

US00D769568S

(12) **United States Design Patent**
Yang

(10) **Patent No.:** **US D769,568 S**

(45) **Date of Patent:** **** Oct. 18, 2016**

(54) **CASKET COVER**

(71) Applicant: **Cee Vue Yang**, Fresno, CA (US)

(72) Inventor: **Cee Vue Yang**, Fresno, CA (US)

(**) Term: **15 Years**

(21) Appl. No.: **29/533,287**

(22) Filed: **Jul. 15, 2015**

(51) **LOC (10) Cl.** **99-00**

(52) **U.S. Cl.**
USPC **D99/12**

(58) **Field of Classification Search**
USPC D99/10, 12; D5/63, 52, 51, 99; D2/729,
D2/740; D6/719, 522, 583, 582, 593, 596,
D6/595; 428/74, 99; 27/1, 13, 14, 19, 35
CPC A61G 17/00
See application file for complete search history.

3,066,379	A *	12/1962	Meeks	A61G 17/007 27/19
3,233,302	A *	2/1966	Ross	A61G 17/04 229/922
3,246,379	A *	4/1966	Slaughter	A61G 17/04 27/19
3,407,459	A *	10/1968	Elder	A61G 17/007 27/19
D236,764	S *	9/1975	Wettering	D5/52
D236,765	S *	9/1975	Wettering	D5/52
4,003,109	A *	1/1977	Matichak	A61G 17/04 24/326
4,312,104	A *	1/1982	Baker	A61G 17/04 27/19
4,823,448	A *	4/1989	Martin	A61G 17/04 27/2
D315,466	S *	3/1991	Smith	D6/582
D328,663	S *	8/1992	Beardsley	D99/1
5,205,003	A *	4/1993	Green	A47G 9/0292 5/493
D338,992	S *	8/1993	Beardsley	D99/1
D405,582	S *	2/1999	Benedict	D99/8
D413,006	S *	8/1999	Calhoun	D5/52
7,251,870	B2 *	8/2007	Nelson	G09F 27/00 27/19

(56) **References Cited**

U.S. PATENT DOCUMENTS

17,955	A *	8/1857	Duke	C14C 11/00 8/94.14
D28,148	S *	1/1898	Stein	D99/12
615,985	A *	12/1898	Hatcher	A61G 17/04 27/19
D30,965	S *	6/1899	Drennan	D99/12
631,116	A *	8/1899	Loomis	A61G 17/04 27/13
1,148,828	A *	8/1915	Callahan	A61G 17/04 27/19
D59,177	S *	10/1921	Biva	D5/52
D77,116	S *	12/1928	Muckleroy	D99/12
2,044,967	A *	6/1936	Bowler, Jr.	A61G 17/04 217/3 BC
2,079,250	A *	5/1937	Grisolia	A41G 1/00 428/10
D108,853	S *	3/1938	Kaufman	D5/52
2,245,779	A *	6/1941	Heil	A47G 9/0292 5/493
D173,874	S *	1/1955	Milwid	D6/582
2,763,875	A *	9/1956	Piontkowski	A47G 9/0284 297/223

* cited by examiner

Primary Examiner — Paula Greene

(74) *Attorney, Agent, or Firm* — Intellectual Property Law Group LLP

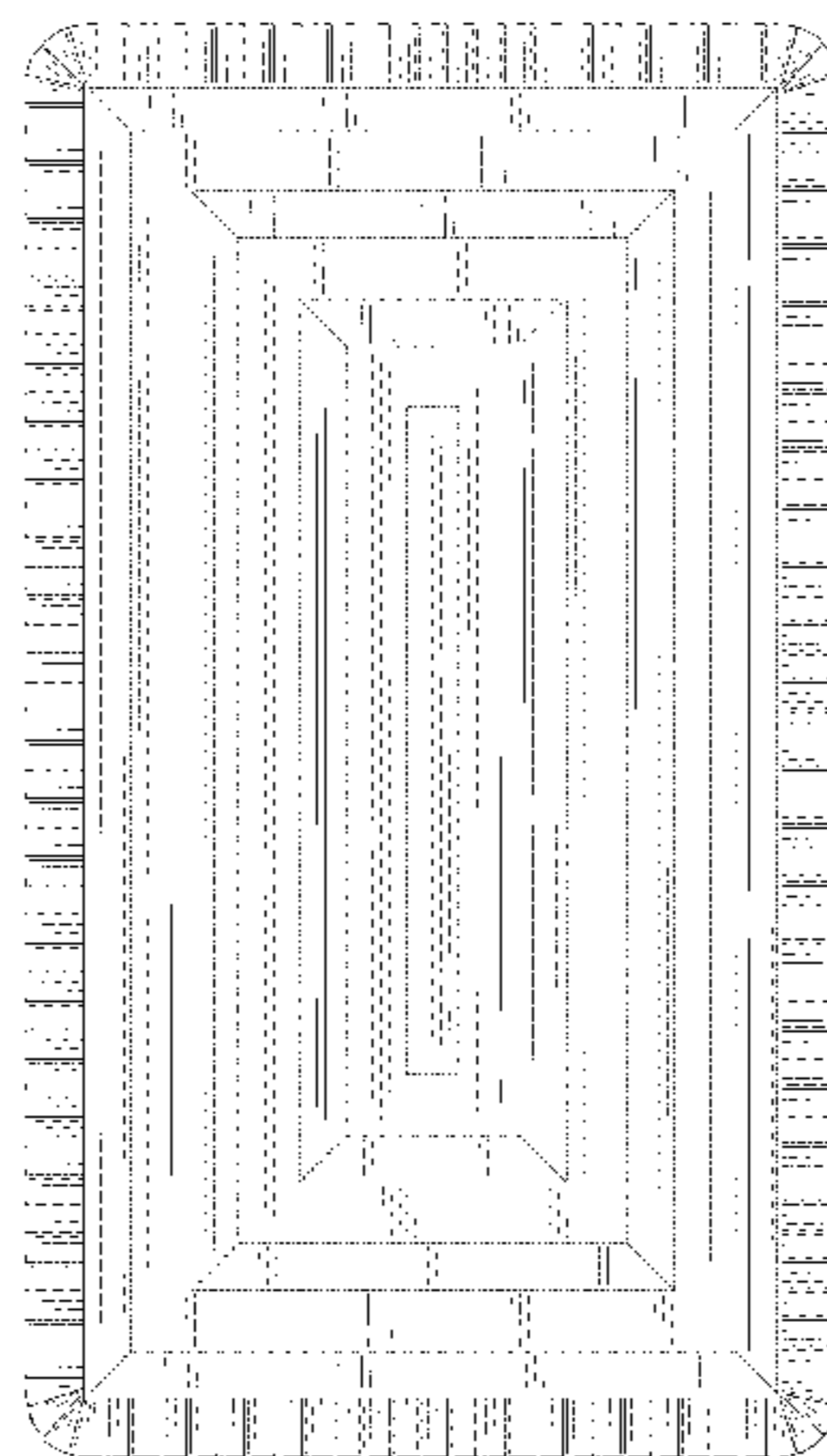

(57) **CLAIM**

The ornamental design for a casket cover, as shown and described.

DESCRIPTION

FIG. 1 is a top perspective view of a casket cover, embodying my new design;
FIG. 2 is a top view thereof;
FIG. 3 is a bottom view thereof;
FIG. 4 is a right side view thereof;
FIG. 5 is a left side view thereof;
FIG. 6 is a front view thereof; and,
FIG. 7 is a rear view thereof.
The broken lines in FIG. 3 represent stitching.

1 Claim, 4 Drawing Sheets






FIG. 1




FIG. 2

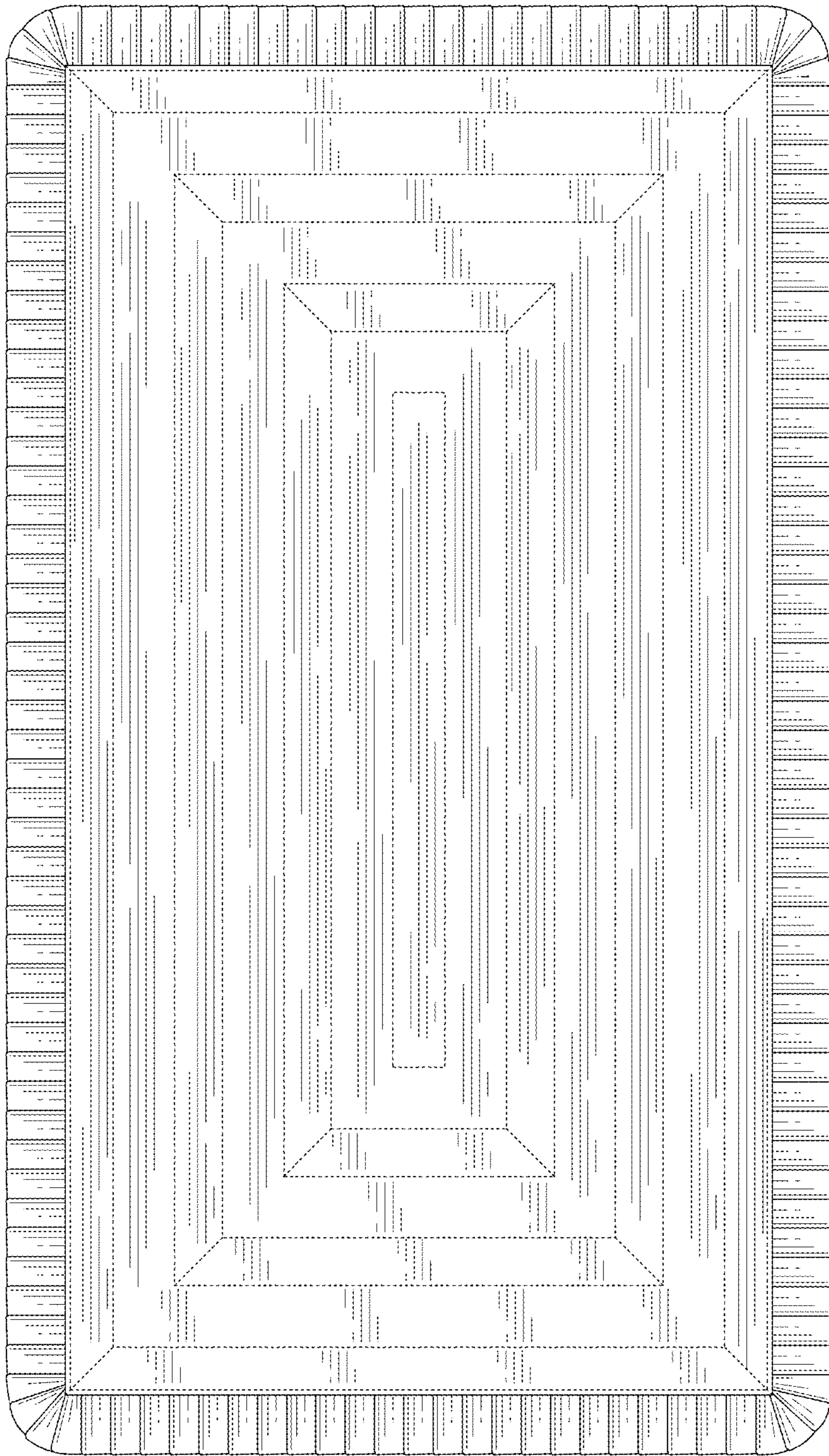


FIG. 3




FIG. 4




FIG. 5



FIG. 6



FIG. 7