



US00D769565S

(12) **United States Design Patent** (10) **Patent No.:** **US D769,565 S**
Chen (45) **Date of Patent:** **** Oct. 18, 2016**

(54) **TRASH CAN**
(71) Applicant: **EKO Development Limited,**
Guangzhou (CN)
(72) Inventor: **Yizhi Chen,** Guangzhou (CN)
(73) Assignee: **EKO Development Limited,**
Guangzhou (CN)
(**) Term: **15 Years**
(21) Appl. No.: **29/530,290**
(22) Filed: **Jun. 15, 2015**
(51) **LOC (10) Cl.** **09-09**
(52) **U.S. Cl.**
USPC **D34/9**
(58) **Field of Classification Search**
USPC D34/1-11
CPC B65F 1/163; B65F 1/08; B65F 1/1623;
B65F 1/1607; B65F 1/1615; B65F 1/062;
B65F 1/16; B65D 90/587; B65D 90/10;
B60P 3/226
See application file for complete search history.

D562,522 S * 2/2008 Daams D34/9
D580,613 S 11/2008 Yang et al.
D615,722 S 5/2010 Yang et al.
D631,221 S * 1/2011 Yang D34/9
D632,039 S * 2/2011 Yang D34/9
D634,911 S 3/2011 Yang et al.
D657,108 S 4/2012 Yang et al.
D671,290 S * 11/2012 Vanhoof D34/9
D675,802 S 2/2013 Yang et al.
D675,803 S 2/2013 Yang et al.
D709,662 S * 7/2014 Yang D34/9
D716,015 S * 10/2014 van de Leest D34/9
D725,860 S 3/2015 Spivey et al.
D727,583 S 4/2015 Yang et al.
D733,987 S * 7/2015 Coffin D34/9
D736,489 S * 8/2015 Wall D34/9
D743,138 S * 11/2015 Sun Ting Kung D34/9
D755,461 S * 5/2016 Wall D34/9

* cited by examiner

Primary Examiner — Cynthia Ramirez
(74) *Attorney, Agent, or Firm* — Willaim Dippert;
Laurence Greenberg; Werner Stemer

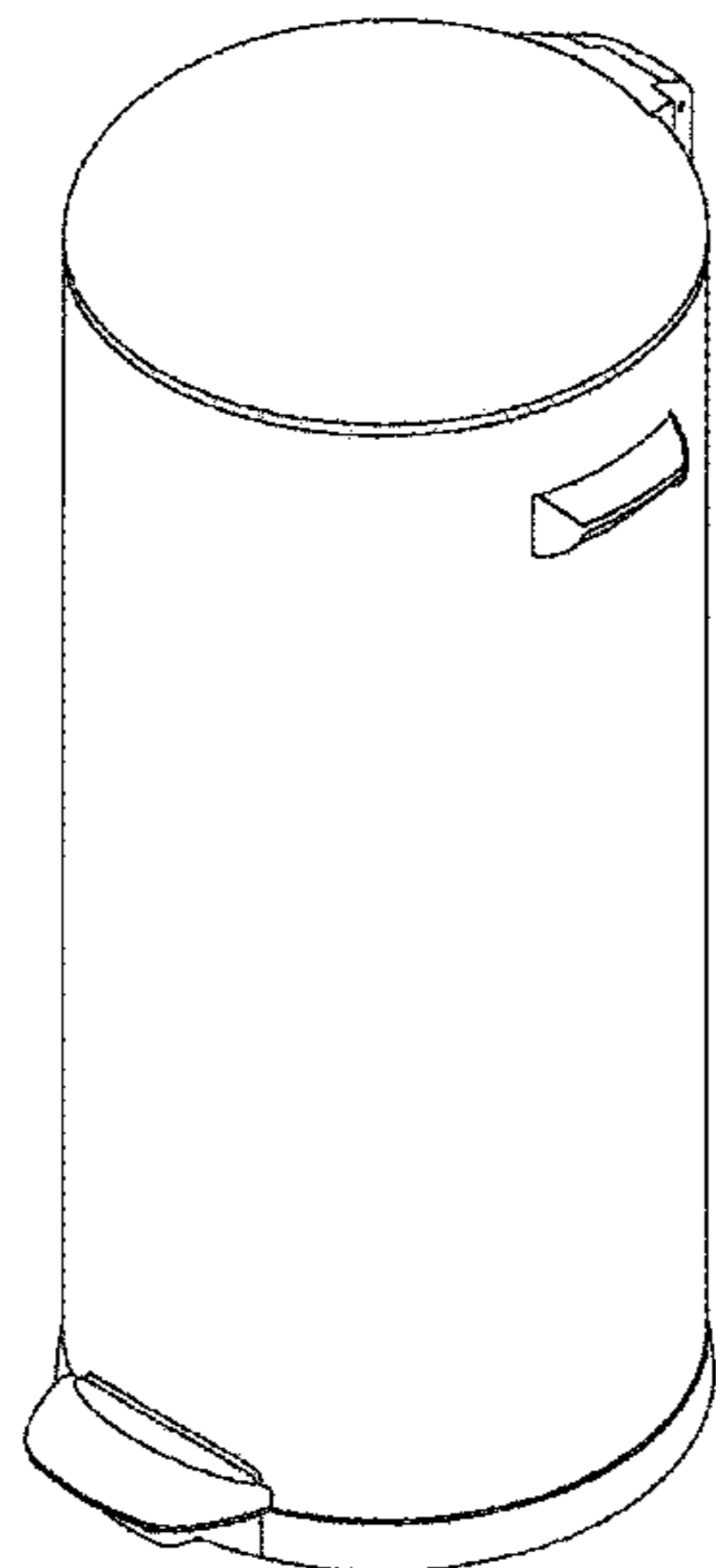
(57) **CLAIM**
The ornamental design for a trash can, as shown and described.

DESCRIPTION

FIG. 1. is a top perspective view of a trash can showing a first embodiment of my new design;
FIG. 2. is a front view of a trash can of FIG. 1;
FIG. 3. is a rear view of a trash can of FIG. 1;
FIG. 4. is a left view of a trash can of FIG. 1;
FIG. 5. is a right view of a trash can of FIG. 1;
FIG. 6. is a top view of a trash can of FIG. 1; and,
FIG. 7. is a bottom view of a trash can of FIG. 1.
The broken lines shown in the figures are included for the purpose of illustrating portions of the trash can and forms no part of the claimed design.

1 Claim, 7 Drawing Sheets

(56) **References Cited**
U.S. PATENT DOCUMENTS
D488,902 S 4/2004 Yang et al.
D513,103 S * 12/2005 Lin D34/9
D517,267 S * 3/2006 Lin D34/9
D524,005 S * 6/2006 Lin D34/9
D526,457 S * 8/2006 Lin D34/9
D528,724 S * 9/2006 Lin D34/9
D528,725 S * 9/2006 Lin D34/9
D538,000 S * 3/2007 Lin D34/9
D539,498 S * 3/2007 Yang D34/9
D540,001 S * 4/2007 Zimmerman D34/9
D547,917 S * 7/2007 Yang D34/9
D555,320 S * 11/2007 Yang D34/9






FIG. 1




FIG. 2




FIG. 3




FIG. 4




FIG. 5

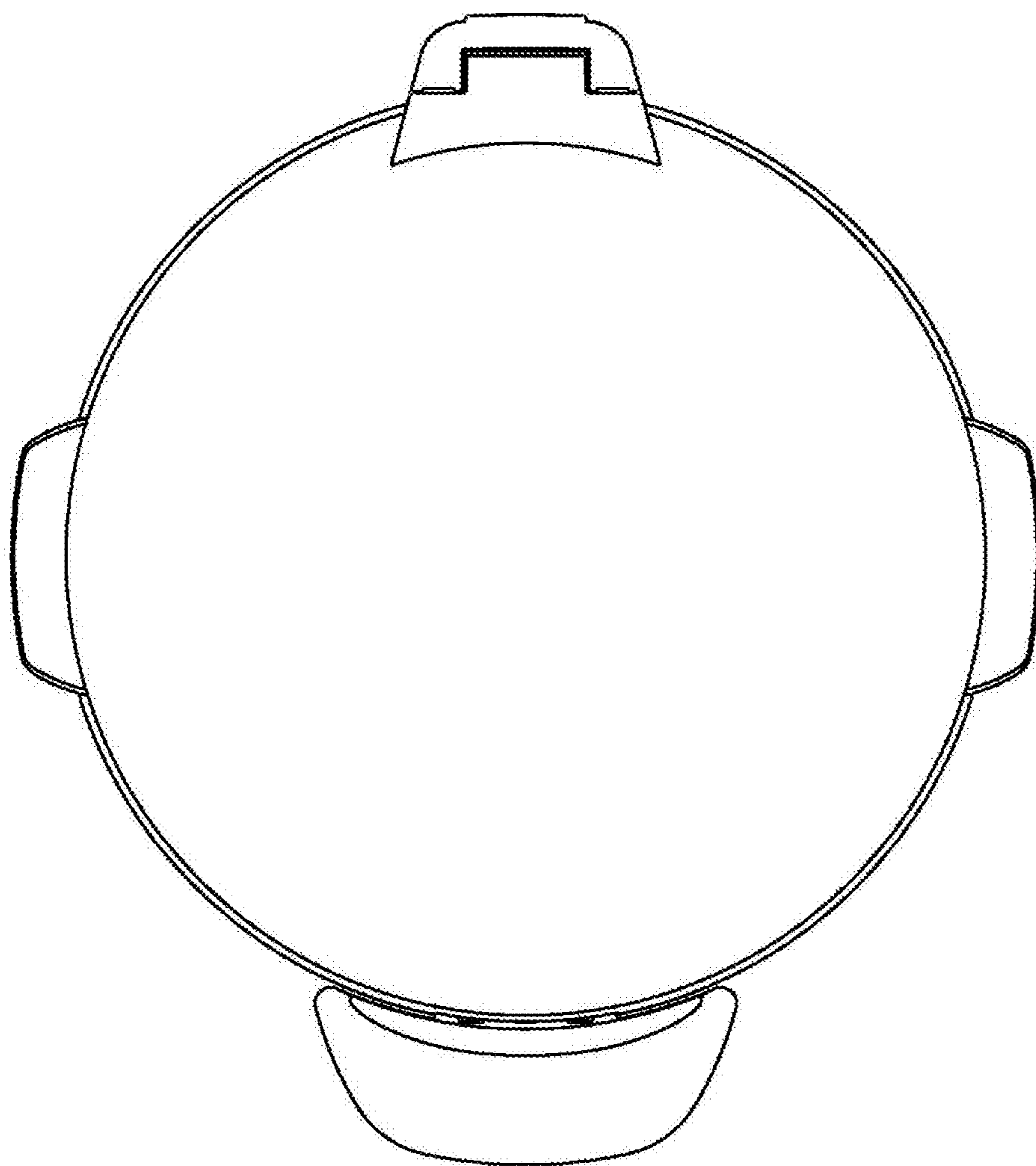


FIG. 6

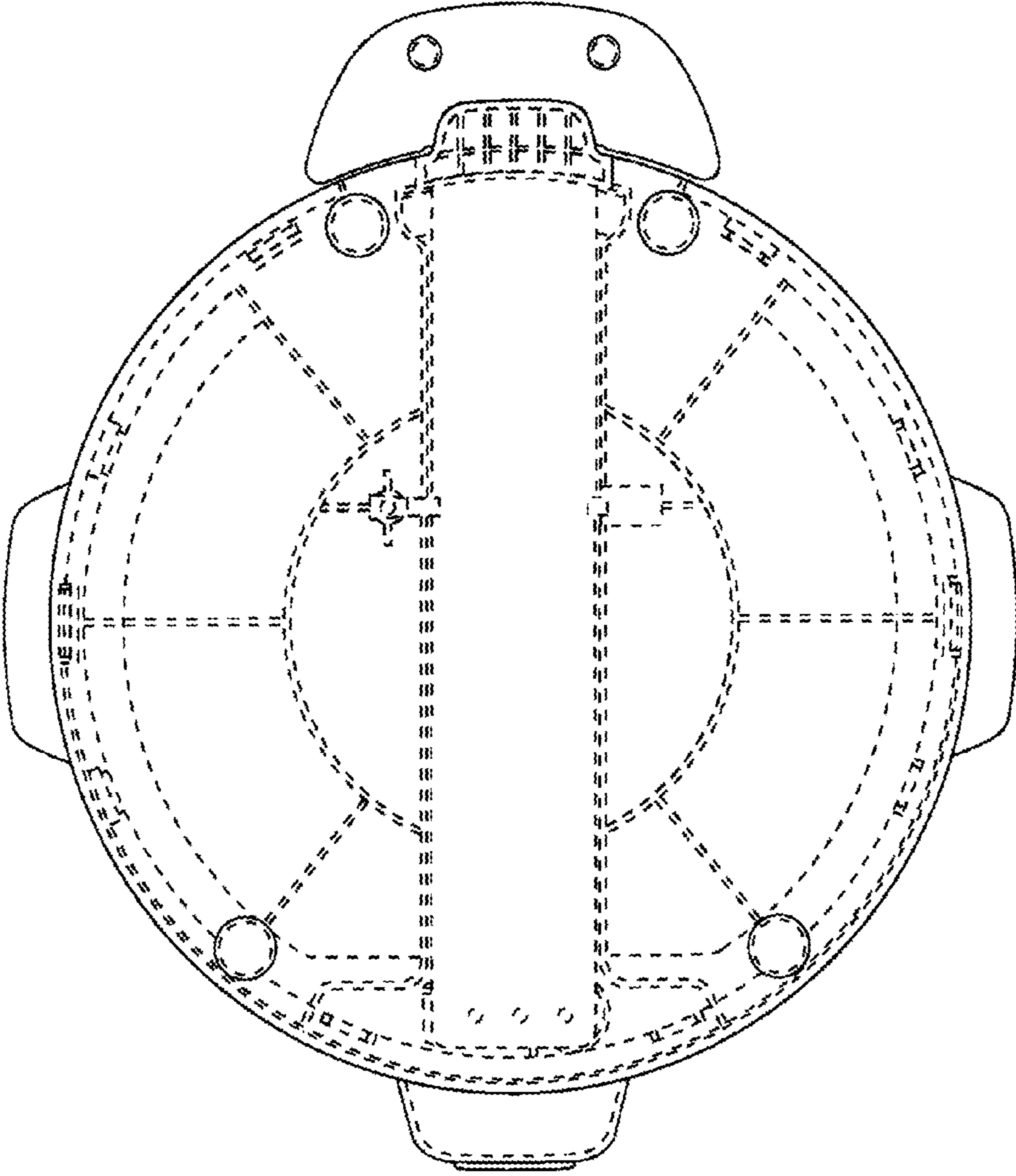


FIG. 7