



US00D769562S

(12) **United States Design Patent** (10) **Patent No.:** **US D769,562 S**  
**Damaschke et al.** (45) **Date of Patent:** **\*\* Oct. 18, 2016**

- (54) **GLOVE SUPPORT**
- (71) Applicant: **Hankscraft, Inc.**, Reedsburg, WI (US)
- (72) Inventors: **Kelly G. Damaschke**, Loganville, WI (US); **Joseph J. Hennessy**, Reedsburg, WI (US)
- (73) Assignee: **Hankscraft, Inc.**, Reedsburg, WI (US)
- (\*\*) Term: **14 Years**
- (21) Appl. No.: **29/523,839**
- (22) Filed: **Apr. 14, 2015**
- (51) **LOC (10) Cl.** ..... **07-05**
- (52) **U.S. Cl.**  
USPC ..... **D32/59**
- (58) **Field of Classification Search**  
USPC ..... D32/59, 25, 43; D20/33; D2/623;  
D12/123; 223/78; 206/204  
CPC ..... A63B 71/0036; A63B 71/143; A63B  
2102/18; D06F 59/04; A45C 13/03  
See application file for complete search history.

(56) **References Cited**

U.S. PATENT DOCUMENTS

- 686,884 A \* 11/1901 Becker ..... D06F 59/04  
223/79
- D193,408 S \* 8/1962 Goldman ..... D32/59
- D195,137 S \* 4/1963 Jennings ..... D32/59
- 3,477,622 A \* 11/1969 Appelt ..... D06F 59/04  
223/78
- 5,692,316 A \* 12/1997 Antal ..... A47L 23/205  
34/106
- D391,720 S \* 3/1998 Schoenewolf ..... D32/59
- D393,573 S \* 4/1998 Caldwell ..... D20/33
- D426,926 S \* 6/2000 Julien ..... D32/59
- 6,085,436 A \* 7/2000 Peet ..... D06F 59/04  
223/78
- 6,497,340 B2 12/2002 Grinberg
- 6,578,729 B2 6/2003 Grinberg
- D556,410 S \* 11/2007 Reyniers ..... D32/59
- D563,070 S \* 2/2008 Palese ..... D32/59

- D585,169 S \* 1/2009 Barzegar ..... D32/58
- D640,434 S \* 6/2011 Krautner ..... D32/59
- D643,592 S \* 8/2011 Choi ..... D2/623
- D655,878 S \* 3/2012 Hajduk ..... D32/59
- 2007/0150996 A1 7/2007 McCarville

OTHER PUBLICATIONS

- U.S. Appl. No. 14/747,715, filed Jun. 23, 2015, 31pgs.
- U.S. Appl. No. 29/523,847, filed Apr. 14, 2015, 8pgs.
- U.S. Appl. No. 29/531,065, filed Jun. 23, 2015, 8pgs.
- U.S. Appl. No. 29/531,068, filed Jun. 23, 2015, 23pgs.

\* cited by examiner

Primary Examiner — Austin Murphy

(74) Attorney, Agent, or Firm — Merchant & Gould P.C.

(57) **CLAIM**

The ornamental design for a glove support, as shown and described.

**DESCRIPTION**

FIG. 1 is a perspective view of a first embodiment of a glove support with a glove.

FIG. 2 is a front view of the embodiment shown in FIG. 1 and a glove.

FIG. 3 is a perspective view of the embodiment shown in FIG. 1.

FIG. 4 is a front view of the embodiment shown in FIG. 1.

FIG. 5 is a rear view of the embodiment shown in FIG. 1.

FIG. 6 is a right side view of the embodiment shown in FIG. 1.

FIG. 7 is a left side view of the embodiment shown in FIG. 1.

FIG. 8 is a top view of the embodiment shown in FIG. 1; and,

FIG. 9 is a bottom view of the embodiment shown in FIG. 1.

The broken lines illustrating the unclaimed portions of the glove form no part of the claimed design.

**1 Claim, 7 Drawing Sheets**

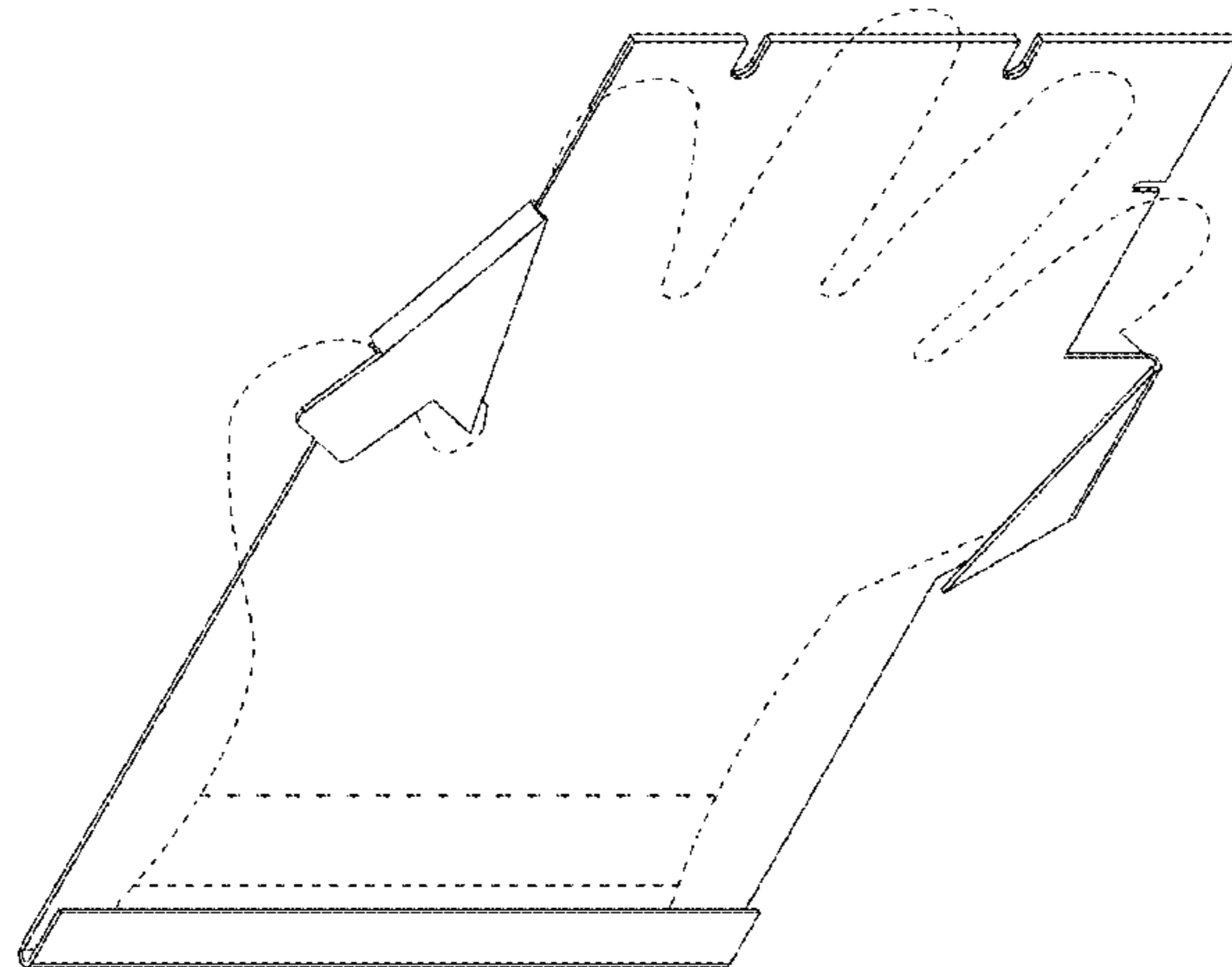


FIG. 1

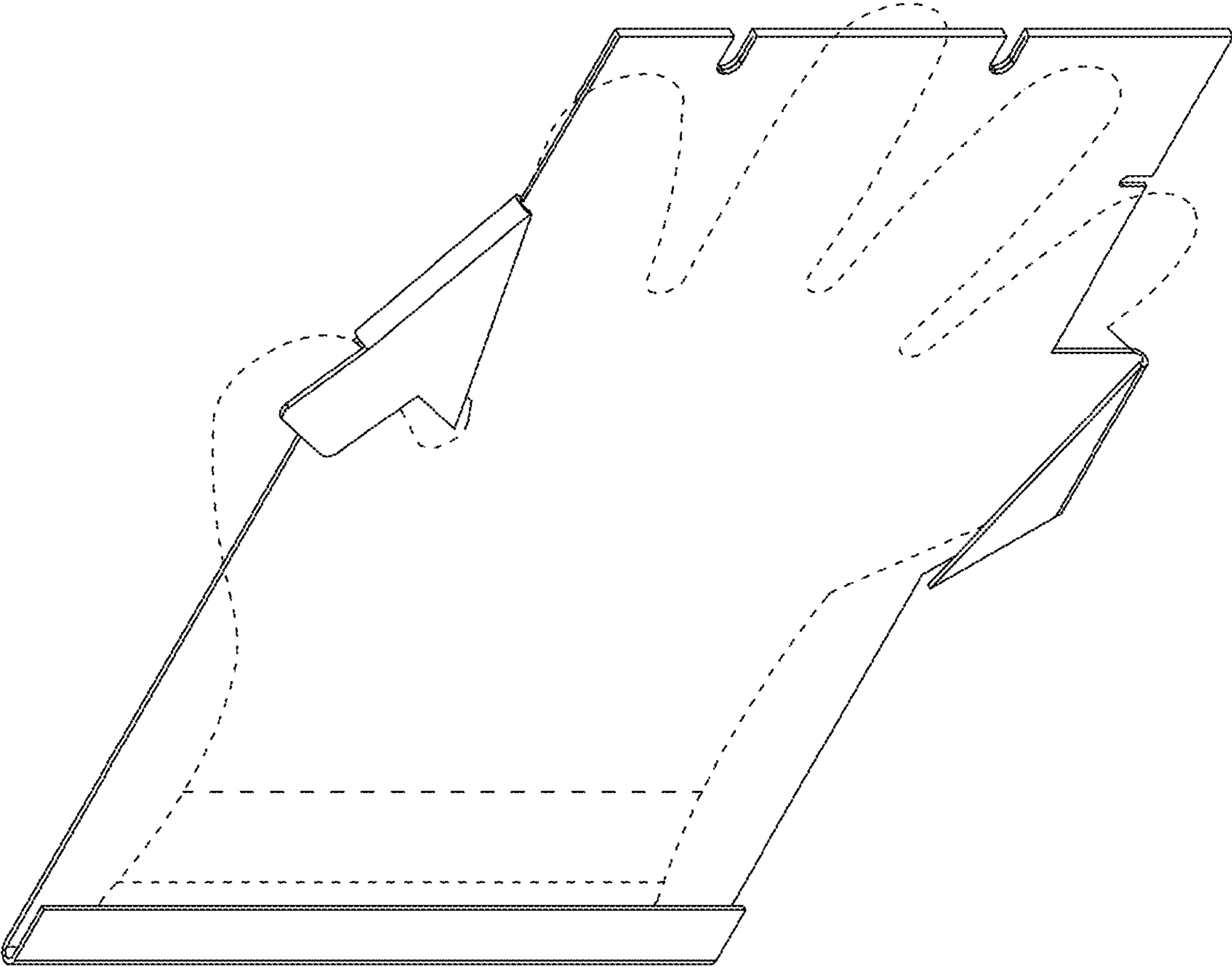


FIG. 2

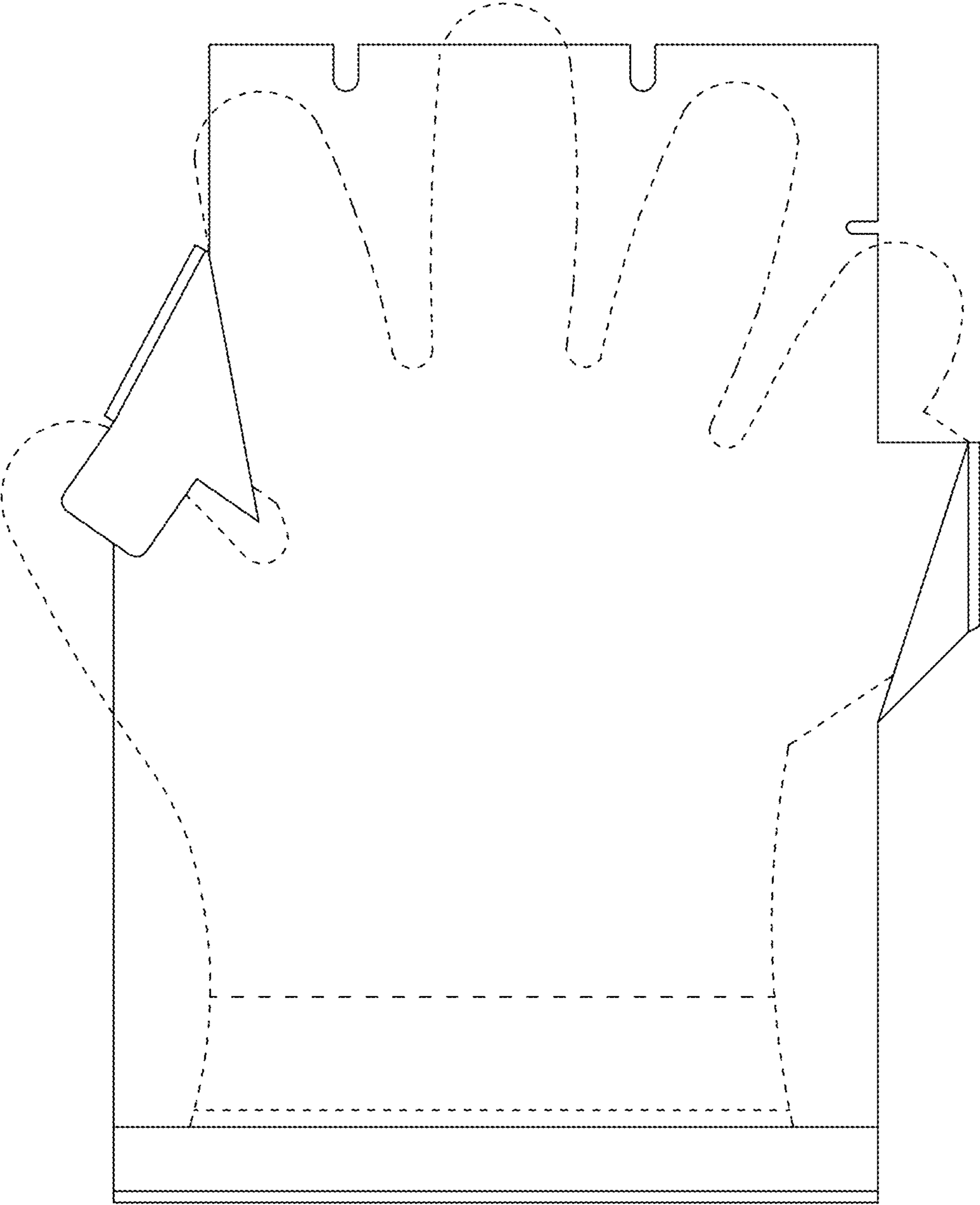


FIG. 3

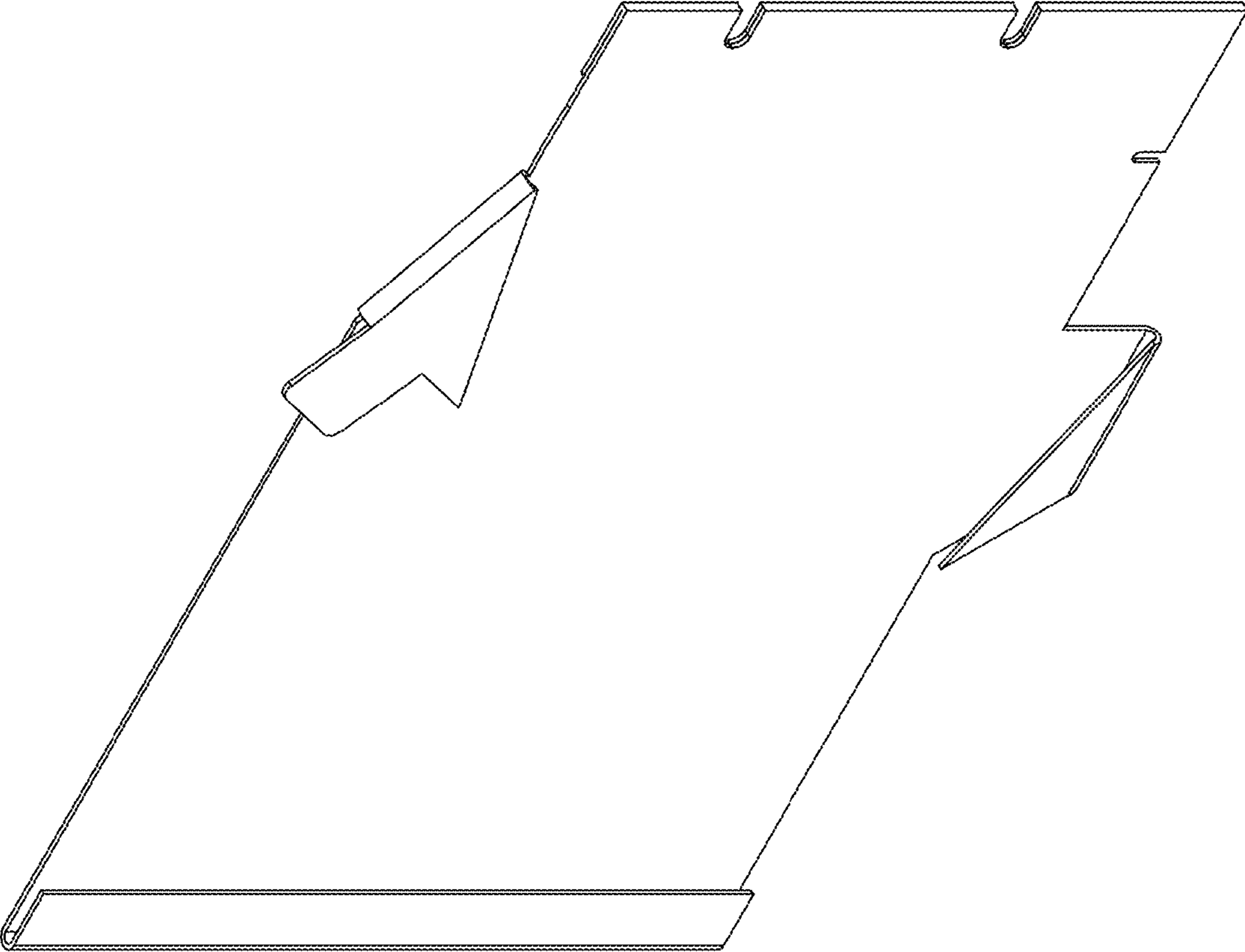


FIG. 4

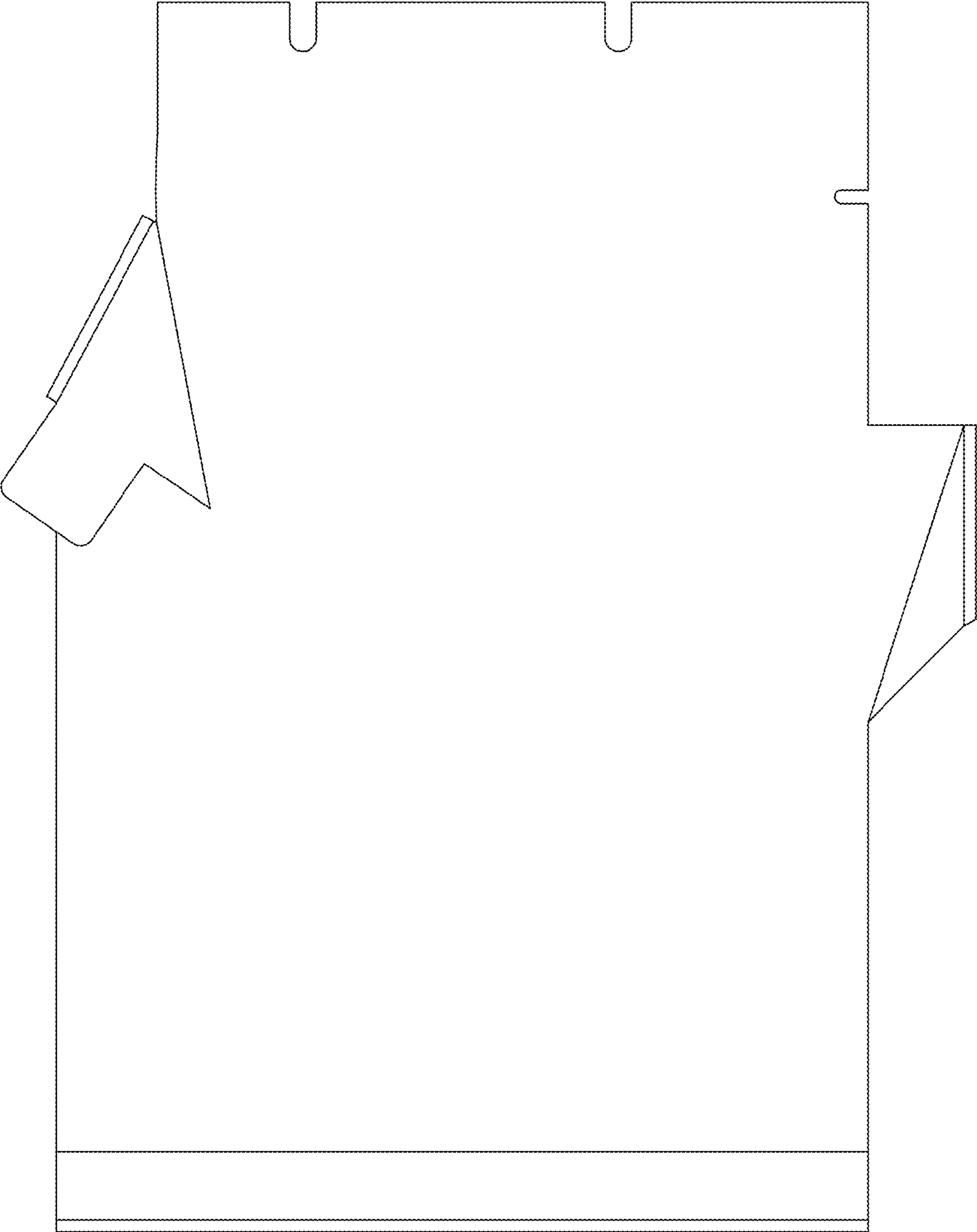


FIG. 5

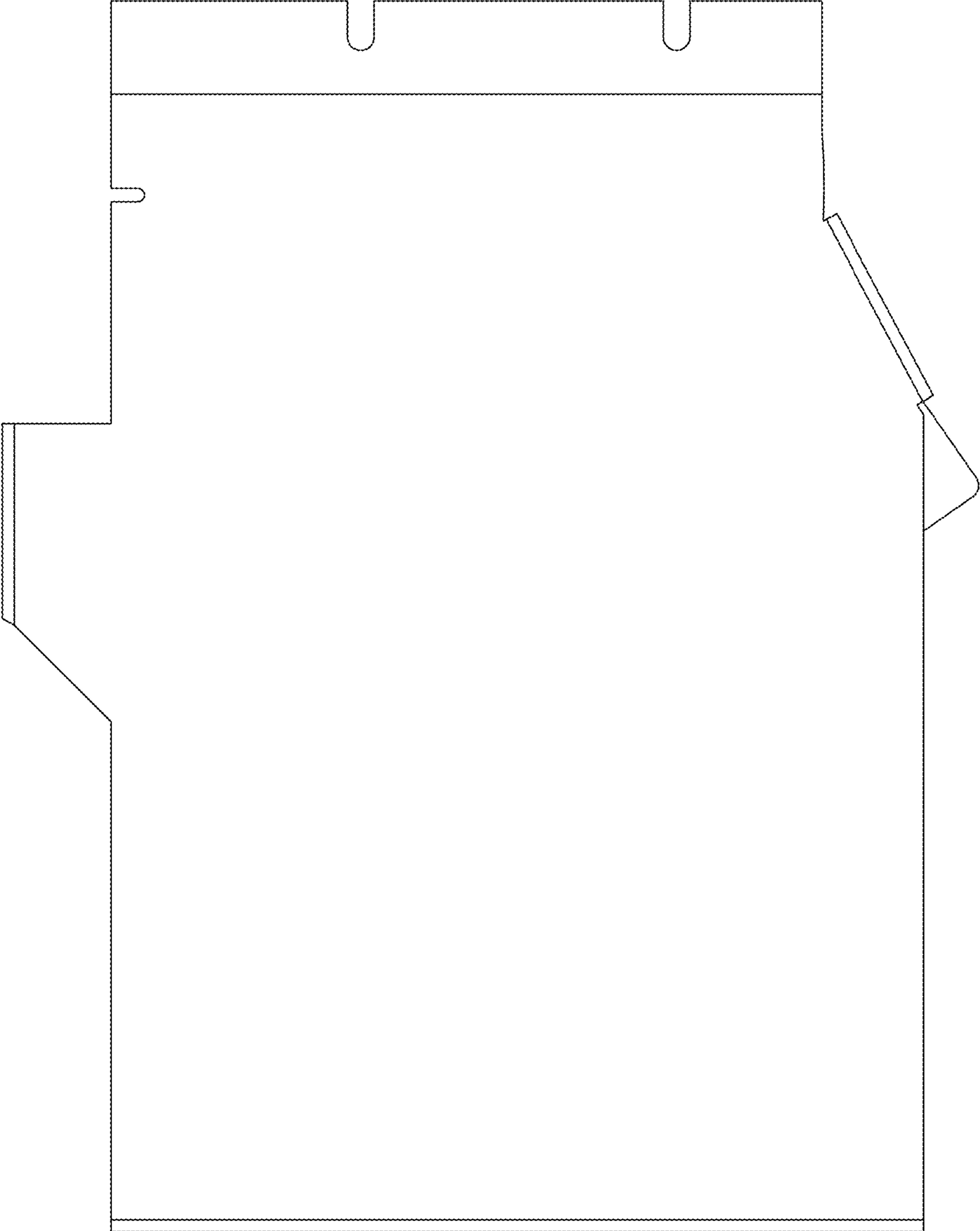


FIG. 6



FIG. 7

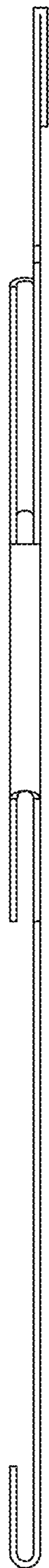




FIG. 8



FIG. 9