



US00D769522S

(12) **United States Design Patent** (10) **Patent No.:** **US D769,522 S**
Venet (45) **Date of Patent:** **** Oct. 18, 2016**

(54) **DETERGENT TABLET**
(71) Applicant: **Valerie Venet**, Orleans (FR)
(72) Inventor: **Valerie Venet**, Orleans (FR)
(73) Assignee: **EUROTAB GROUP**,
Saint-Just-Saint-Rambert (FR)
(**) Term: **14 Years**
(21) Appl. No.: **29/513,154**
(22) Filed: **Dec. 29, 2014**

(30) **Foreign Application Priority Data**

Jul. 8, 2014 (EM) 002498667-006
(51) **LOC (10) Cl.** **28-02**
(52) **U.S. Cl.**
USPC **D28/8.1**
(58) **Field of Classification Search**
USPC D32/29.1; D28/8.1, 8.2, 4; D9/418,
D9/425, 428, 702, 707
CPC C11D 17/00; C11D 17/04; C11D 17/045;
C11D 17/047; C11D 17/048
See application file for complete search history.

(56) **References Cited**

U.S. PATENT DOCUMENTS

D300,673 S * 4/1989 Rhoa D24/101
D302,337 S * 7/1989 Bresloff D24/101
D302,481 S * 7/1989 Miller D24/103
D334,420 S * 3/1993 Gladfelter D23/207

D335,330 S * 5/1993 Gladfelter D23/207
D419,261 S * 1/2000 Binstock D28/8.1
D419,262 S * 1/2000 Klaers D28/8.1
D420,464 S * 2/2000 Binstock D28/8.1
D426,020 S * 5/2000 Binstock D28/8.1
D431,094 S * 9/2000 Forward D28/8.1
D442,739 S * 5/2001 Friesenhahn D28/8.1
D443,108 S * 5/2001 Friesenhahn D28/8.1
D443,389 S * 6/2001 Friesenhahn D28/8.1
D444,914 S * 7/2001 Friesenhahn D28/8.1
D456,561 S * 4/2002 Freeman D28/8.2
D608,944 S * 1/2010 Gutfleisch D28/8.1
D613,907 S * 4/2010 Oates D28/8.1
D624,697 S * 9/2010 Oates D28/8.1
D652,165 S * 1/2012 Gordon D28/8.1
D659,283 S * 5/2012 Caboen D28/8.1
D754,923 S * 4/2016 Bender D28/8.1
D754,925 S * 4/2016 Toh D28/8.1

* cited by examiner

Primary Examiner — Rosemary K Tarcza
Assistant Examiner — Yolanda Robinson
(74) *Attorney, Agent, or Firm* — Porzio, Bromberg &
Newman, P.C.


(57) **CLAIM**

I claim, the ornamental design for a detergent tablet, as shown and described.

DESCRIPTION

FIG. 1 is a perspective view, showing my new design;
FIG. 2 is a front view thereof;
FIG. 3 is a top view thereof;
FIG. 4 is a right side view thereof; and,
FIG. 5 is a rear view thereof.

1 Claim, 5 Drawing Sheets






FIG. 1




FIG. 2




FIG. 3




FIG. 4




FIG. 5