

US00D769518S

(12) **United States Design Patent** (10) **Patent No.:** **US D769,518 S**  
**Liu** (45) **Date of Patent:** **\*\* Oct. 18, 2016**

(54) **ELECTRONIC CIGARETTE POLE**

(71) Applicant: **Qiuming Liu**, Guangdong (CN)

(72) Inventor: **Qiuming Liu**, Guangdong (CN)

(73) Assignee: **HUIZHOU KIMREE TECHNOLOGY CO., LTD. SHENZHEN BRANCH**, Shenzhen (CN)

(\*\*) Term: **14 Years**

(21) Appl. No.: **29/500,433**

(22) Filed: **Aug. 25, 2014**

(30) **Foreign Application Priority Data**

Feb. 26, 2014 (CN) ..... 2014 3 0034879

(51) **LOC (10) Cl.** ..... **27-01**

(52) **U.S. Cl.**  
USPC ..... **D27/101**

(58) **Field of Classification Search**  
USPC ..... D27/101, 105, 108, 123, 129, 162-164, D27/167, 169, 172, 175, 183-184, 186, 187, D27/189, 190, 193, 194, 195; D24/110; D23/360, 363; D9/529; D25/126; D8/349-352, 354-356; D13/103, 110, D13/112, 118-120  
CPC ..... A61M 15/009; A24F 1/02; A24F 1/04; A24F 1/08; A24F 1/16; A24F 1/28; A24F 1/30

See application file for complete search history.

(56) **References Cited**

U.S. PATENT DOCUMENTS

D353,044 S \* 12/1994 Riley ..... D3/228  
D389,066 S \* 1/1998 Lang ..... D28/76

D391,166 S \* 2/1998 Lang ..... D9/504  
D565,632 S \* 4/2008 Rupp ..... D16/242  
D633,035 S \* 2/2011 Heine ..... D13/103  
D644,375 S \* 8/2011 Zhou ..... D27/101  
D655,036 S \* 2/2012 Zhou ..... D27/101  
D683,897 S \* 6/2013 Liu ..... D27/170  
D684,311 S \* 6/2013 Liu ..... D27/101  
D700,692 S \* 3/2014 Engelhardt ..... D23/360

(Continued)

*Primary Examiner* — Susan Bennett Hattan

*Assistant Examiner* — Jennifer Wright

(74) *Attorney, Agent, or Firm* — Tim Tingkang Xia, Esq.; Locke Lord LLP


(57) **CLAIM**

The ornamental design for an electronic cigarette pole, as shown and described.

**DESCRIPTION**

FIG. 1 is a front elevation view of the electronic cigarette pole;  
FIG. 2 is a rear elevation view of the electronic cigarette pole;  
FIG. 3 is a left side elevation view of the electronic cigarette pole;  
FIG. 4 is a right side elevation view of the electronic cigarette pole;  
FIG. 5 is a top plan the view of the electronic cigarette pole;  
FIG. 6 is a bottom plan the view of the electronic cigarette pole; and,  
FIG. 7 is a perspective view of the electronic cigarette pole. The broken lines show portions of the electronic cigarette pole that form no part of the claimed design.

**1 Claim, 6 Drawing Sheets**



(56)

**References Cited**

U.S. PATENT DOCUMENTS

D720,094 S *	12/2014	Alima .....	D27/101	2014/0220398 A1*	8/2014	Alima .....	H01M 10/48 429/90
D720,095 S *	12/2014	Alima .....	D27/101	2015/0020827 A1*	1/2015	Liu .....	A24F 47/008 131/329
D720,496 S *	12/2014	Alima .....	D27/101	2015/0027467 A1*	1/2015	Liu .....	A24F 47/008 131/329
D720,497 S *	12/2014	Alima .....	D27/101	2015/0083144 A1*	3/2015	Xiang .....	A24F 47/008 131/328
D720,499 S *	12/2014	Alima .....	D27/167	2015/0196059 A1*	7/2015	Liu .....	H05B 3/06 131/329
D722,956 S *	2/2015	Alima .....	D13/103	2015/0296884 A1*	10/2015	Liu .....	H05B 3/03 131/329
D739,599 S *	9/2015	Liu .....	D27/101				
D740,488 S *	10/2015	Leidel .....	D27/167				
2009/0217933 A1*	9/2009	Chen .....	A24F 47/006 131/185				

\* cited by examiner



Fig. 1



Fig. 2




Fig. 3




Fig. 4

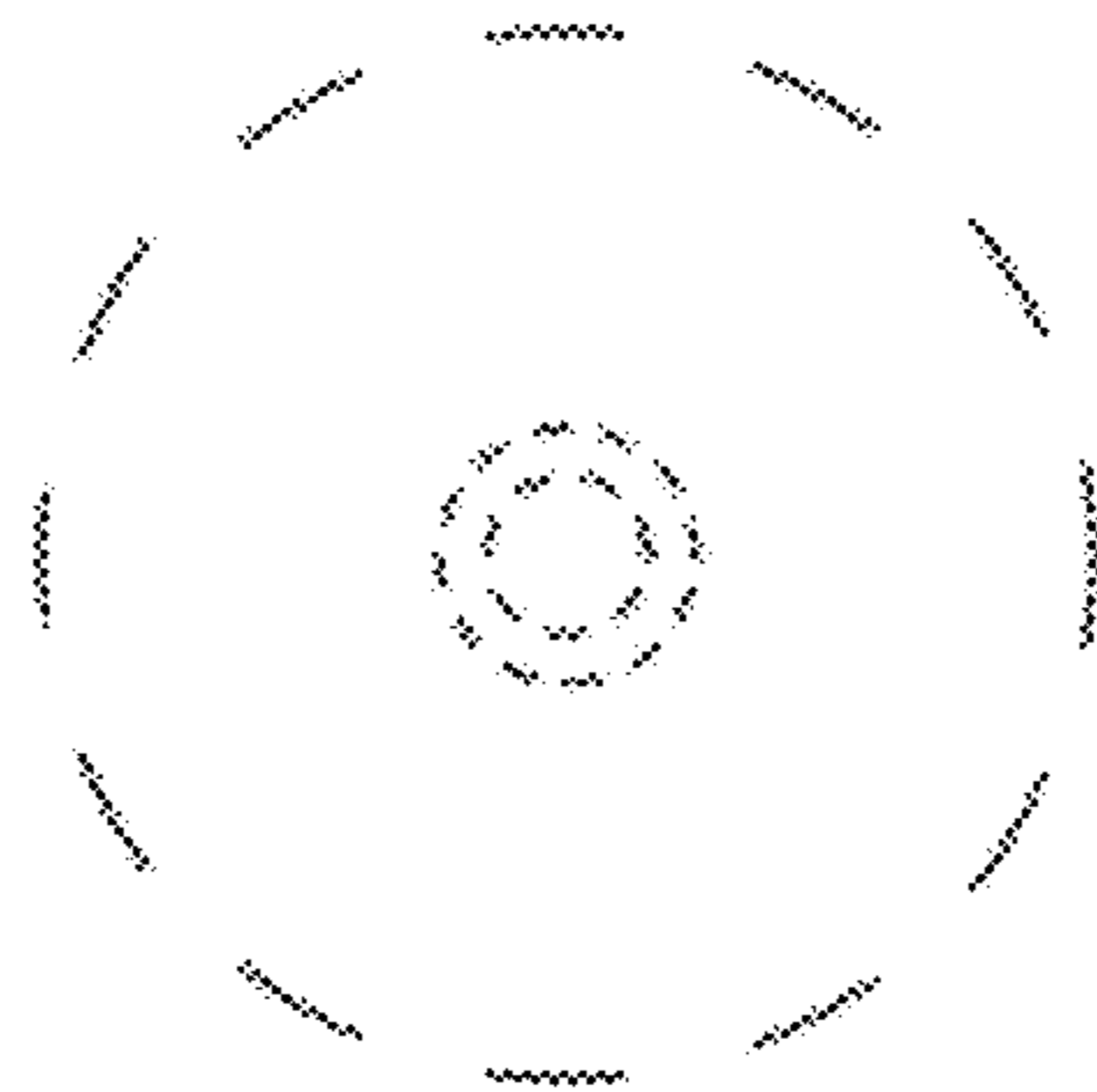


Fig. 5

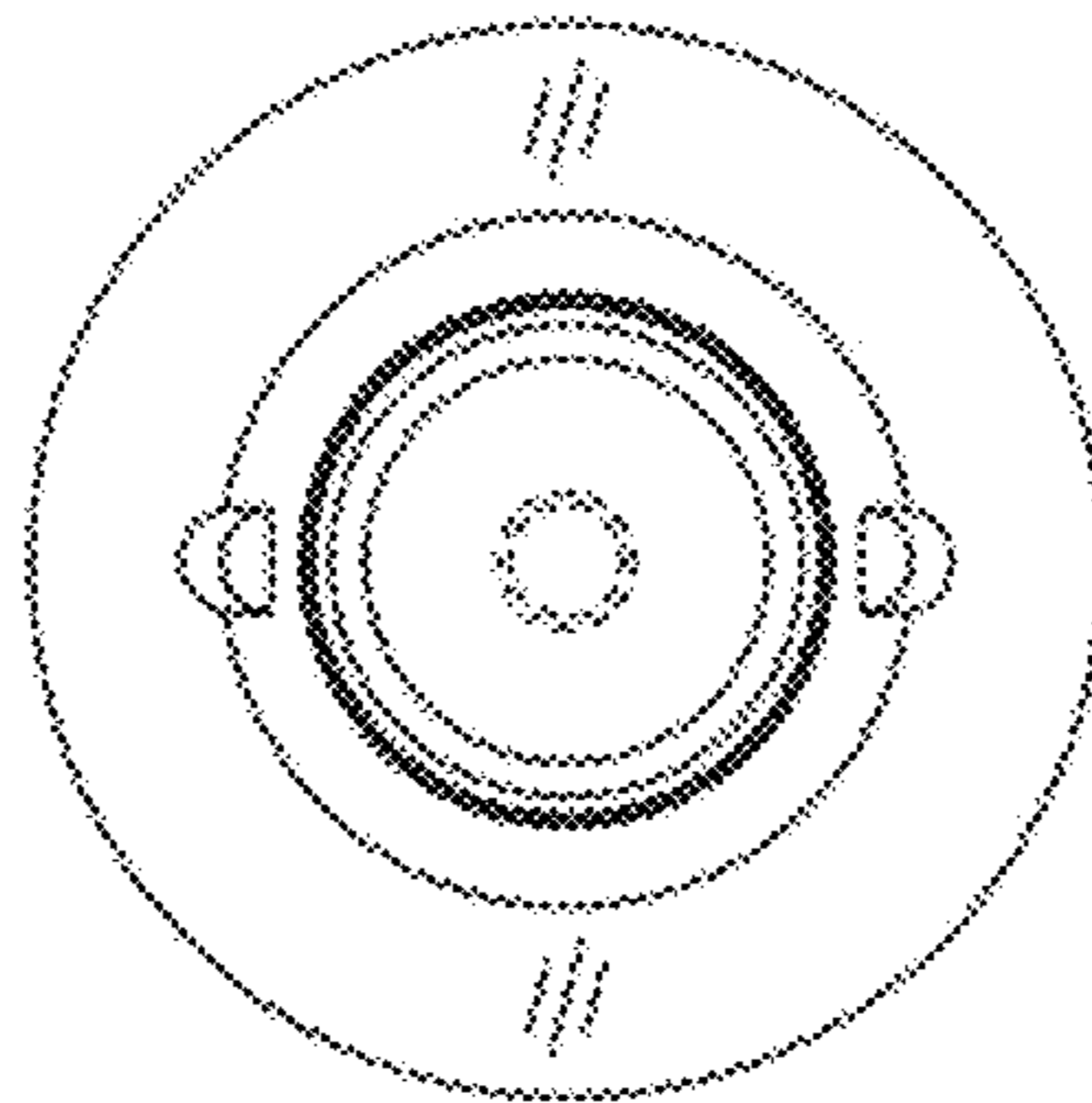


Fig. 6

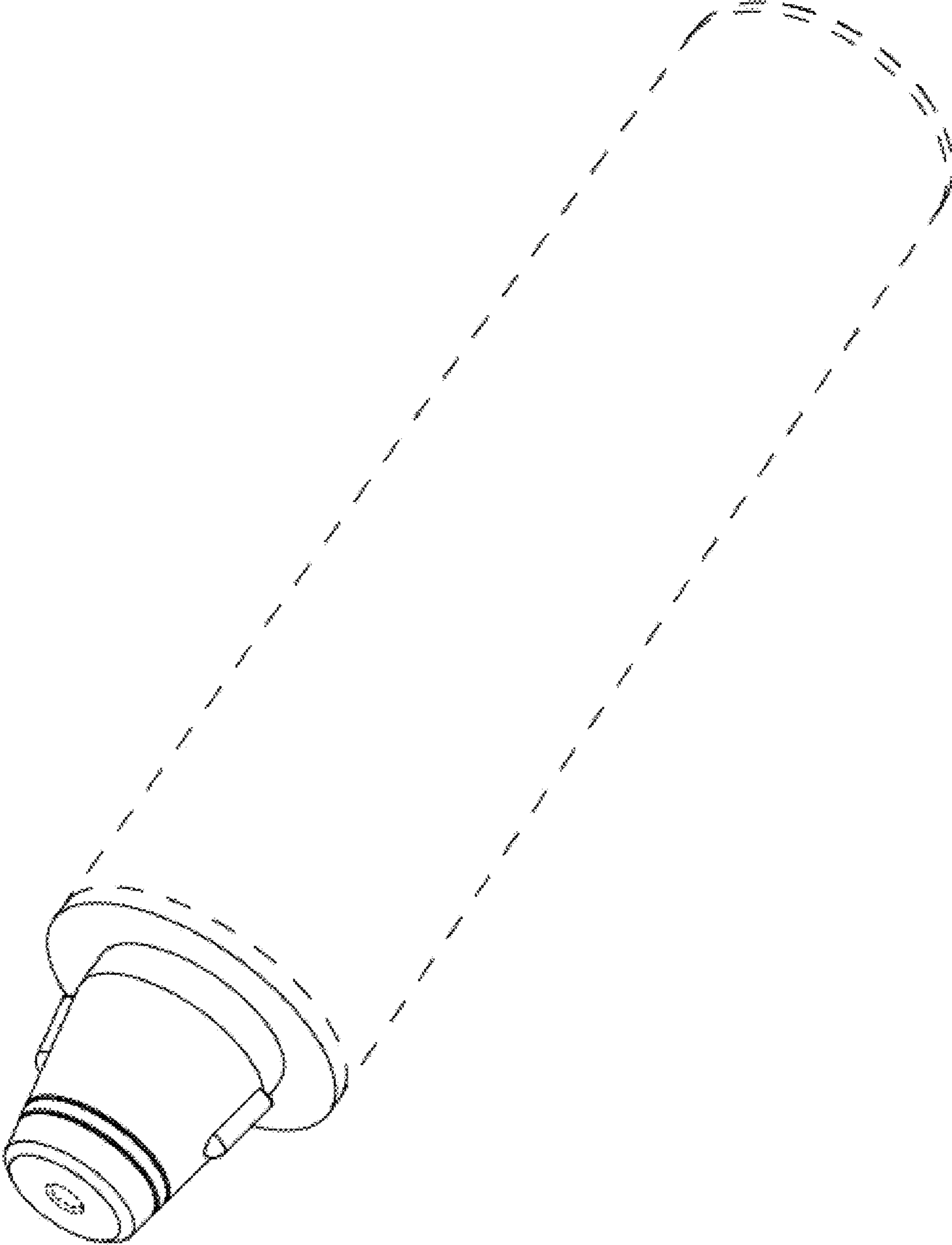


Fig. 7