



US00D769515S

(12) **United States Design Patent**  
**Clark et al.**

(10) **Patent No.:** **US D769,515 S**  
(45) **Date of Patent:** **\*\* Oct. 18, 2016**

(54) **RECESSED LIGHT FIXTURE COVER**

D605,342 S \* 12/2009 Chung ..... D26/118  
D672,079 S \* 12/2012 Kong ..... D26/74  
D707,873 S \* 6/2014 Boyer ..... D26/74

(71) Applicant: **Finelite INC.**, Union City, CA (US)

\* cited by examiner

(72) Inventors: **Walter Blue Clark**, Palo Alto, CA (US); **David Daoud Aziz**, Hayward, CA (US); **My Tien Nguyen**, Redwood City, CA (US); **Aaron Matthew Smith**, Fremont, CA (US); **Arlan Santos**, Milpitas, CA (US)

*Primary Examiner* — Brian N Vinson  
(74) *Attorney, Agent, or Firm* — James A. Gavney, Jr.; JAG Patent Services

(73) Assignee: **FINELITE INC.**, Union City, CA (US)

(57) **CLAIM**

We claim the ornamental design for a recessed light fixture cover, as shown and described.

(\*\*) Term: **15 Years**

**DESCRIPTION**

(21) Appl. No.: **29/505,360**

FIG. 1 is a view of a recessed light fixture cover showing my new design;

(22) Filed: **Sep. 28, 2015**

FIG. 2 is a top view of the recessed light fixture cover thereof;

(51) **LOC (10) Cl.** ..... **26-05**

FIG. 3 is a right side view of the recessed light fixture cover thereof;

(52) **U.S. Cl.**  
USPC ..... **D26/120**

FIG. 4 is a bottom view of the recessed light fixture cover thereof;

(58) **Field of Classification Search**  
USPC ..... D26/74, 24, 72, 75, 76, 78, 79, 81, 82, D26/88, 89, 91, 113, 118, 119, 120, 138, D26/141, 142  
CPC ..... F21S 8/02; F21S 8/026; F21Y 2111/002; F21V 7/005; F21V 21/041; F21V 21/04  
See application file for complete search history.

FIG. 5 is a left side view of the recessed light fixture cover thereof;

FIG. 6 is a front view of the recessed light fixture cover thereof;

FIG. 7 is a back view of the recessed light fixture cover thereof; and,

FIG. 8 is a view of the recessed light fixture cover suspended from a ceiling.

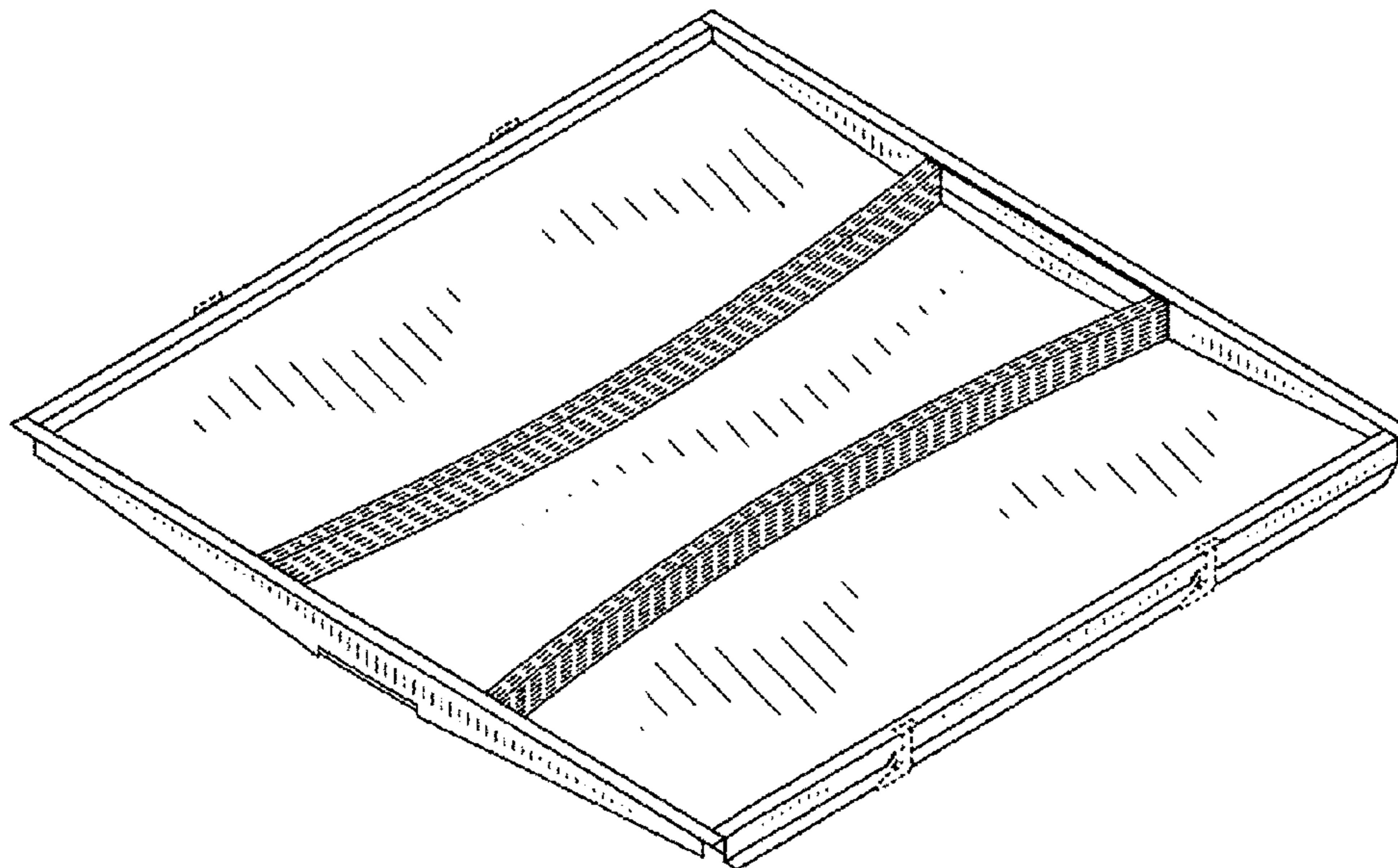
The broken lines shown in FIGS. 1-7 represent portions of the cover which form no part of the claimed design, and in FIG. 8 the claimed design is shown in use with multiple lights installed in a ceiling which represent environment forming no part of the claimed design.

(56) **References Cited**

U.S. PATENT DOCUMENTS

D407,473 S \* 3/1999 Wimbock ..... D23/328  
5,988,836 A \* 11/1999 Swarens ..... F21S 8/02  
362/217.06  
6,523,974 B2 \* 2/2003 Engel ..... F21S 8/04  
362/147

**1 Claim, 5 Drawing Sheets**



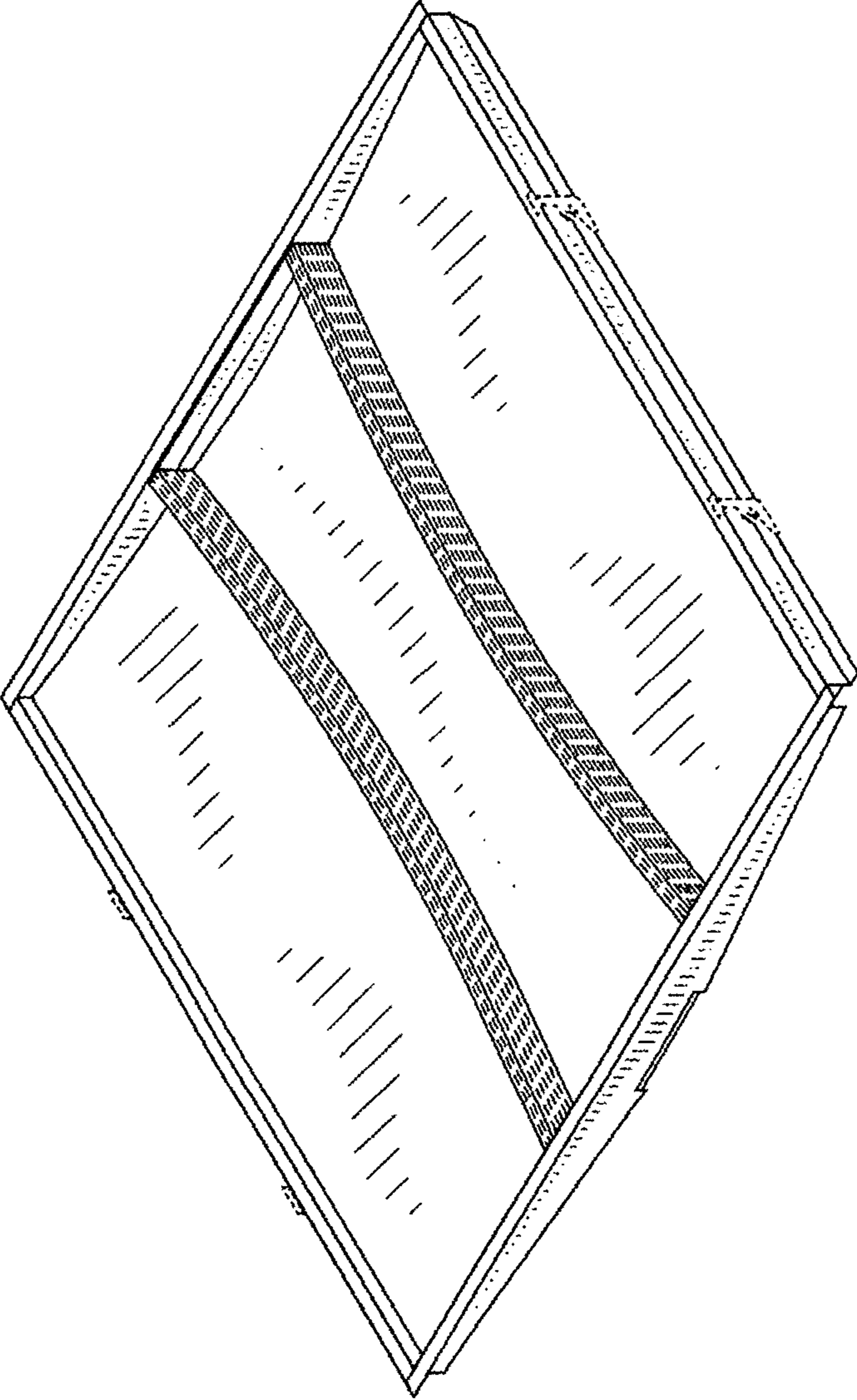


FIG. 1

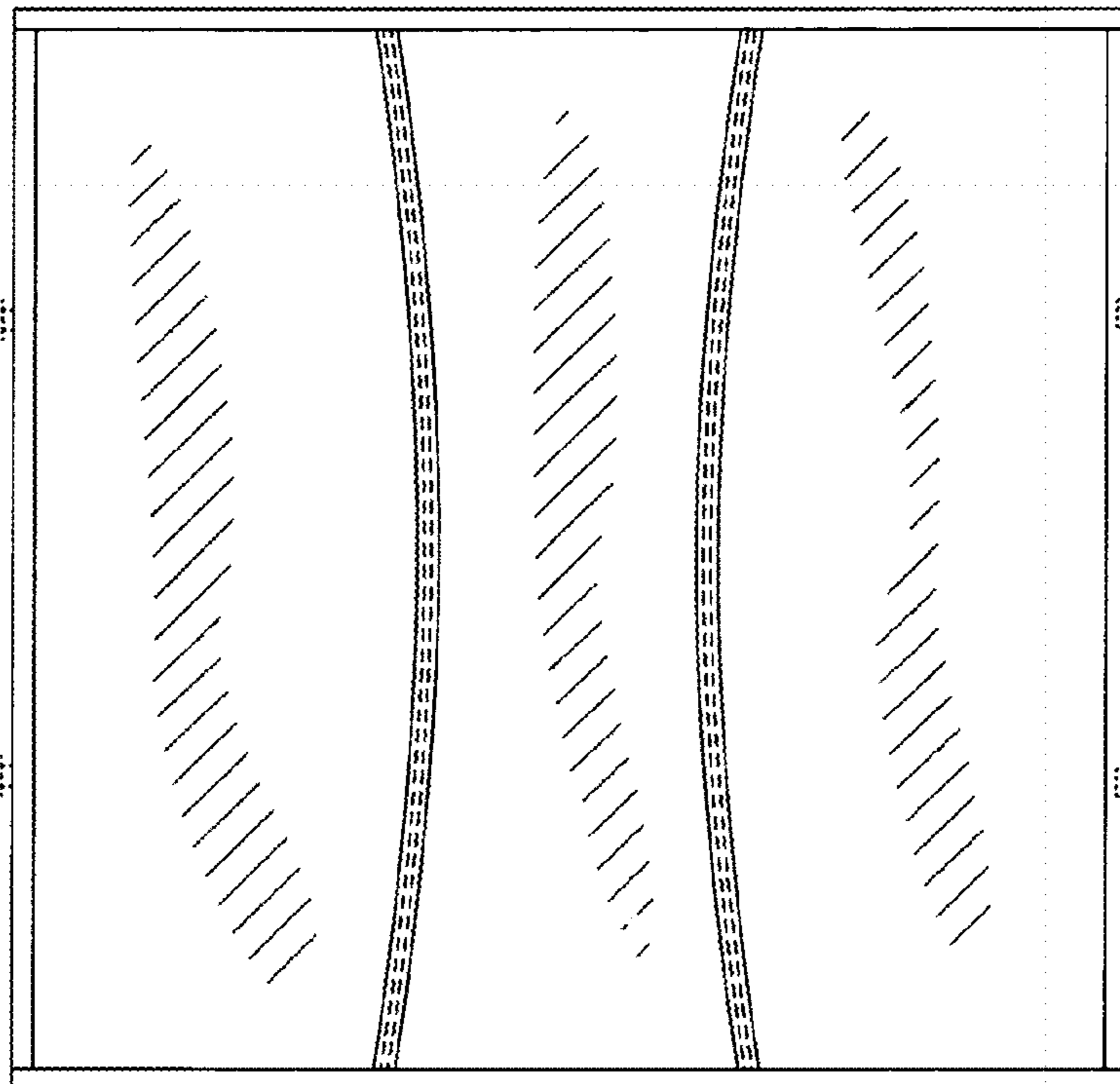


FIG. 2




FIG. 3

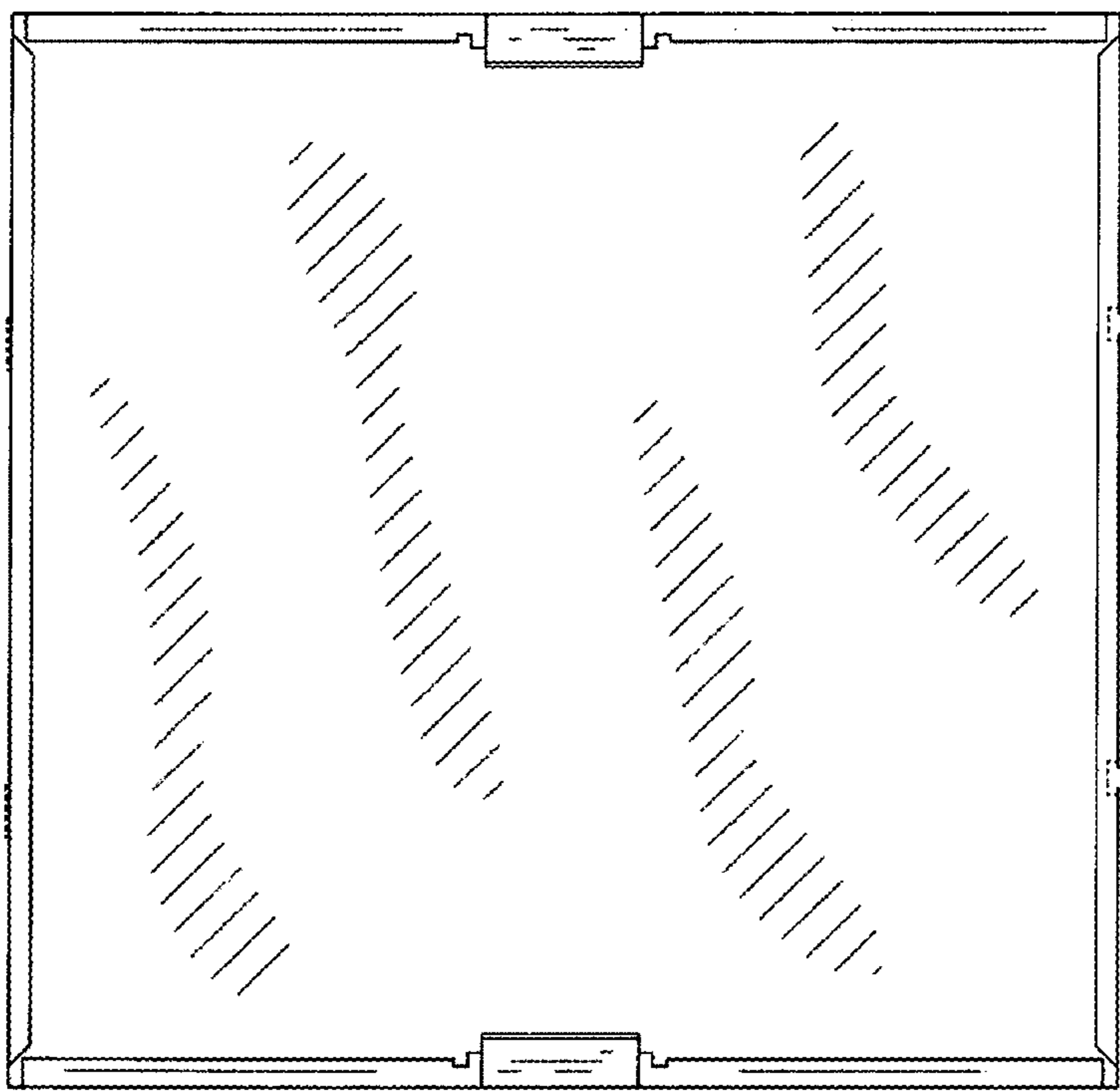


FIG. 4

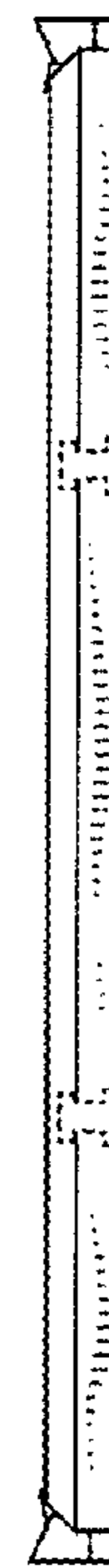


FIG. 5



FIG. 6




FIG. 7

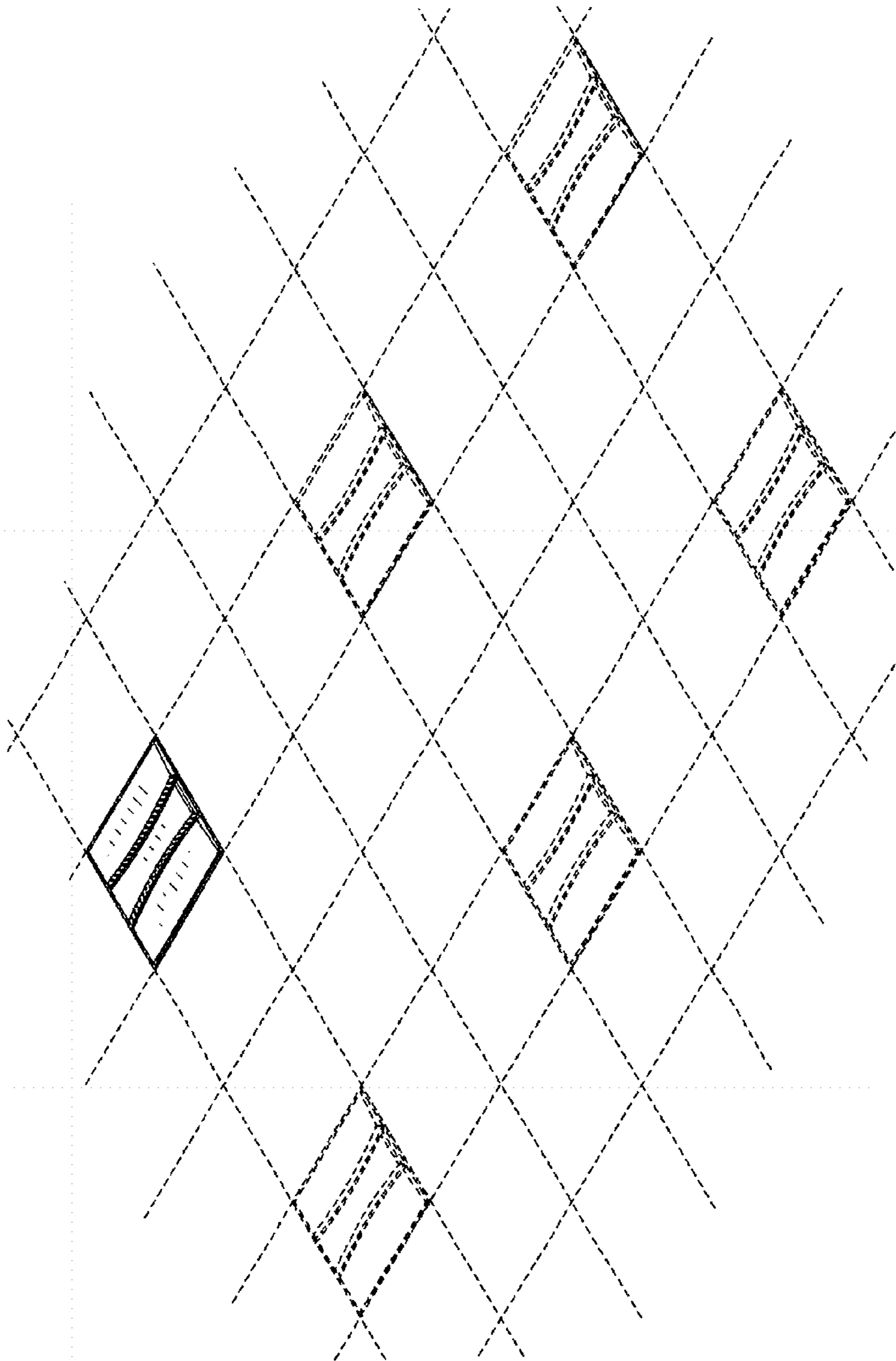


FIG. 8