



US00D769483S

(12) **United States Design Patent** (10) **Patent No.:** **US D769,483 S**
Morikawa (45) **Date of Patent:** **** Oct. 18, 2016**

(54) **FRONT COMBINATION LAMP FOR AN AUTOMOBILE**

(71) Applicant: **Honda Motor Co., Ltd.**, Tokyo (JP)

(72) Inventor: **Tetsuji Morikawa**, Wako (JP)

(73) Assignee: **Honda Motor Co., Ltd.**, Tokyo (JP)

(**) Term: **15 Years**

(21) Appl. No.: **29/536,744**

(22) Filed: **Aug. 19, 2015**

(30) **Foreign Application Priority Data**

Feb. 20, 2015 (JP) 2015-003486

(51) **LOC (10) Cl.** **26-06**

(52) **U.S. Cl.**
USPC **D26/28**

(58) **Field of Classification Search**
USPC D26/28-36; 362/459-468, 475-478,
362/485-487

CPC B60Q 1/02; B60Q 1/04; F21S 48/00;
F21S 48/10; F21S 48/115; F21S 48/225;
F21S 48/1233; F21S 48/1266; F21S 48/1388;
F21S 48/2268; F21V 21/04

See application file for complete search history.

(56) **References Cited**

U.S. PATENT DOCUMENTS

D528,231 S *	9/2006	Ikeda	D26/28
D528,686 S *	9/2006	Kato	D26/28
D529,208 S *	9/2006	Ikeda	D26/28
D535,409 S *	1/2007	Yamaguchi	D26/28

* cited by examiner

Primary Examiner — Marcus Jackson

(74) *Attorney, Agent, or Firm* — Plumsea Law Group, LLC


(57) **CLAIM**

The ornamental design for a front combination lamp for an automobile, as shown and described.

DESCRIPTION

FIG. 1 is a perspective view of a front combination lamp for an automobile showing my new design;
 FIG. 2 is a another perspective view thereof;
 FIG. 3 is a front elevation view thereof;
 FIG. 4 is a top plan view thereof; and,
 FIG. 5 is a right side elevation view thereof.
 The de-emphasized and halftone portions shown in the drawings illustrate environmental structure for a front combination lamp of an automobile that form no part of the claimed design.

1 Claim, 5 Drawing Sheets



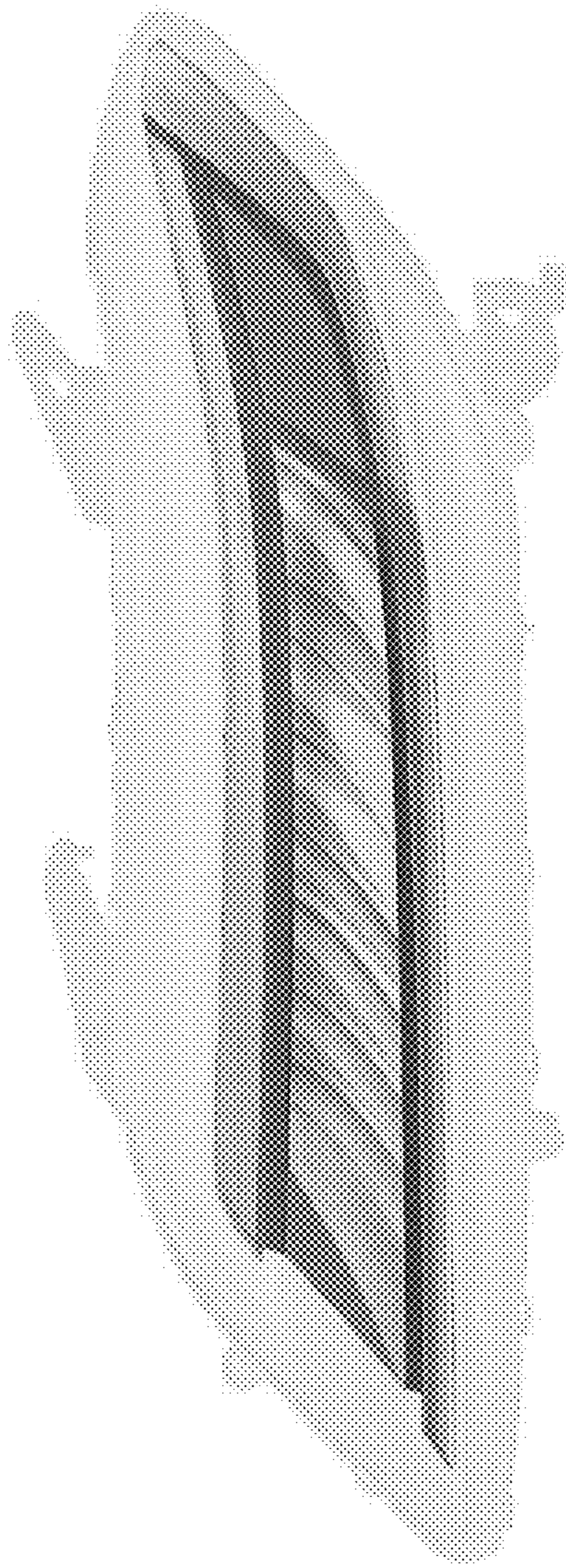


FIG. 1

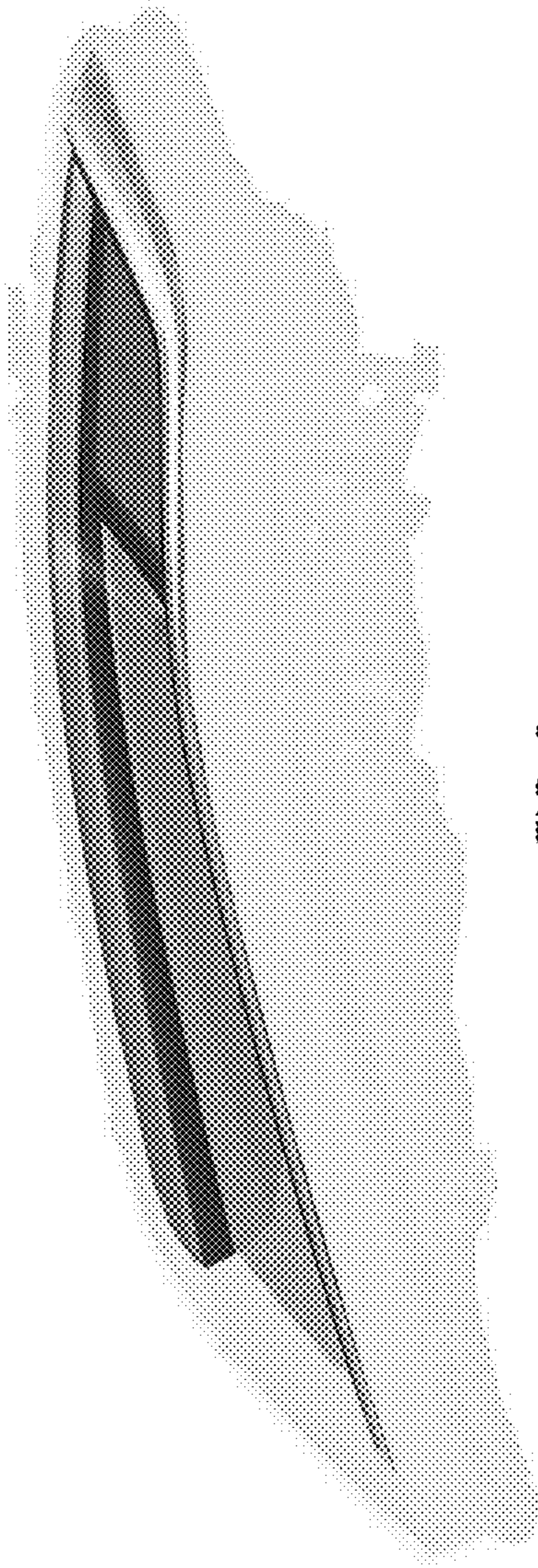


FIG. 2




FIG. 3




FIG. 4

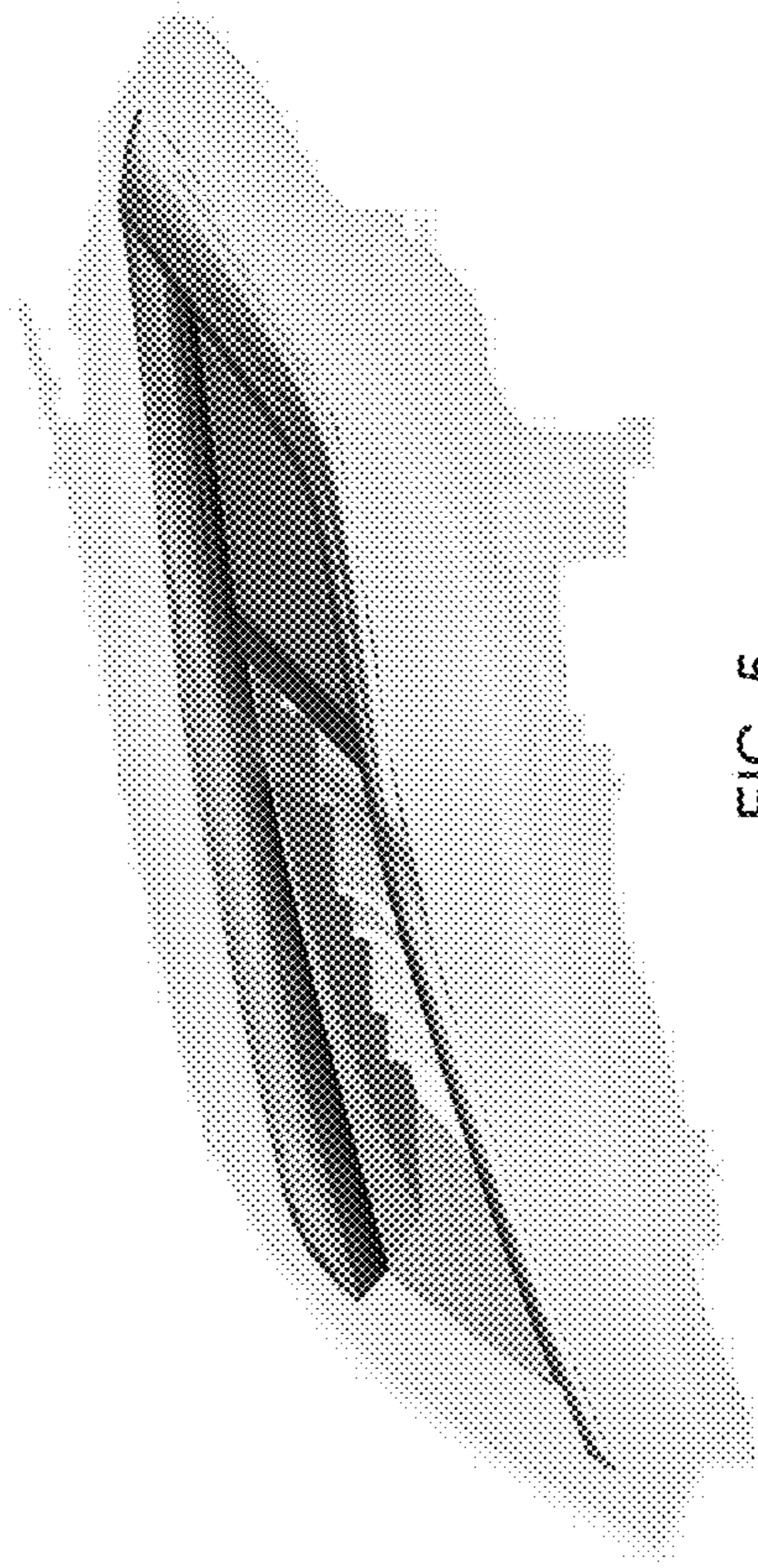


FIG. 5