

US00D769463S

(12) **United States Design Patent** (10) **Patent No.:** **US D769,463 S**
Ho (45) **Date of Patent:** **** Oct. 18, 2016**

(54) **TUBE**

(71) Applicant: **K&W TOOLS CO., LTD.**, Nantou,
Nantou County (TW)

(72) Inventor: **Kung-Jung Ho**, Nantou (TW)

(73) Assignee: **K&W TOOLS CO., LTD.**, Nantou,
Nantou County (TW)

(**) Term: **14 Years**

(21) Appl. No.: **29/513,907**

(22) Filed: **Jan. 6, 2015**

(30) **Foreign Application Priority Data**

Jul. 22, 2014 (TW) 103304306

(51) **LOC (10) Cl.** **25-01**

(52) **U.S. Cl.**
USPC **D25/122**

(58) **Field of Classification Search**
USPC D25/38.1, 39, 40, 41.1, 43, 44, 55, 102,
D25/117, 119-124, 126, 133, 136, 138, 141,
D25/148, 164; D20/42, 43, 44; D34/35;
D6/329, 394, 395, 702, 709.2, 709.21,
D6/711.1, 712; 52/86, 88, 272, 273, 285.3,
52/287.1; D8/395, 396
CPC .. E06B 3/5454; E06B 3/66366; E06B 3/667;
E06B 2003/66395; E06B 2003/6258
See application file for complete search history.

(56) **References Cited**

U.S. PATENT DOCUMENTS

D47,868 S *	9/1915	Thoeming	D25/121
D195,854 S *	8/1963	Schwarz	D6/709.21
D287,284 S *	12/1986	Pavy	D25/122
D470,598 S *	2/2003	Schneider	D25/126
D503,645 S *	4/2005	Wirth	D10/114.9
D552,760 S *	10/2007	Seiling	D25/122
D660,985 S *	5/2012	Jiang	D25/124
D670,550 S *	11/2012	Jungklaus	D8/107
D670,986 S *	11/2012	Somers, III	D8/107
D693,945 S *	11/2013	Cordovana	D25/126
2007/0200422 A1 *	8/2007	Davis	B60B 1/003 301/95.106
2016/0023347 A1 *	1/2016	Ho	B25G 1/04 16/429

* cited by examiner


Primary Examiner — Cynthia Ramirez
Assistant Examiner — Llorellys Martinez-Rivera
(74) *Attorney, Agent, or Firm* — Muncy, Geissler, Olds & Lowe, P.C.

(57) **CLAIM**
The ornamental design for a tube, as shown.

DESCRIPTION

FIG. 1 is a perspective view of a tube showing my new design;
FIG. 2 is a front view of the present design;
FIG. 3 is a rear view of the present design;
FIG. 4 is a left side view of the present design; and,
FIG. 5 is a top view of the present design.

1 Claim, 3 Drawing Sheets






FIG. 1

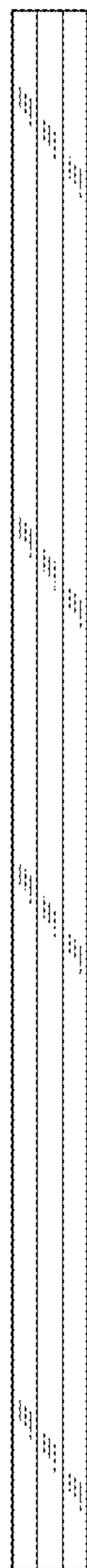


FIG. 2



FIG. 3




FIG. 4



FIG. 5