



US00D769425S

(12) **United States Design Patent** (10) **Patent No.:** **US D769,425 S**
Buettner et al. (45) **Date of Patent:** **** Oct. 18, 2016**

(54) **HEATING DEVICE**

(56) **References Cited**

(71) Applicant: **Robert Bosch GmbH**, Stuttgart (DE)

U.S. PATENT DOCUMENTS

D249,684 S * 9/1978 Rams D14/214
D358,153 S * 5/1995 Jackson D13/162

(72) Inventors: **Christian Buettner**, Stuttgart (DE);
Markus Mottscheller, Nürnberg (DE)

(Continued)

Primary Examiner — T. Chase Nelson
Assistant Examiner — Ania Aman

(73) Assignee: **Robert Bosch GmbH**, Stuttgart (DE)

(74) *Attorney, Agent, or Firm* — Maginot, Moore & Beck LLP

(**) Term: **14 Years**

(57) **CLAIM**

The ornamental design for a heating device, as shown and described.

(21) Appl. No.: **29/514,698**

DESCRIPTION

(22) Filed: **Jan. 15, 2015**

FIG. 1 is a perspective view of a heating device showing our new design;

(30) **Foreign Application Priority Data**

Jul. 15, 2014 (EM) 002502922

FIG. 2 is a front elevational view showing the design for the heating device of FIG. 1;

(51) **LOC (10) Cl.** **23-03**

FIG. 3 is a rear elevational view showing the design for the heating device of FIG. 1;

(52) **U.S. Cl.**

USPC **D23/318**

FIG. 4 is a left side elevational view showing the design for the heating device of FIG. 1;

(58) **Field of Classification Search**

USPC D23/314, 315, 316, 317, 318, 319, 320,
D23/321, 322, 323, 324, 328, 329, 330, 331,
D23/332, 334, 335, 336, 337, 338, 339, 340,
D23/341, 342, 343, 344, 345, 346, 347, 348,
D23/349, 350, 355, 351, 356, 357, 358, 361,
D23/364, 325, 333, 359, 386, 387, 388, 389,
D23/390, 391; D14/214, 225, 235, 237,
D14/240, 241, 255, 356, 362; D13/184;
392/449, 465, 485, 494

FIG. 5 is a right side elevational view showing the design for the heating device of FIG. 1;

CPC F24C 7/10; F24H 9/2071; F24H 9/2064;
F24H 1/06; F24H 3/0417; F24H 3/0411;
F24H 9/2028; F24H 9/02; F24H 9/128;
F24H 9/2021; F24H 9/2007; F24H 9/0005;
F24H 1/08; F24H 7/00; F24H 4/00; F24H
2/142; F04D 25/10; F04D 25/08; F04D
17/04; H05B 3/78

FIG. 6 is a top plan view showing the design for the heating device of FIG. 1;

See application file for complete search history.

FIG. 7 is a bottom plan view showing the design for the heating device of FIG. 1;

FIG. 8 is a perspective view of the heating device of FIG. 1 showing a bounded area that is shown in FIG. 9;

FIG. 9 is a perspective view showing an enlarged portion of the heating device of FIG. 1 within the bounded area of FIG. 8;


FIG. 10 is a perspective view of the heating device of FIG. 1 showing a bounded area that is shown in FIG. 11; and,

FIG. 11 is a front elevational view showing an enlarged portion of the heating device of FIG. 1 within the bounded area of FIG. 10.

The broken lines shown in the drawings illustrate portions of the heating device that form no part of the claimed design.

The lines identifying the bounded area of FIG. 10 form no part of the claimed design.

1 Claim, 11 Drawing Sheets



(56)

References Cited

U.S. PATENT DOCUMENTS

D397,115 S * 8/1998 Gremchuck D14/214
 6,389,226 B1 * 5/2002 Neale F24H 1/102
 392/485
 D496,924 S * 10/2004 Salyer D14/214
 7,046,922 B1 * 5/2006 Sturm F24H 9/2028
 392/465
 D619,236 S * 7/2010 Schlag D23/351
 D621,019 S * 8/2010 Kim D23/356
 D621,490 S * 8/2010 Schmidt D23/319
 D628,979 S * 12/2010 Yagi D14/214
 D644,627 S * 9/2011 Garrett D14/214
 8,297,525 B1 * 10/2012 Bolivar H05B 3/78
 236/20 R
 8,418,832 B1 * 4/2013 Albertson F24H 3/081
 198/370.09
 D682,250 S * 5/2013 Mattioli D14/172
 D687,768 S * 8/2013 Minamikawa D13/107
 D714,259 S * 9/2014 Galler D14/221
 D721,350 S * 1/2015 Kim D14/188
 D724,564 S * 3/2015 Davies D14/215
 D729,762 S * 5/2015 Hu D14/194
 D732,005 S * 6/2015 Davies D14/215
 D741,293 S * 10/2015 Baird D14/214

D745,128 S * 12/2015 Farone D23/355
 9,316,408 B2 * 4/2016 Justus F24H 1/06
 2006/0088302 A1 * 4/2006 Sturm F24H 9/2028
 392/480
 2009/0229540 A1 * 9/2009 Chang F24H 1/0009
 122/17.1
 2010/0290765 A1 * 11/2010 Lee F24H 3/0411
 392/485
 2011/0253068 A1 * 10/2011 Iskrenovic F24H 1/225
 122/4 R
 2012/0031387 A1 * 2/2012 Sharpe F23G 5/50
 126/58
 2012/0060772 A1 * 3/2012 Roy F23N 1/002
 122/14.2
 2012/0079995 A1 * 4/2012 Jacques F24H 9/148
 122/19.2
 2012/0275775 A1 * 11/2012 Iskrenovic F24H 1/142
 392/483
 2013/0188940 A1 * 7/2013 Hacham-Yona F24H 9/2021
 392/498
 2014/0064716 A1 * 3/2014 Cohen F24H 9/2021
 392/441
 2015/0147054 A1 * 5/2015 Green F16K 49/002
 392/449
 2016/0060873 A1 * 3/2016 Sugatani E04D 13/178
 29/401.1

* cited by examiner




FIG. 1




FIG. 2




FIG. 3




FIG. 4




FIG. 5




FIG. 6




FIG. 7

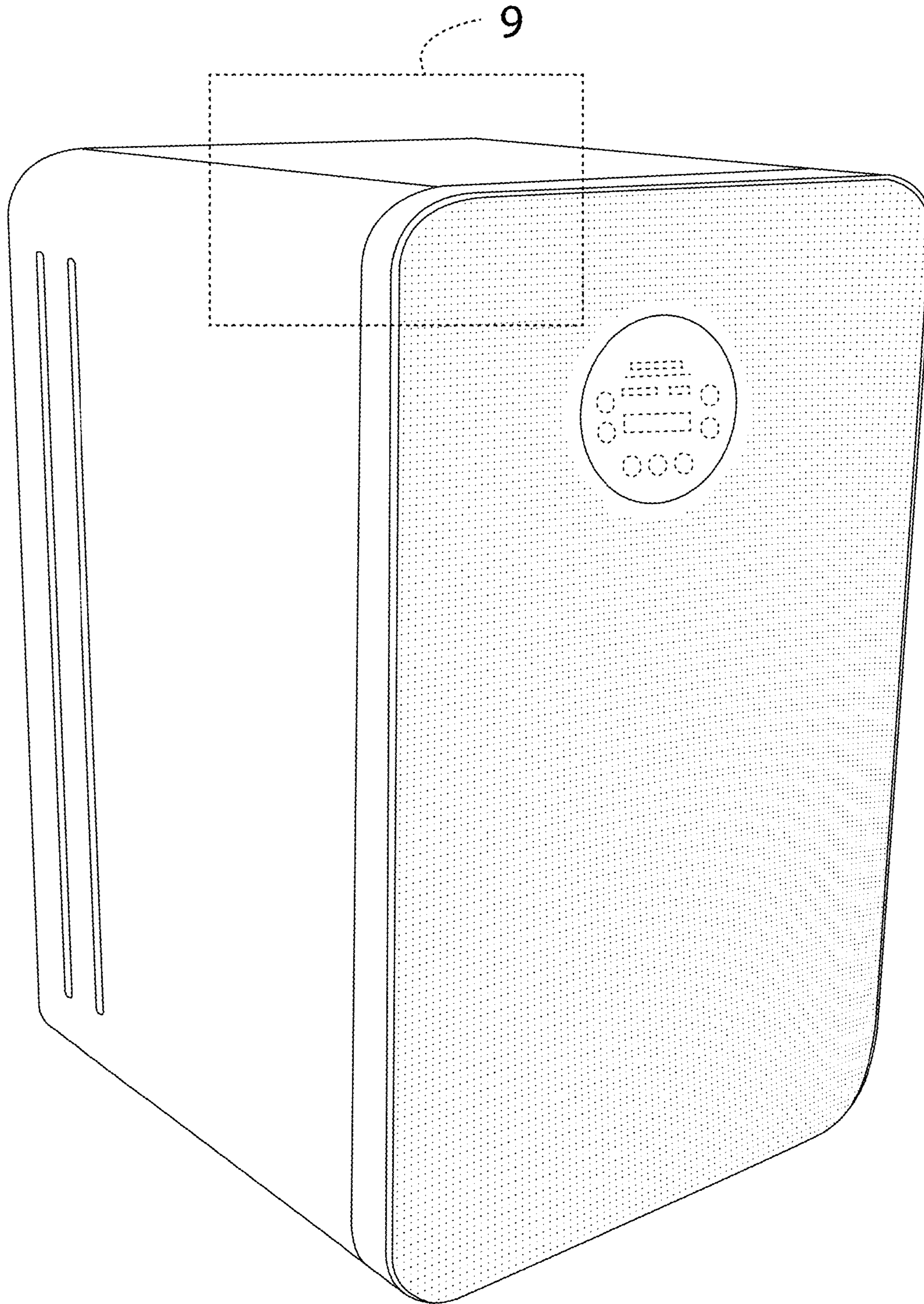
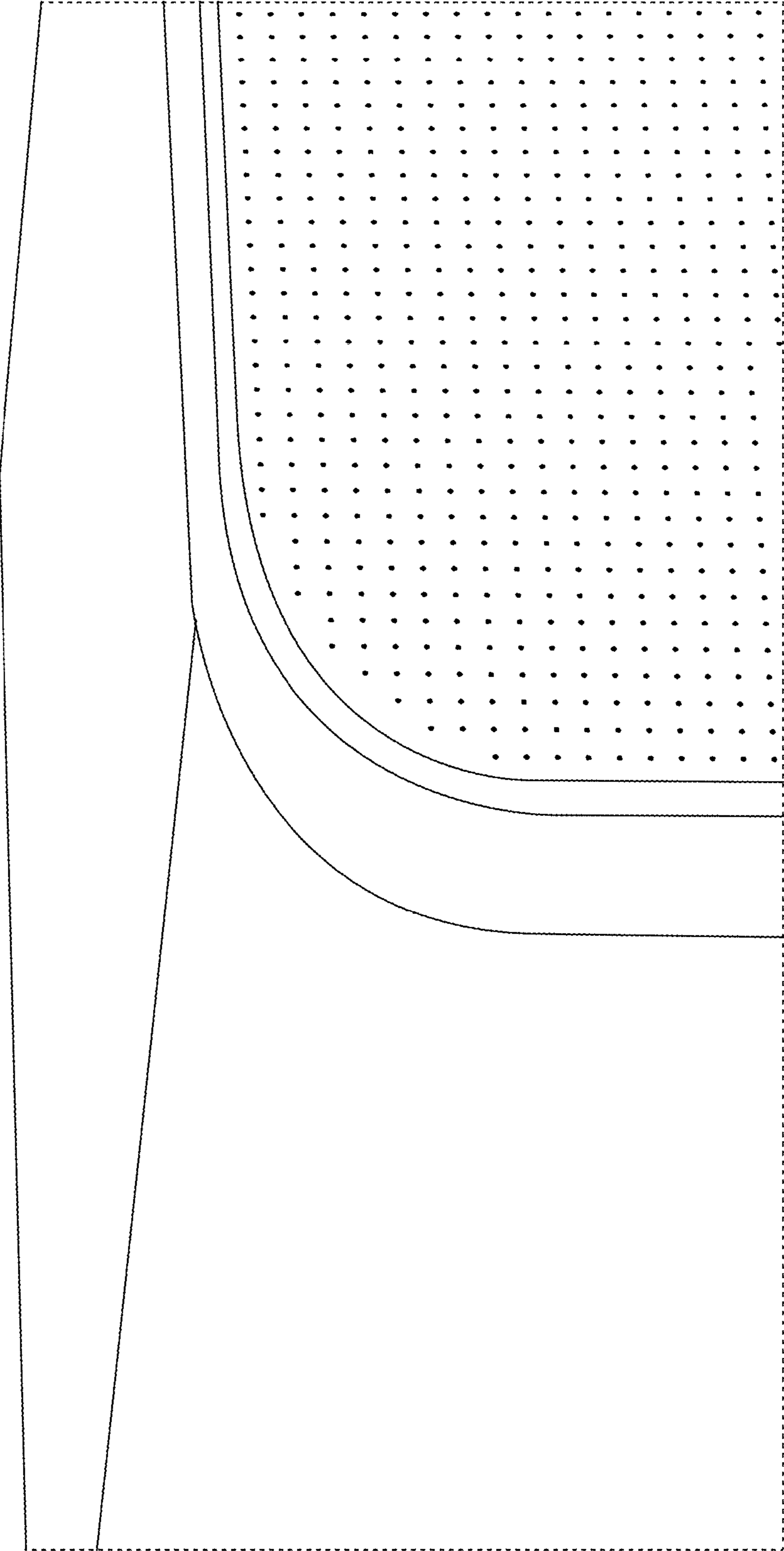
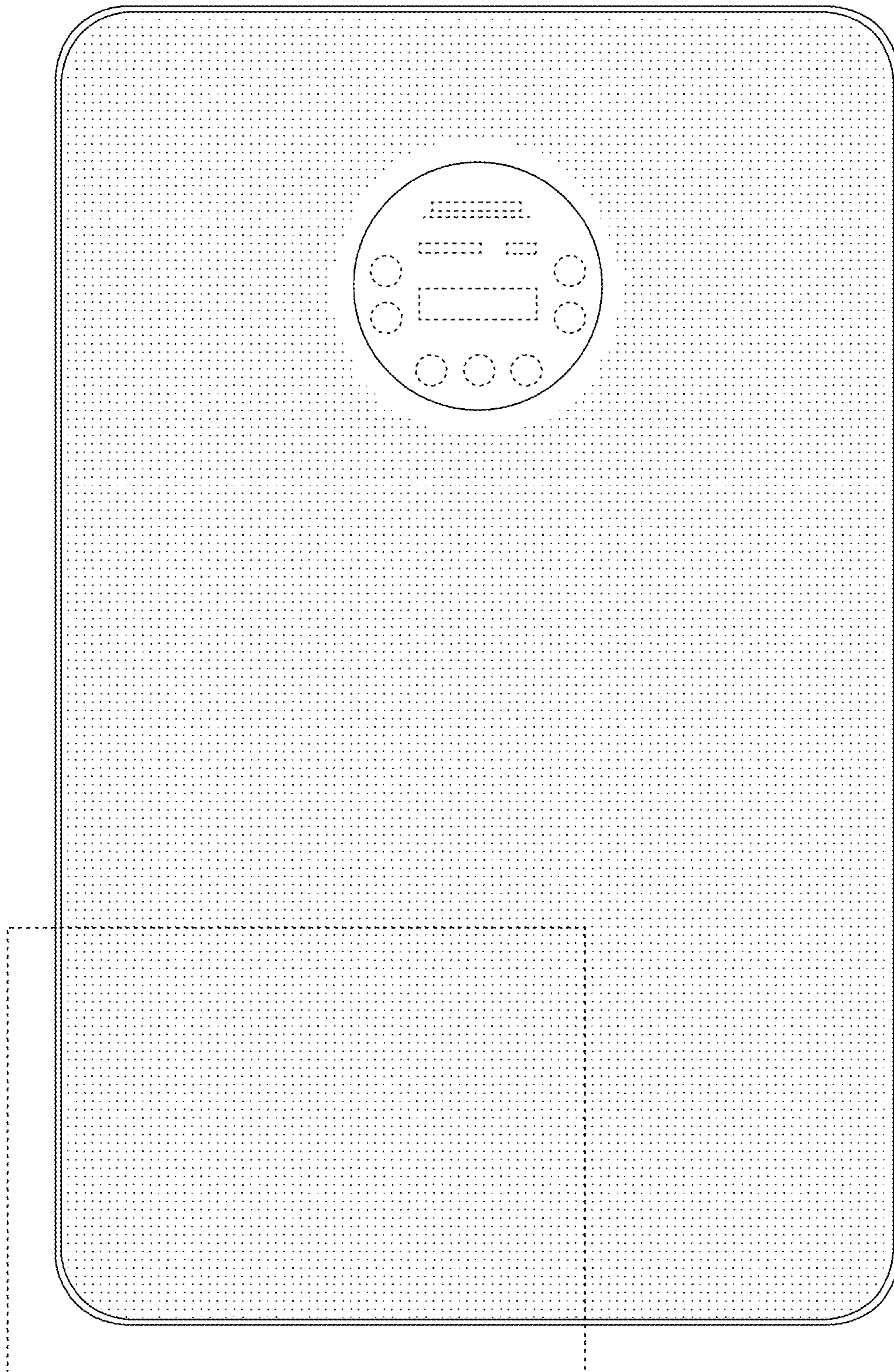


FIG. 8

FIG. 9





11

FIG. 10




FIG. 11