



US00D769420S

(12) **United States Design Patent**
Kleppen

(10) **Patent No.:** **US D769,420 S**

(45) **Date of Patent:** **** Oct. 18, 2016**

(54) **OIL VALVE SEALING DART**

D195,948 S * 8/1963 Rosentreter D23/249
3,399,560 A * 9/1968 Connolly B21C 23/03
72/256
3,579,859 A * 5/1971 Malenge A63F 9/06
40/437

(71) Applicant: **New Way Solutions, LLC**, Watford City, ND (US)

(72) Inventor: **Gregory D. Kleppen**, Watford City, ND (US)

(Continued)

(73) Assignee: **New Way Solutions, LLC**, Watford City, ND (US)

OTHER PUBLICATIONS

Cylinder Shape, Apr. 7, 2016. Retrieved from <http://www.google.com>.*

(**) Term: **15 Years**

(Continued)

(21) Appl. No.: **29/539,862**

(22) Filed: **Sep. 17, 2015**

Primary Examiner — Thomas Johannes

Assistant Examiner — Gino Colan

(51) **LOC (10) Cl.** **23-01**

(52) **U.S. Cl.**
USPC **D23/249**

(57) **CLAIM**

The ornamental design for an oil valve sealing dart, as shown and described.

(58) **Field of Classification Search**
USPC D23/249, 247; 74/553, 543, 557;
200/316; 29/896.5; 292/336.3; 72/256,
72/356, 358; D8/300-322, DIG. 1, DIG. 2,
D8/DIG. 10, 14; D7/393, 394, 405, 354,
D7/356, 402; D6/549, 524, 533, 550;
D24/129; 70/177, 178, 180; 137/385;
251/90

DESCRIPTION

CPC Y10T 137/7856; Y10T 137/7932
See application file for complete search history.

FIG. 1 is a perspective view of the present oil valve sealing dart

FIG. 2 is a right side elevation view of the oil valve sealing dart of FIG. 1, with a left side elevation view being identical to the right side elevation view.

FIG. 3 is a top view of the oil valve sealing dart of FIG. 1. FIG. 4 is a section view at lines 4-4 of FIG. 5, of the oil valve sealing dart.

FIG. 5 is a front elevation view of the oil valve sealing dart of FIG. 1, with a rear elevation view being identical to the front elevation view; and,

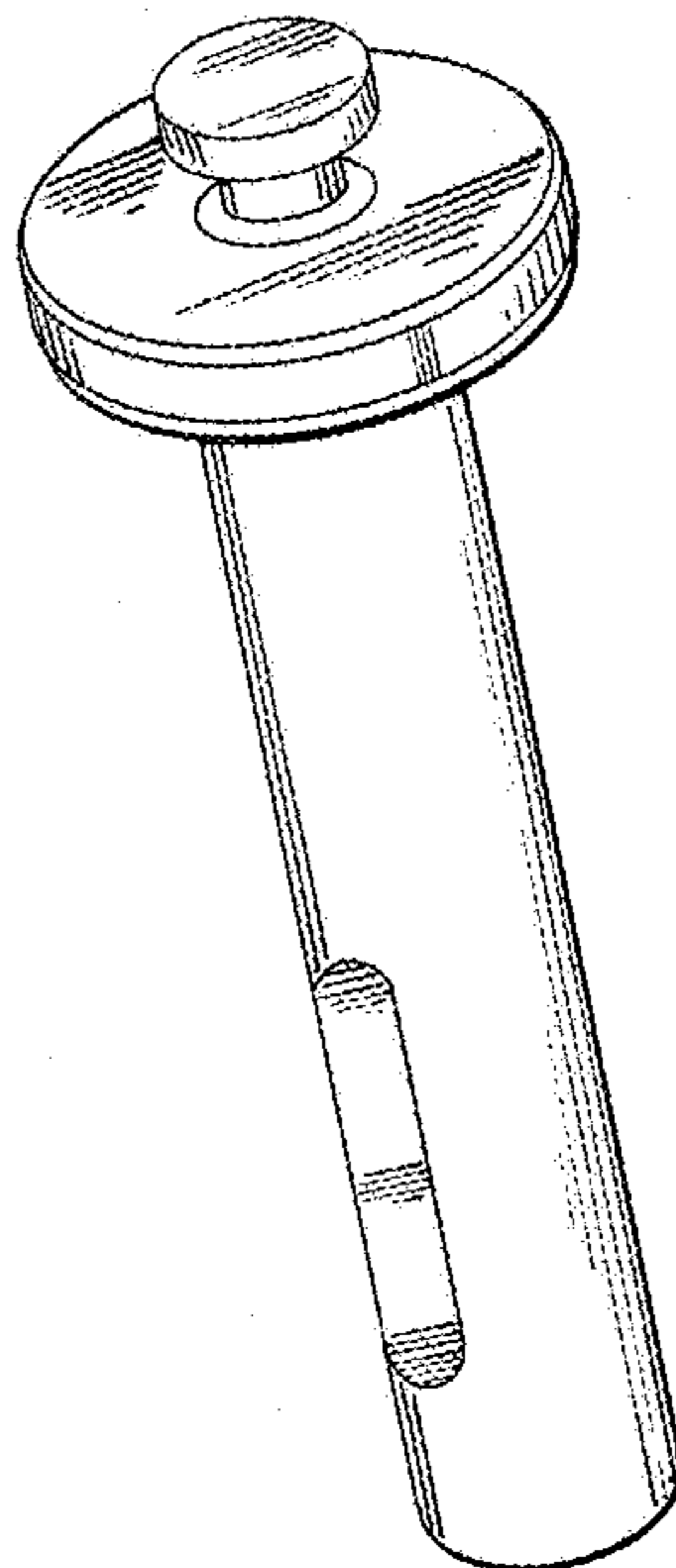
FIG. 6 is a bottom view of the oil valve sealing dart of FIG. 1.

(56) **References Cited**

U.S. PATENT DOCUMENTS

1,445,068 A * 2/1923 Brown B65D 43/0231
16/DIG. 30
2,789,344 A * 4/1957 Kaul B21C 23/03
220/581

1 Claim, 2 Drawing Sheets



(56)

References Cited

U.S. PATENT DOCUMENTS

D232,086 S * 7/1974 Graham D23/245
D232,626 S * 9/1974 Smallwood D10/60
3,898,699 A * 8/1975 Zientara A42C 1/02
2/175.1
D268,512 S * 4/1983 Lien D23/247
D291,824 S * 9/1987 Lathrop D23/254
4,926,900 A * 5/1990 Pietras F16K 35/06
137/385
4,971,289 A * 11/1990 Pietras F16K 35/06
137/385
5,499,427 A * 3/1996 Bowman A47B 95/02
16/417
6,325,165 B1 * 12/2001 Eyre E21B 10/5676
175/426
6,687,957 B2 * 2/2004 Worrell G05G 1/10
16/414

7,219,685 B1 * 5/2007 Espinoza F16K 35/06
137/385
D696,068 S * 12/2013 Baacke D7/402
2002/0078721 A1 * 6/2002 Vellette F16K 35/10
70/177

OTHER PUBLICATIONS

Dart with screw sold by Greg Willis of G and C Machine Shop of Watford City, North Dakota, in the United States in the year 2013.

Hollow dart sold by Balon Corporation of Oklahoma City, Oklahoma, in the United States in the year 2013.

* cited by examiner

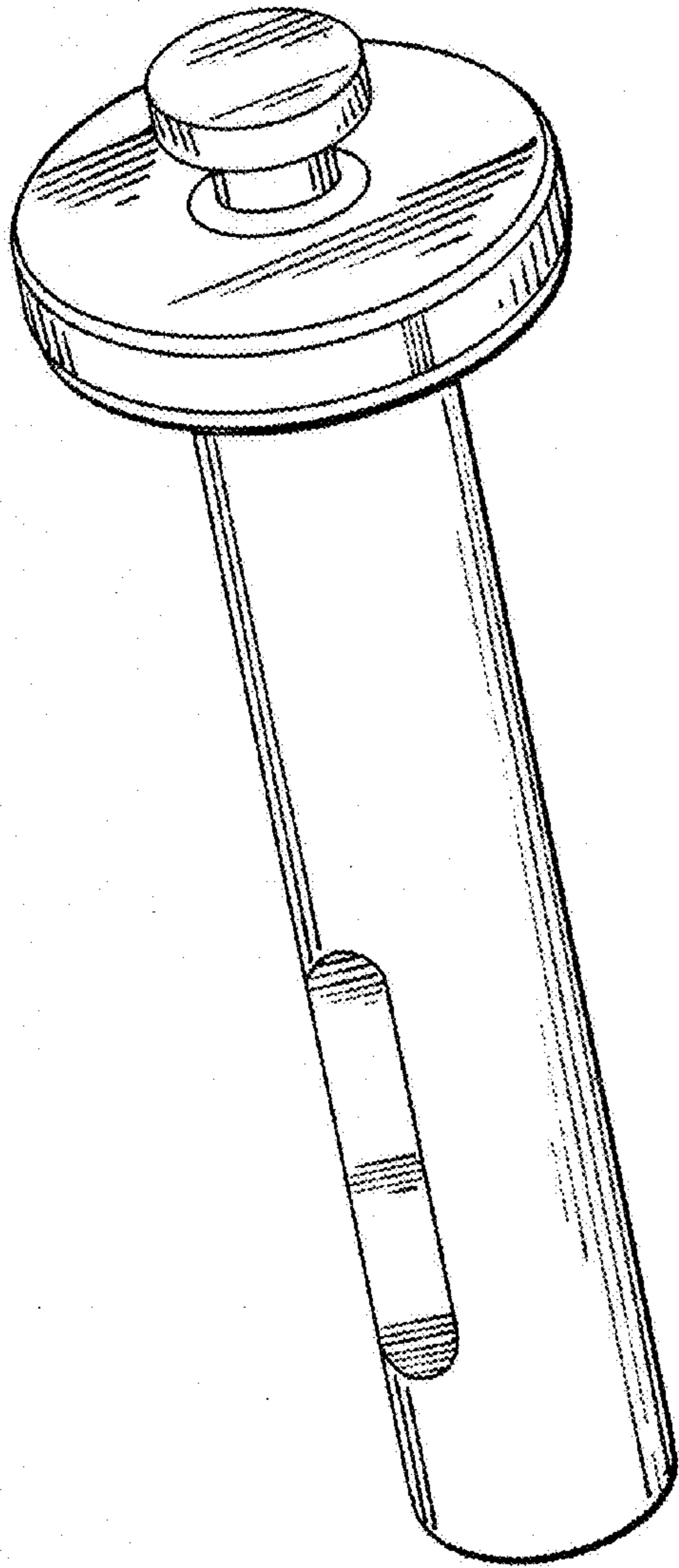


Fig. 1

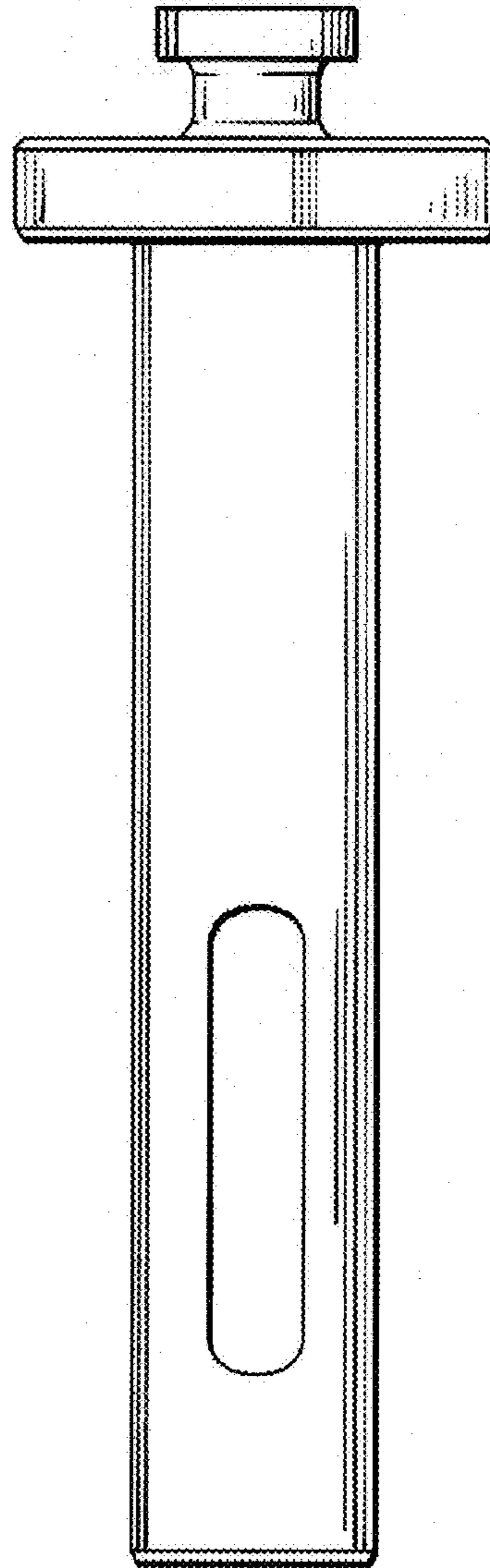


Fig. 2

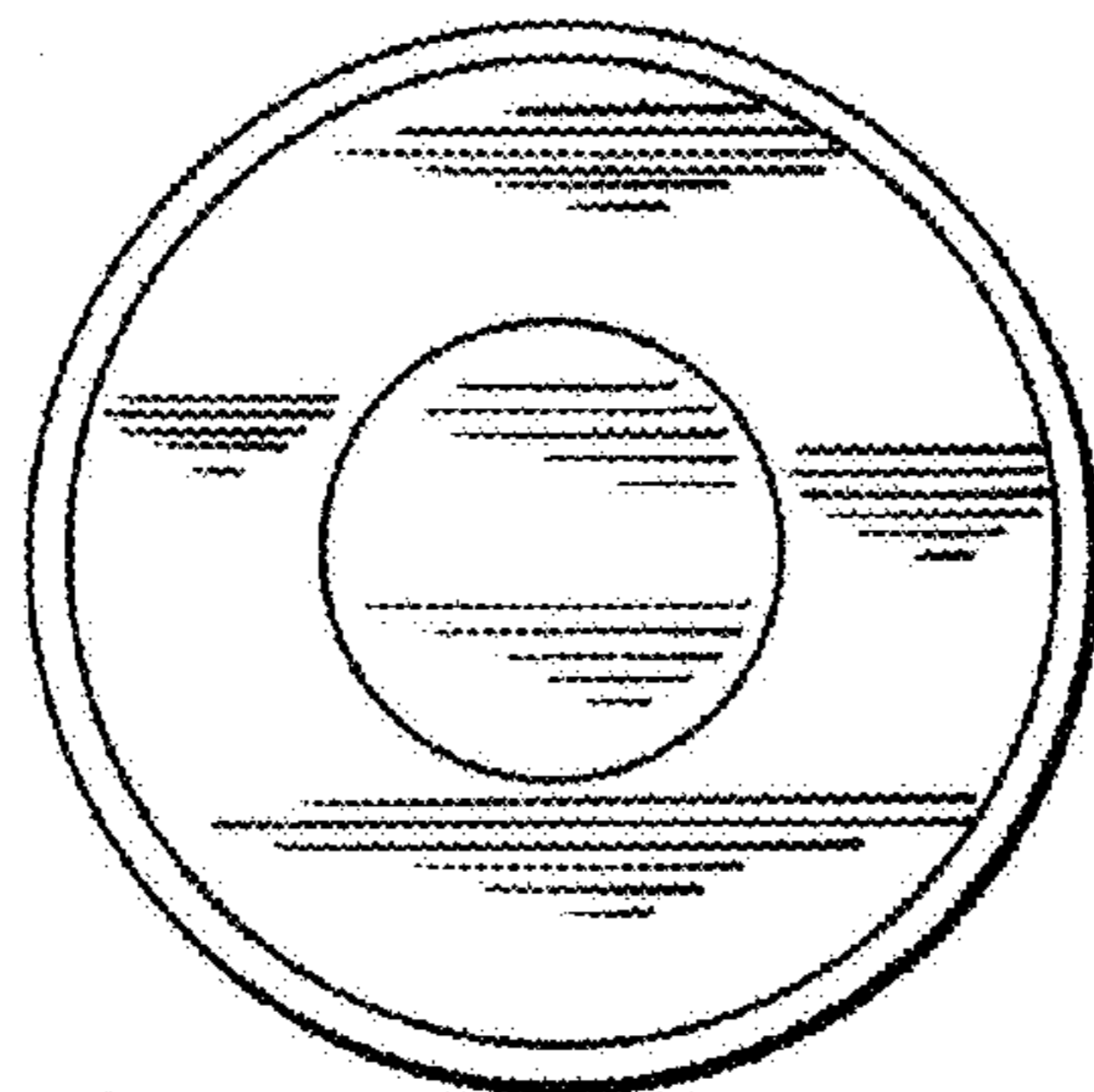


Fig. 3

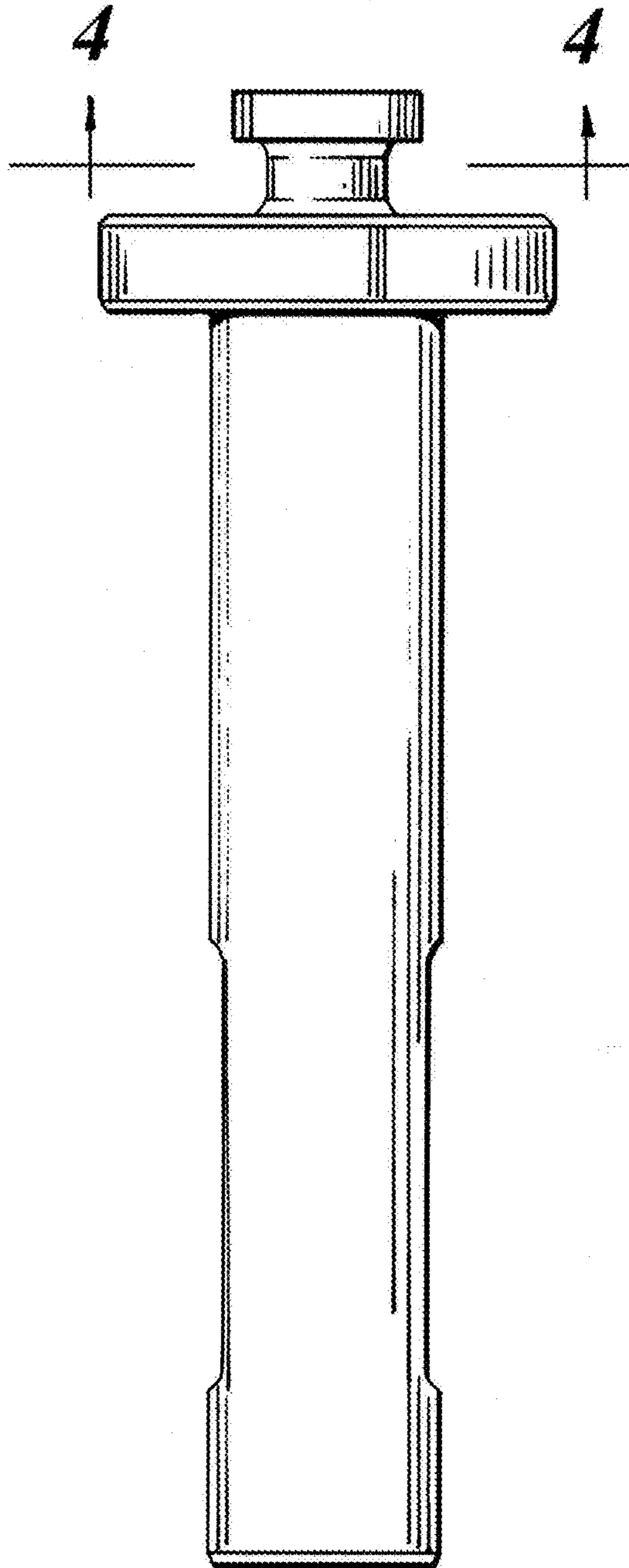



Fig. 5