



US00D769401S

(12) **United States Design Patent** (10) **Patent No.:** **US D769,401 S**  
**Dommett et al.** (45) **Date of Patent:** **\*\* Oct. 18, 2016**

- (54) **OMNIBUS RESOLUTION ASSESSMENT TARGET FOR SENSORS**
- (71) Applicant: **The United States of America, as represented by the Secretary of the Air Force**, Washington, DC (US)
- (72) Inventors: **David W Dommett**, Beavercreek, OH (US); **Alan R Pinkus**, Bellbrook, OH (US); **Harry Lee Task**, Tucson, AZ (US)
- (73) Assignee: **The United States of America as represented by the Secretary of the Air Force**, Washington, DC (US)
- (\*\*) Term: **14 Years**
- (21) Appl. No.: **29/521,335**
- (22) Filed: **Mar. 23, 2015**

**Related U.S. Application Data**

- (62) Division of application No. 29/477,817, filed on Dec. 27, 2013, now Pat. No. Des. 730,476.
- (51) **LOC (10) Cl.** ..... **22-01**
- (52) **U.S. Cl.**  
USPC ..... **D22/109**
- (58) **Field of Classification Search**  
USPC ..... D22/109; D16/130–133, 134–136; D14/404  
CPC ..... F41G 1/01; F41G 1/02; F41G 1/27; F41G 1/33; F41G 1/04; F41G 1/32; F41G 1/38; F41G 1/383; F41G 1/387; F41G 1/393; F41G 1/40; F41G 1/44; F41G 1/46; F41G 1/54; F41G 3/005; F41G 3/02; F41G 3/04; F41G 3/06; F41G 3/065; F41G 3/08; F41G 3/10; F41G 3/12; F41G 3/14  
See application file for complete search history.

- (56) **References Cited**  
U.S. PATENT DOCUMENTS  
8,620,069 B1 \* 12/2013 Pinkus ..... G06K 9/468 382/165  
D715,394 S \* 10/2014 Young ..... D22/109  
D720,033 S \* 12/2014 Mikroulis ..... D22/109  
D730,476 S \* 5/2015 Dommett ..... D22/109  
9,342,883 B2 \* 5/2016 Dommett ..... G06T 7/0018  
2010/0059414 A1 \* 3/2010 Sturm ..... G01N 27/44791 209/155


\* cited by examiner  
*Primary Examiner* — Michael A Pratt  
(74) *Attorney, Agent, or Firm* — AFMCLO/JAZ; Charles Figer, Jr.


(57) **CLAIM**  
The ornamental design for an omnibus resolution assessment target for sensors, as shown and described.

**DESCRIPTION**


FIG. 1 is an embodiment of our new, original, and ornamental target design;  
FIG. 2 is an alternate embodiment of the new, original, and ornamental target design of FIG. 1;  
FIG. 3 is an alternate embodiment of the new, original, and ornamental target design of FIG. 1;  
FIG. 4 is an alternate embodiment of the new, original, and ornamental target design of FIG. 1;  
FIG. 5 is another embodiment of our new, original, and ornamental target design;  
FIG. 6 is an alternate embodiment of the new, original, and ornamental target design of FIG. 5;  
FIG. 7 is another embodiment of our new, original, and ornamental target design; and  
FIG. 8 is an alternate embodiment of the new, original, and ornamental target design of FIG. 7.  
The broken line showing in FIGS. 1 through 8 is included for the purpose of illustrating environment and forms no part of the claimed design.

**1 Claim, 8 Drawing Sheets**







*FIG. 1*




*FIG. 2*




*FIG. 3*




*FIG. 4*



*FIG. 5*




*FIG. 6*



*FIG. 7*





*FIG. 8*