



US00D769387S

(12) **United States Design Patent**
Morin

(10) **Patent No.:** **US D769,387 S**

(45) **Date of Patent:** **** Oct. 18, 2016**

(54) **SKATE WITH COWLING**

(71) Applicant: **SPORT MASKA INC.**, Montreal (CA)

(72) Inventor: **Sebastien Morin**, Brossard (CA)

(73) Assignee: **SPORT MASKA INC.**, Montreal,
Quebec

(**) Term: **14 Years**

(21) Appl. No.: **29/486,337**

(22) Filed: **Mar. 28, 2014**

(51) **LOC (10) Cl.** **21-02**

(52) **U.S. Cl.**
USPC **D21/771**

(58) **Field of Classification Search**
USPC D21/761-764, 771, 772; D2/904, 972,
D2/976

CPC A43B 5/00; A43B 5/16; A43B 5/1666;
A43B 5/1625; A43B 5/1691; A43B 5/18;
A43B 23/00; A43B 23/26; A63C 1/00;
A63C 1/20; A63C 1/30

See application file for complete search history.

(56) **References Cited**

U.S. PATENT DOCUMENTS

D325,663 S *	4/1992	Barret	D2/904
D345,405 S *	3/1994	Cavasin	D21/764
D352,817 S *	11/1994	Fellouhe	D2/904
D379,395 S *	5/1997	Aird	D2/904
D392,360 S *	3/1998	Iverson	D21/764
5,755,450 A *	5/1998	Ellis	A63C 17/1409 280/11.214
D404,543 S *	1/1999	Donnadieu	D2/904
D404,895 S *	2/1999	Rosato	D2/946
D425,954 S *	5/2000	Mateu	D21/760
D473,277 S *	4/2003	Duret	D21/764

D496,974 S *	10/2004	Howard	D2/904
D533,246 S *	12/2006	Koyess	D21/771
D579,999 S *	11/2008	Howard	D2/904
D630,425 S *	1/2011	Olaverri	D2/976
D660,581 S *	5/2012	Caine	D2/972
D712,133 S *	9/2014	Miner	D2/972

* cited by examiner

Primary Examiner — Cynthia M Chin

(74) *Attorney, Agent, or Firm* — Norton Rose Fulbright
Canada

(57) **CLAIM**



I claim the ornamental design for a skate with cowling, as shown and described.

DESCRIPTION

FIG. 1 is a front tridimensional view of a skate with cowling in accordance with the present design;
 FIG. 2 is a rear tridimensional view of the skate with cowling of FIG. 1;
 FIG. 3 is a first side elevational view of the skate with cowling of FIG. 1;
 FIG. 4 is a front elevational view of the skate with cowling of FIG. 1;
 FIG. 5 is a rear elevational view of the skate with cowling of FIG. 1;
 FIG. 6 is a second side elevational view of the skate with cowling of FIG. 1, opposite the first side;
 FIG. 7 is a bottom plan view of the skate with cowling of FIG. 1; and,
 FIG. 8 is a top plan view of the skate with cowling of FIG. 1.

Any parts shown in broken lines form no part of the claimed design.

1 Claim, 6 Drawing Sheets



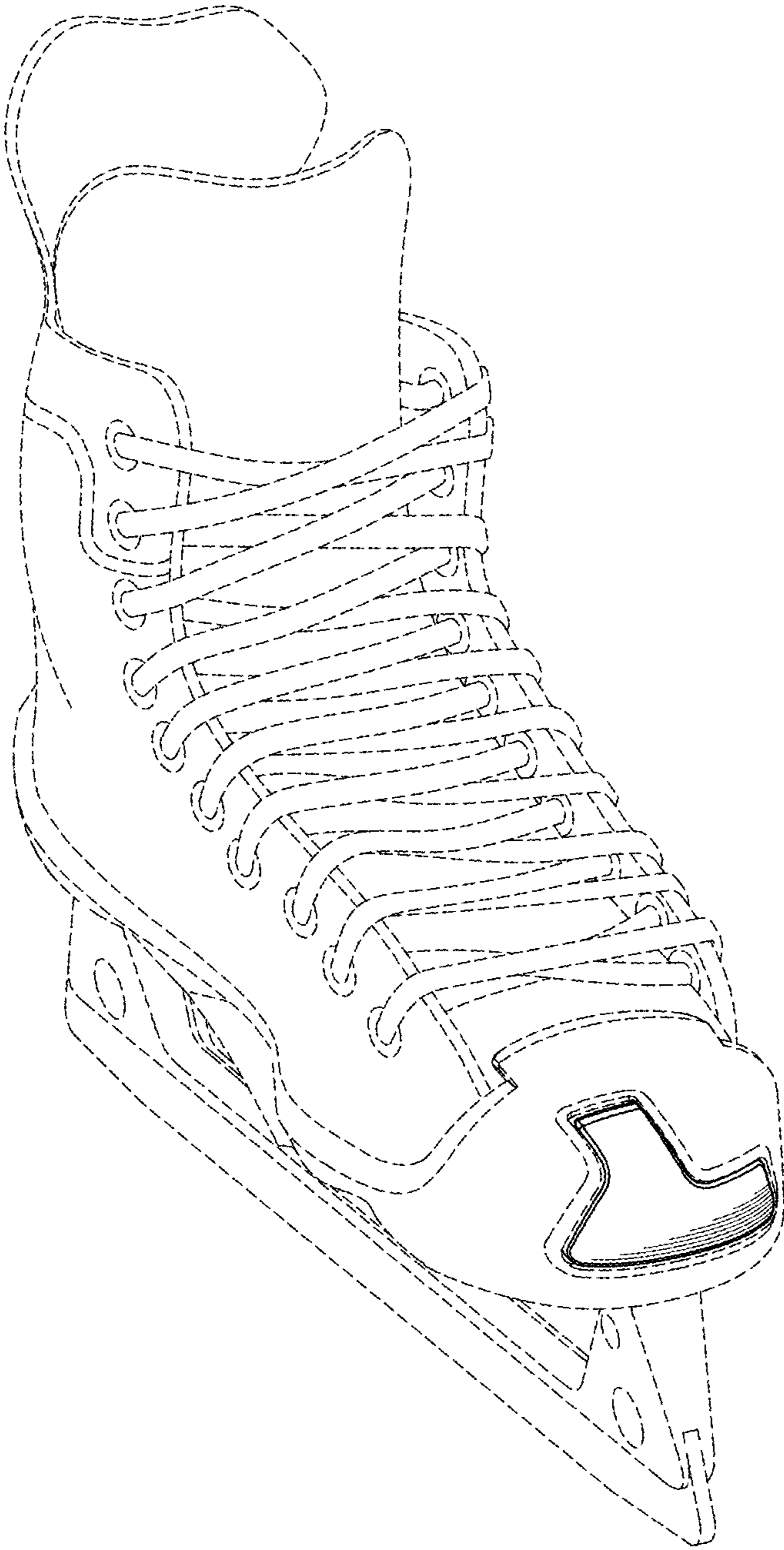


Fig-1



FIG. 2




FIG. 3

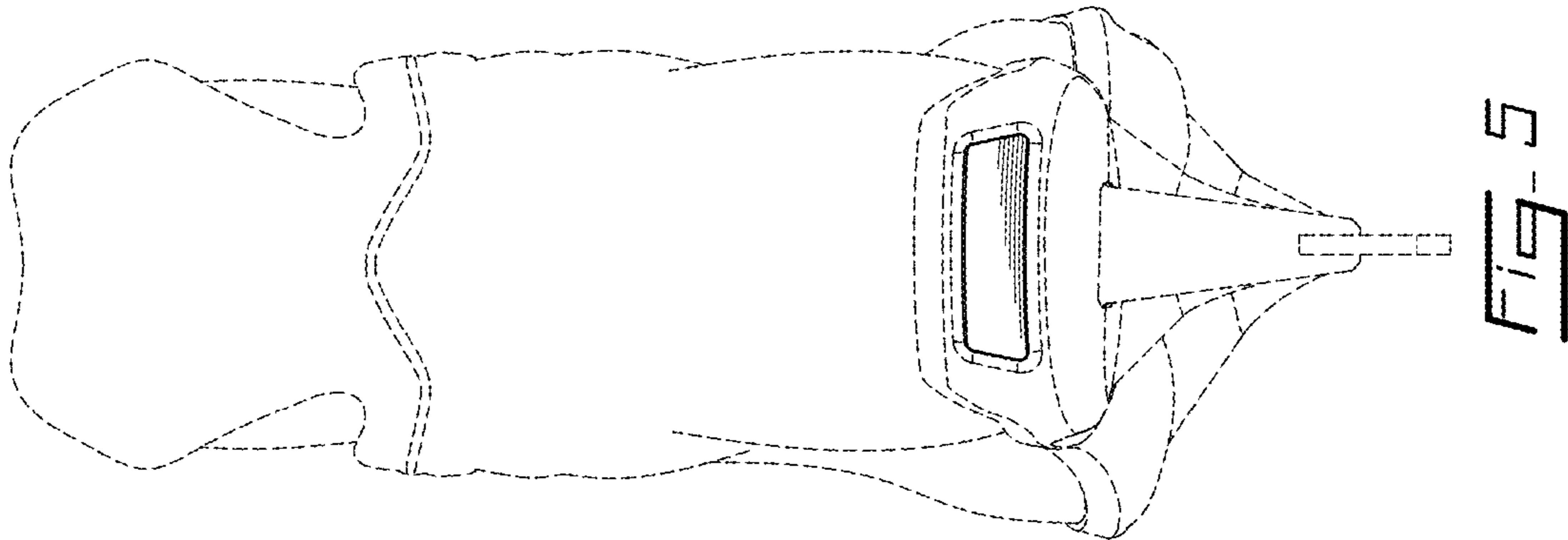


FIG-5

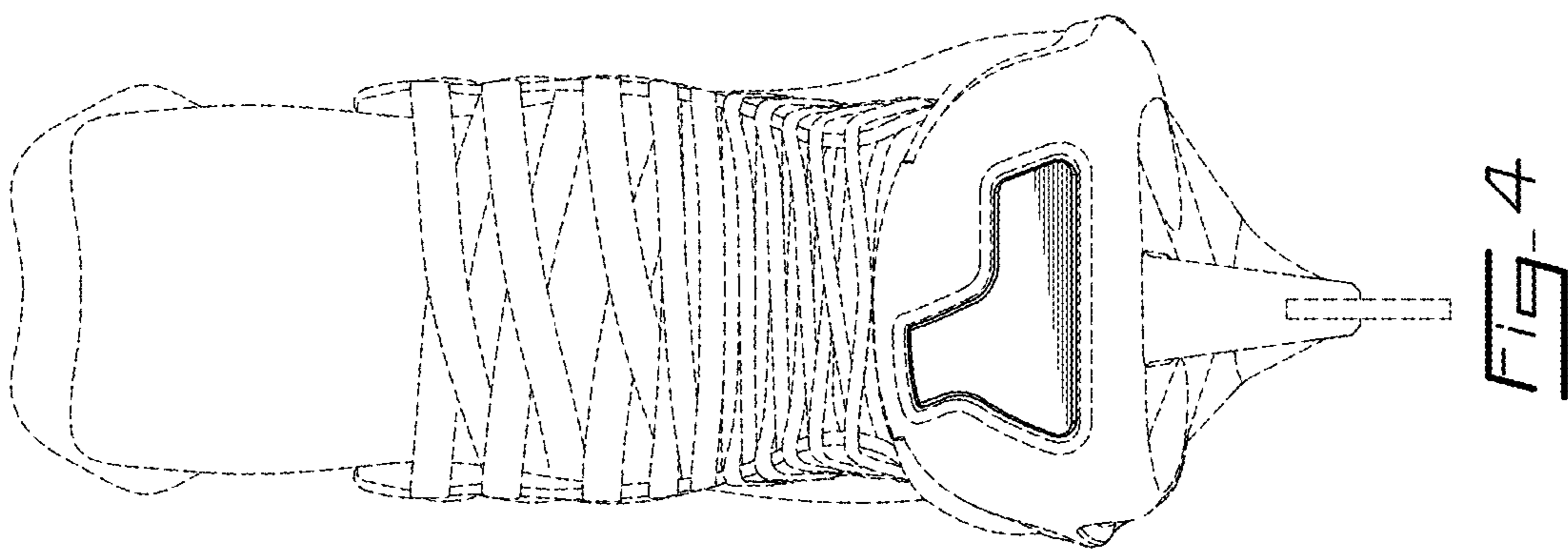


FIG-4




FIG. 6




FIG. 7

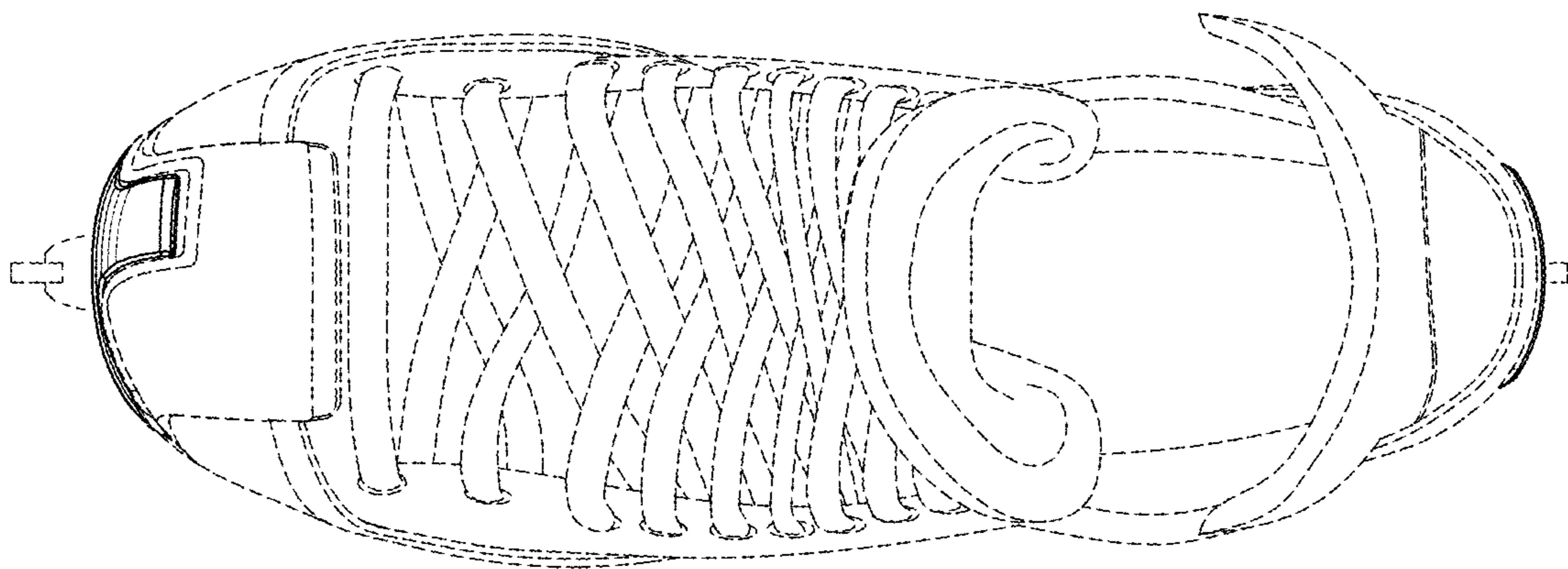


FIG. 8