



US00D769382S

(12) **United States Design Patent**
Ruchniewicz

(10) **Patent No.:** **US D769,382 S**

(45) **Date of Patent:** **** Oct. 18, 2016**

(54) **GOLF BALL**

(71) Applicant: **Dariusz Ruchniewicz**, Pruszcz Gdanski (PL)

(72) Inventor: **Dariusz Ruchniewicz**, Pruszcz Gdanski (PL)

(73) Assignee: **AUTOMEX GROUP Sp. z o.o.** (PL)

(**) Term: **15 Years**

(21) Appl. No.: **29/528,729**

(22) Filed: **Jun. 1, 2015**

(51) **LOC (10) Cl.** **21-02**

(52) **U.S. Cl.**
USPC **D21/709**

(58) **Field of Classification Search**
USPC D21/707-714, 789, 791
CPC A63B 37/0003; A63B 37/0004; A63B 37/0006; A63B 37/0012; A63B 37/0013; A63B 37/0015; A63B 37/0016; A63B 37/0017; A63B 37/0018; A63B 37/0019; A63B 37/002; A63B 37/0021; A63B 37/0022; A63B 37/007; A63B 37/10; A63B 37/12; A63B 37/14; A63B 43/00; A63B 43/002; A63B 43/008; A63B 43/06; A63B 2043/001; A63B 45/02

See application file for complete search history.

(56) **References Cited**

U.S. PATENT DOCUMENTS

4,706,958 A * 11/1987 Inoue A63B 37/0003
40/327
D393,672 S * 4/1998 Clay D21/713

D398,679 S * 9/1998 Aoyama D21/709
D408,481 S * 4/1999 Disco D21/708
D414,229 S * 9/1999 Sohn D21/709
5,984,806 A * 11/1999 Sullivan A63B 37/0003
273/DIG. 20
D458,978 S * 6/2002 Lombardi D21/709
D471,609 S * 3/2003 Byrne D21/708
D484,204 S * 12/2003 Kasashima D21/709
D503,759 S * 4/2005 Van Bellinger D21/708
D524,884 S * 7/2006 Sano D21/708
2003/0022724 A1 * 1/2003 Rennecamp A63B 69/3688
473/257
2003/0198924 A1 * 10/2003 Eite A63B 41/00
434/251

FOREIGN PATENT DOCUMENTS

GB 2083365 A * 3/1982 A63B 43/008
JP 4120732 B2 * 7/2008 A63B 45/00
WO WO 2005063343 A1 * 7/2005 A63B 45/02

* cited by examiner

Primary Examiner — Catherine Tuttle

(74) *Attorney, Agent, or Firm* — Galbreath Law Offices, P.C.; John A. Galbreath

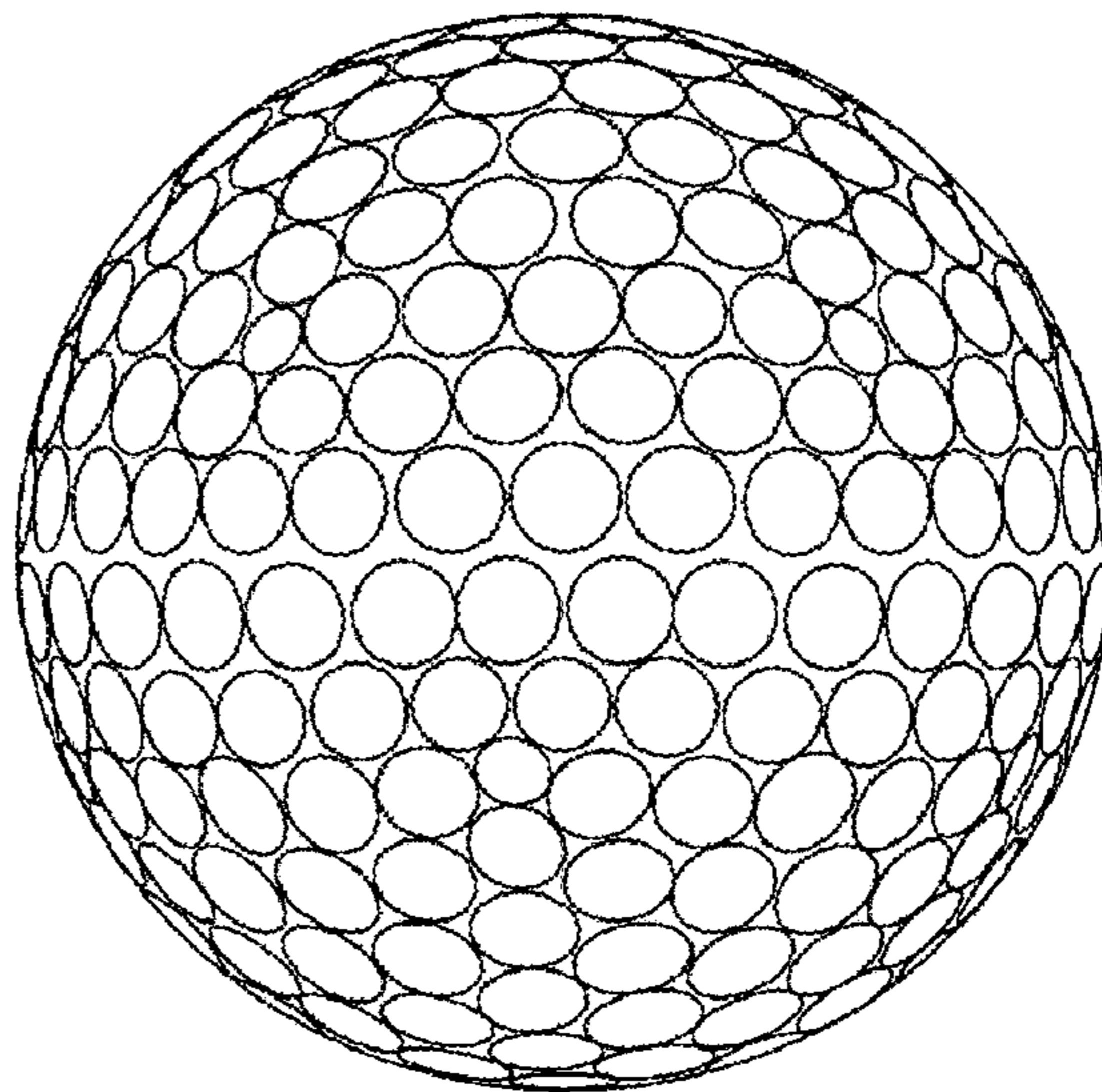
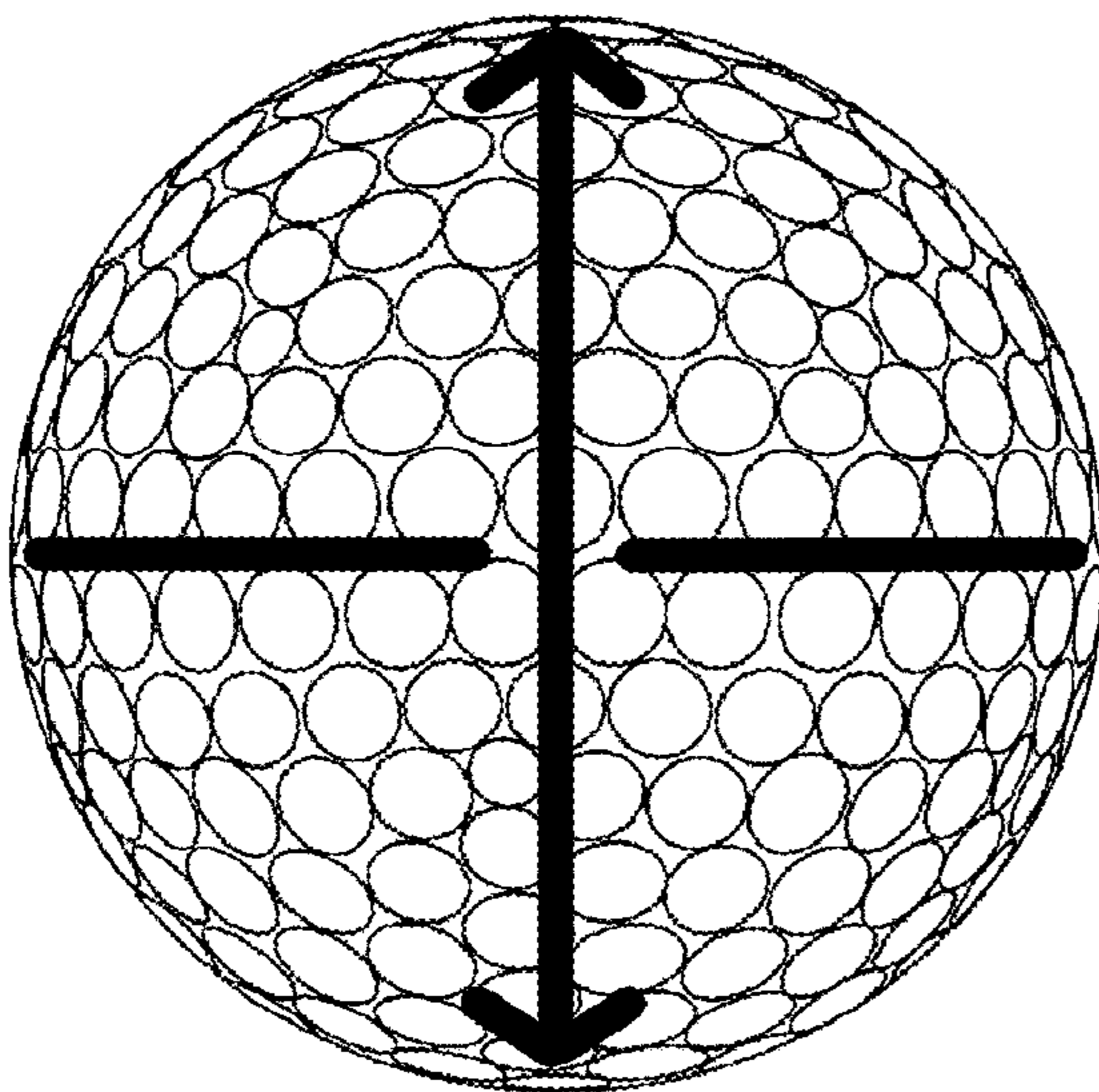
(57) **CLAIM**

The ornamental design for a golf ball, as shown and described.

DESCRIPTION

FIG. 1 is a top view of the golf ball showing my new design; and, FIG. 2 is a bottom view thereof.

1 Claim, 2 Drawing Sheets



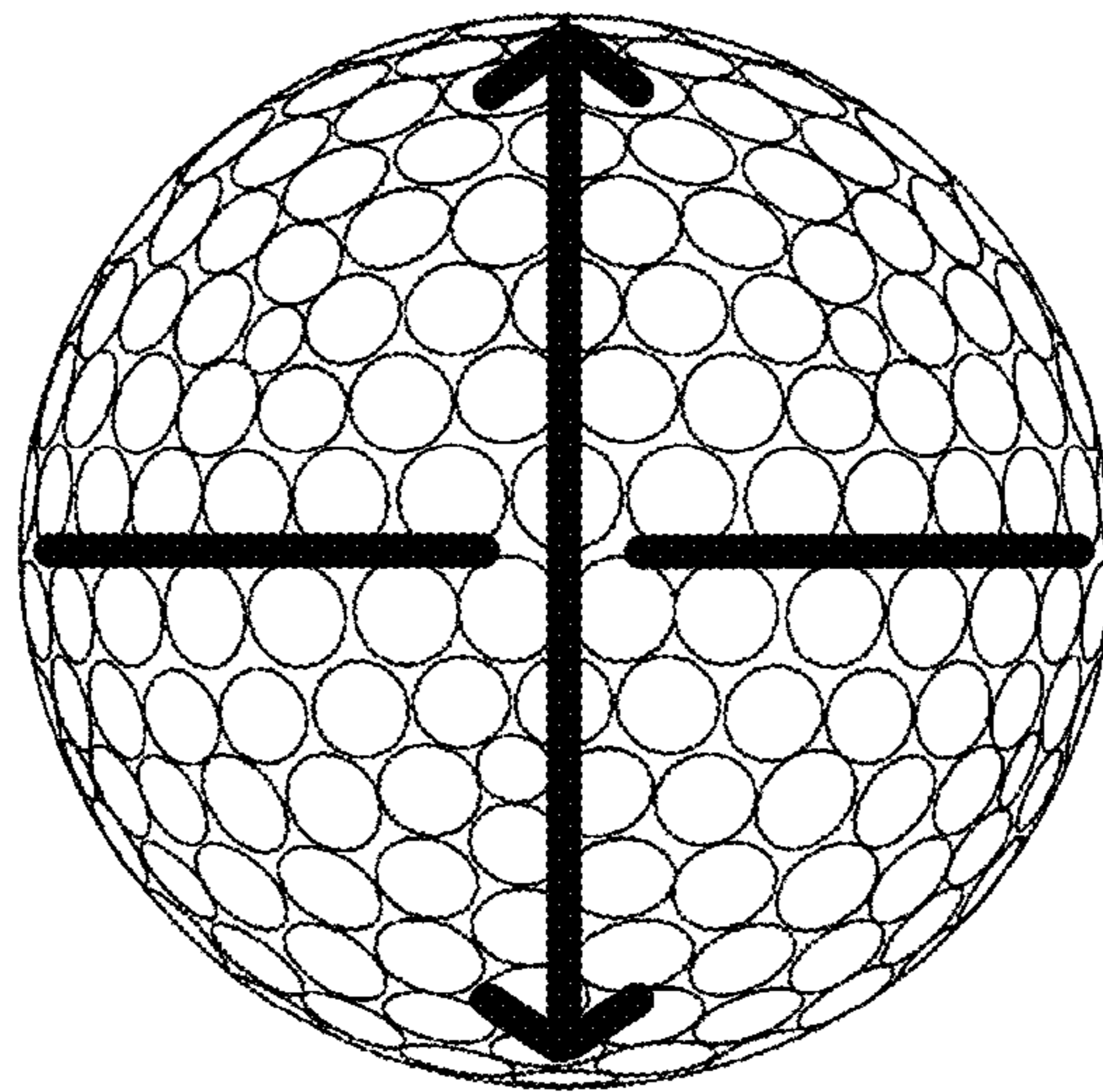


Fig. 1

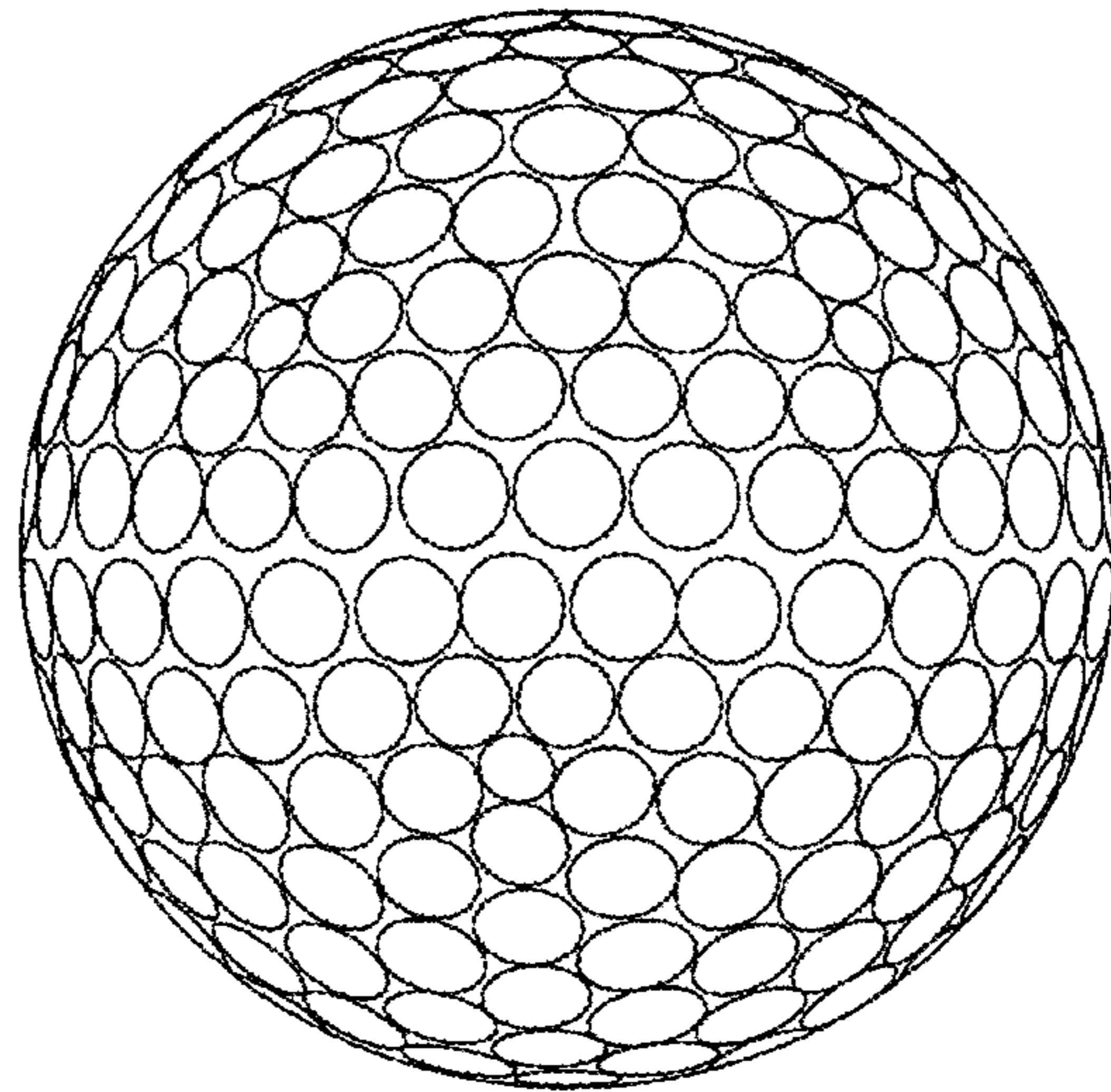


Fig. 2