

US00D769380S

(12) **United States Design Patent** (10) **Patent No.:** **US D769,380 S**
Reuter (45) **Date of Patent:** **** Oct. 18, 2016**

(54) **TOY FIGURE**

(56) **References Cited**

(71) Applicant: **Geobra Brandstätter GmbH & Co. KG**, Zirndorf (DE)
(72) Inventor: **Uwe Reuter**, Oberasbach (DE)
(73) Assignee: **geobra Brandstätter Stiftung & Co. KG**, Zirndorf (DE)

U.S. PATENT DOCUMENTS

D404,441 S *	1/1999	Tong	D21/585
D474,515 S *	5/2003	Reiher	D21/631
D496,076 S *	9/2004	Klaus	D21/594
D497,400 S *	10/2004	Dykstra	D11/160
D509,861 S *	9/2005	Desmarais	D21/386
D539,364 S *	3/2007	Sofussen	D21/621

* cited by examiner

(**) Term: **14 Years**

Primary Examiner — Zenia Bennett

(21) Appl. No.: **29/522,129**

(74) *Attorney, Agent, or Firm* — McGlew and Tuttle, P.C.

(22) Filed: **Mar. 27, 2015**

(57) **CLAIM**

The ornamental design for a toy figure, as shown and described.

(30) **Foreign Application Priority Data**

DESCRIPTION

Dec. 15, 2014 (EM) 002597815-0021

(51) **LOC (10) Cl.** **21-01**

(52) **U.S. Cl.**

USPC **D21/621; D21/635**

(58) **Field of Classification Search**


USPC D21/621, 623, 624, 625, 628, 630, 631,
D21/633, 640, 643-649, 659; 446/268, 360,
446/361, 376, 379, 382-384; D19/62;
D20/29-32

CPC A63H 3/00

See application file for complete search history.

FIG. 1 is a front view of a toy figure, showing my new design;
FIG. 2 is a rear view thereof;
FIG. 3 is a top view thereof;
FIG. 4 is a bottom view thereof;
FIG. 5 is a lateral view (right side) thereof;
FIG. 6 is a lateral view (left side) thereof; and,
FIG. 7 is a perspective view thereof.

1 Claim, 4 Drawing Sheets






Fig. 1




Fig. 2

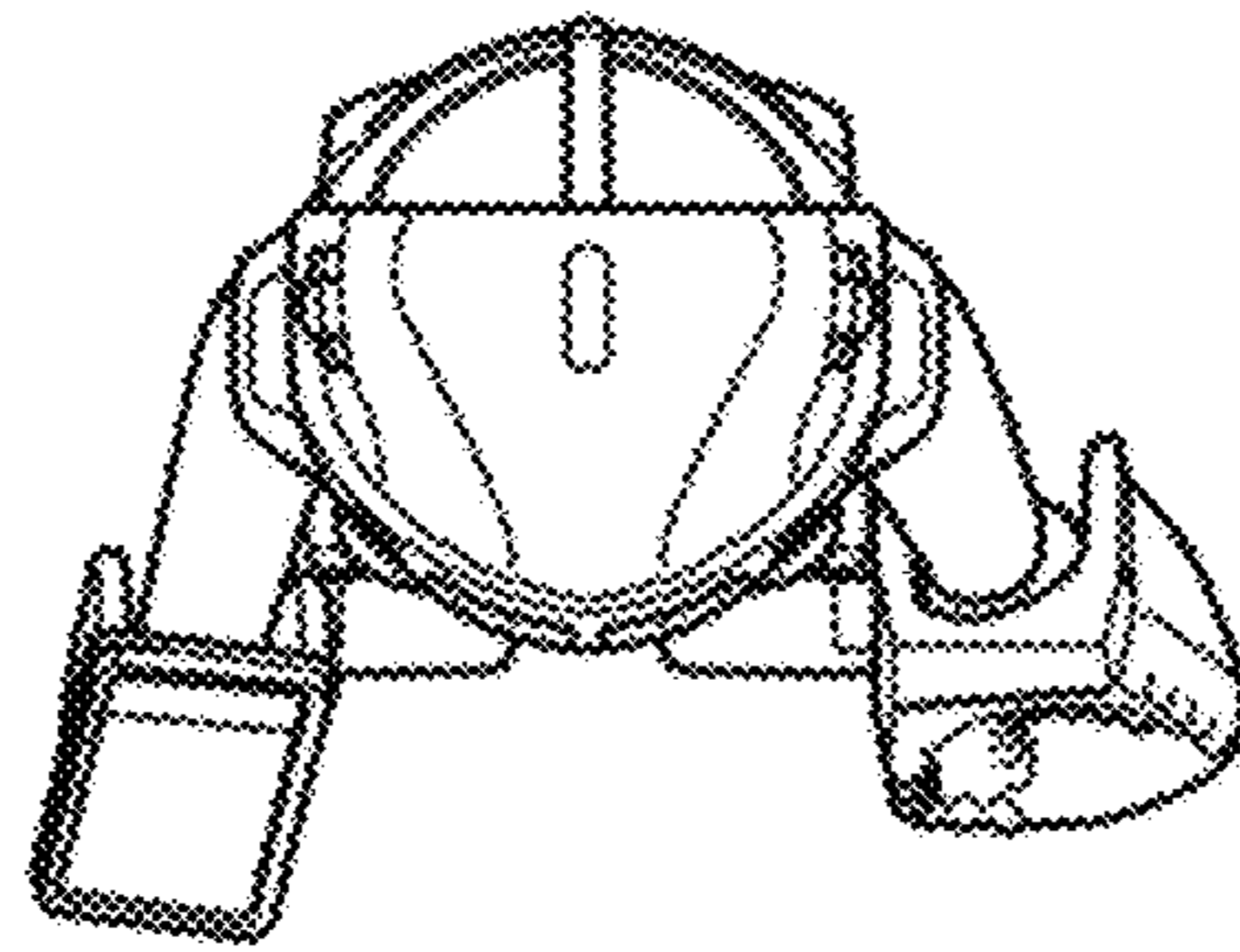


Fig. 3

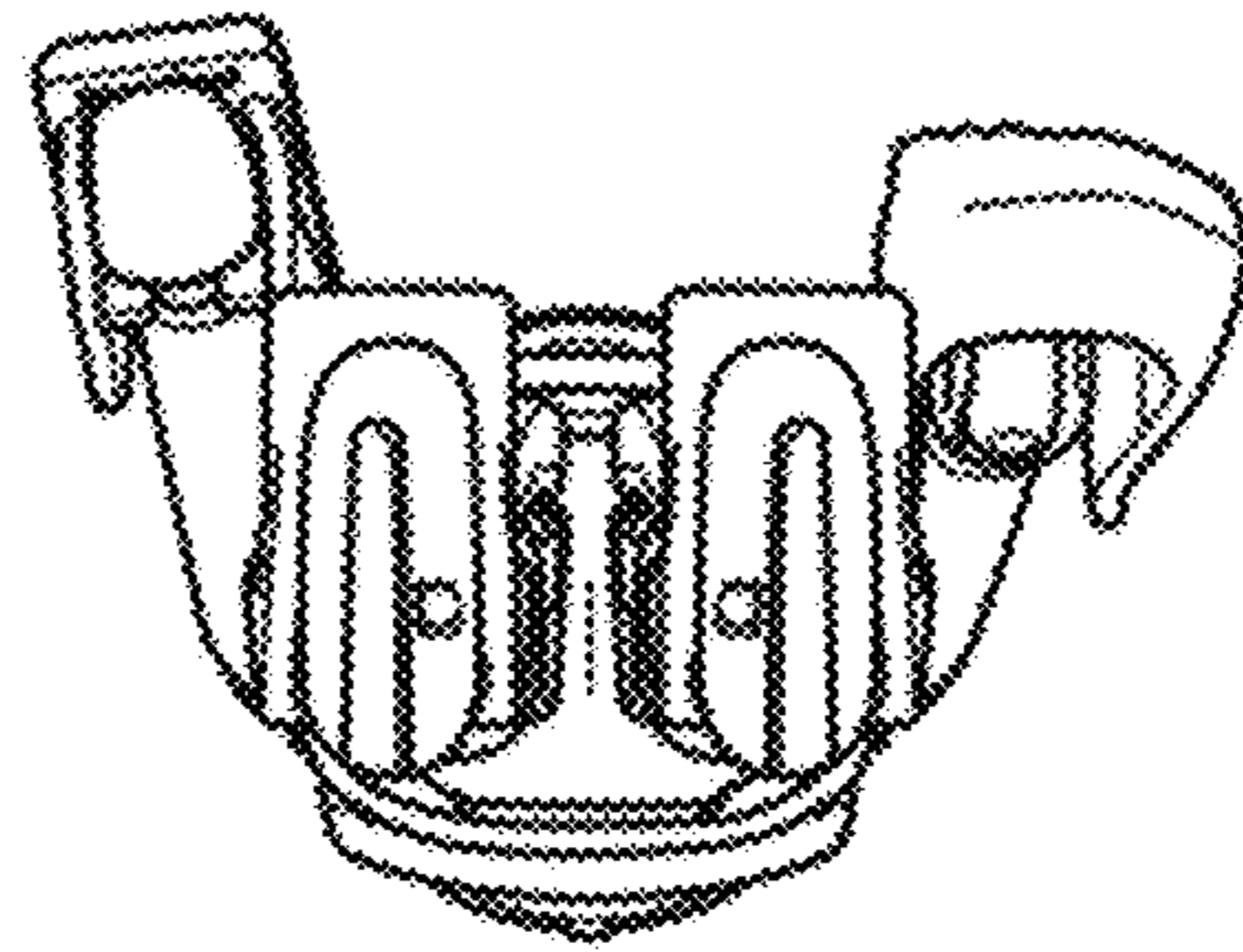


Fig. 4

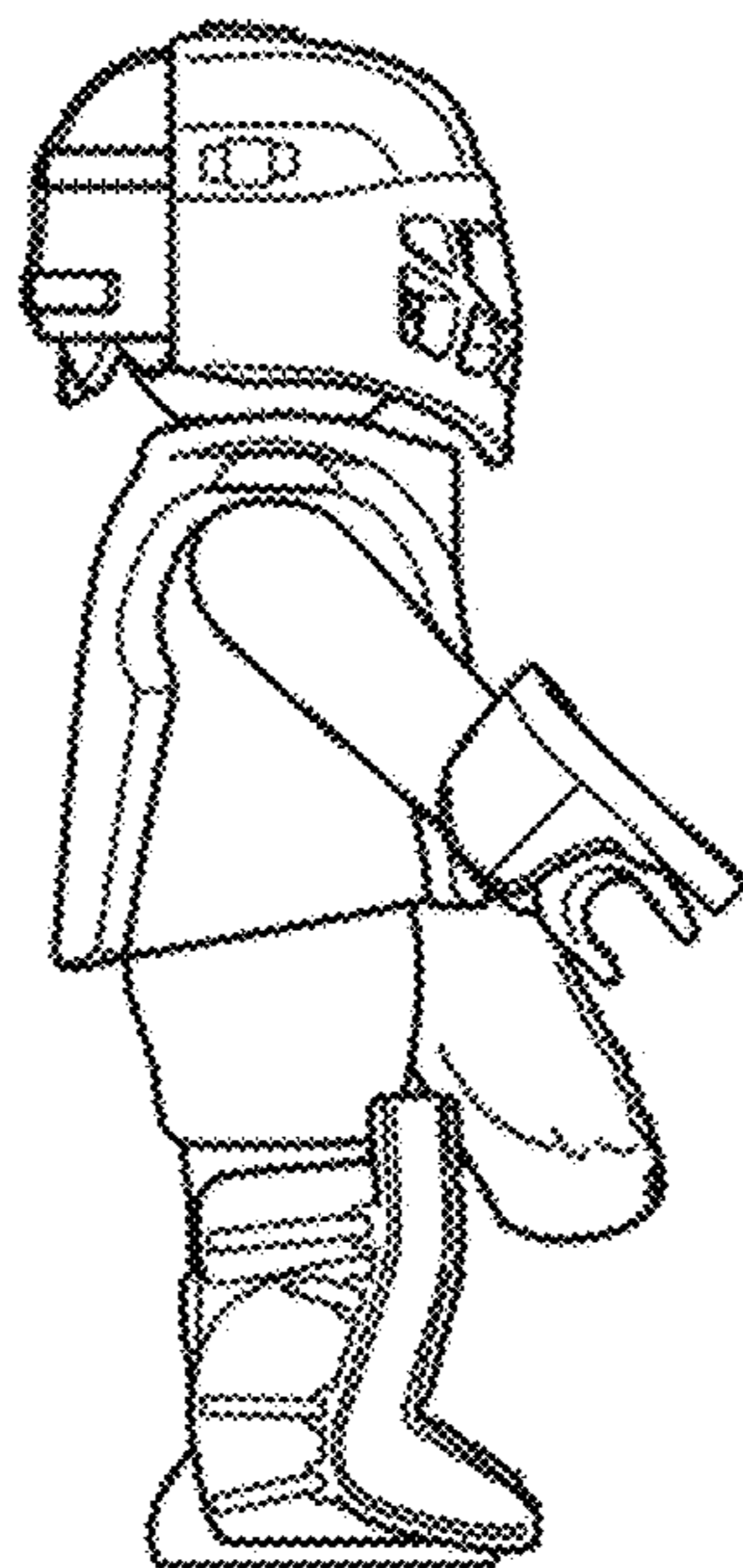


Fig. 5

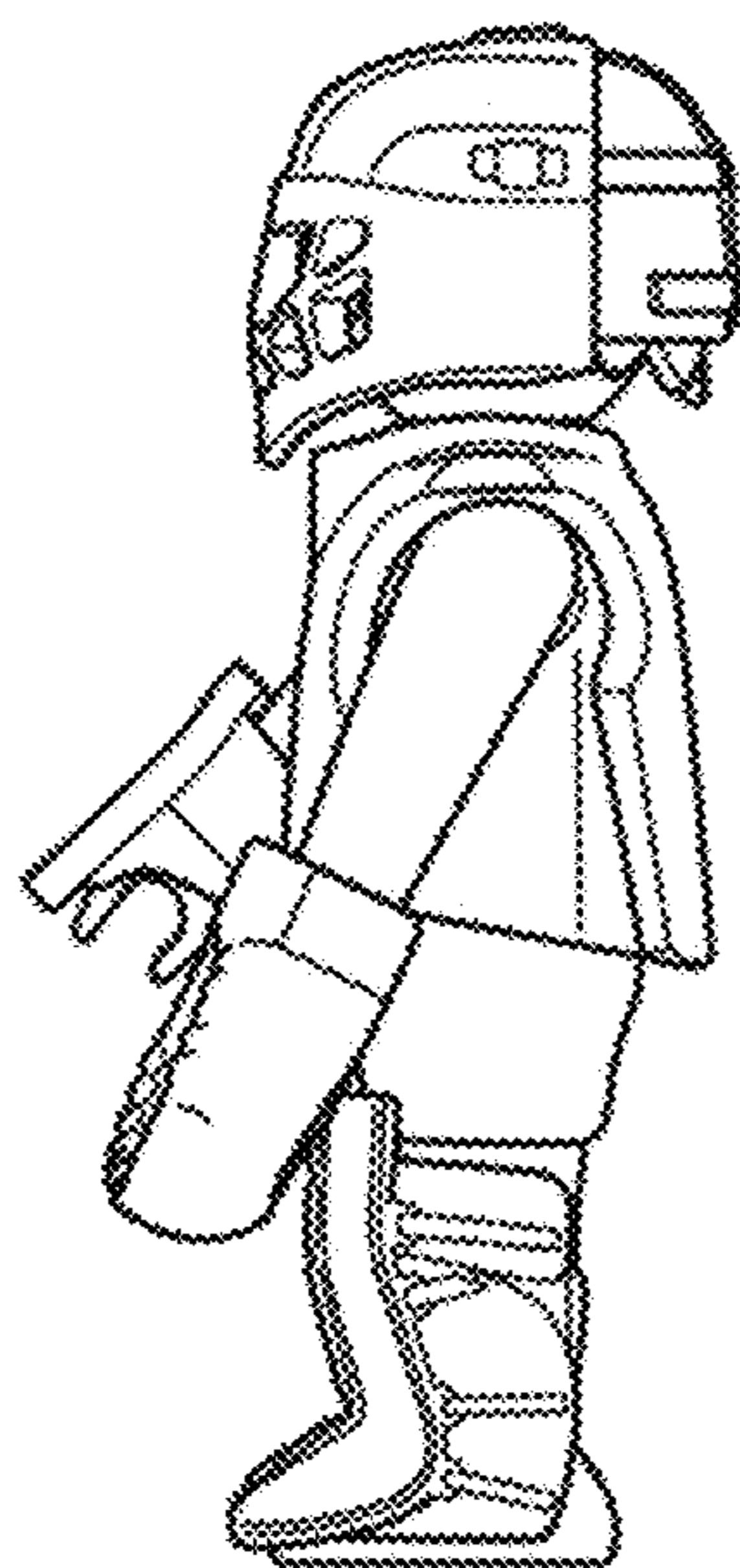


Fig. 6




Fig. 7