

US00D769364S

(12) **United States Design Patent** (10) **Patent No.:** **US D769,364 S**
Trifilio (45) **Date of Patent:** **** Oct. 18, 2016**

(54) **ADJUSTABLE GUITAR PEDALBOARD**

OTHER PUBLICATIONS

- (71) Applicant: **Chemistry Design Werks LLC**, St. Paul, MN (US)
- (72) Inventor: **Christian Richard Trifilio**, St. Paul, MN (US)
- (73) Assignee: **Chemistry Design Werks LLC**, St. Paul, MN (US)
- (**) Term: **15 Years**
- (21) Appl. No.: **29/540,570**
- (22) Filed: **Oct. 5, 2015**
- (51) **LOC (10) Cl.** **17-03**
- (52) **U.S. Cl.**
USPC **D17/20**
- (58) **Field of Classification Search**
USPC D17/4, 9, 14, 18-20, 21, 24, 99;
D6/329, 512-514, 641, 650, 707, 7.15,
D6/702.2; D7/550.1, 554.2, 554.3;
D10/103; D14/299, 328, 432, 447;
D19/99, 100, 101, 192
CPC G10H 2220/071; G10H 2220/076;
G10H 2220/165; G10H 2220/221; G10H
2220/30; G10H 2220/485
See application file for complete search history.

My new pedalboard, posted at musiciansroadhouse.com, earliest date available Dec. 1, 2015, [online], acquired on Jul. 1, 2016. Available from Internet, <URL: <http://musiciansroadhouse.com/viewtopic.php?t=4562&start=300>>.*

Chemistry Design Werks Holeyboard WIDE Review—Best Guitar Pedalboard?, posted at bestguitareffects.com, earliest date available Aug. 23, 2013, [online], acquired on Jul. 1, 2016. Available from Internet, <URL: <http://www.bestguitareffects.com/chemistry-design-werks-holeyboard-wide-review-best-guitar-pedalboard>>.*

Pedaltrain; Pedal Boards—Pedaltrain; Website; Jul. 27, 2014; <http://www.pedaltrain.com/pedalboards/>.

Trailer Trash Pedalboards; Trailer Trash Pedal Boards: Custom Pedalboards; Website; Feb. 7, 2005; <http://trailertrashpedalboards.com>.

Rogue Guitar Shop; Pedalboards—Rogue Guitar Shop; Website; Oct. 10, 2014; <http://www.rogueguitarshop.com/collections/pedalboards>.

Gator Cases, Inc.; Pedal Boards and Stands; Website; Mar. 3, 2012; <http://www.gatorcases.com/c/16108/pedal-boards-and-stands>.

Blackbird; Blackbird Custom Pedalboards; Website; May 19, 2013; <http://blackbirdpedalboards.com>.

Fix Pedalboards; Welcome to FIX Pedalboards; Website; Apr. 21, 2013; <http://fixpedalboards.com>.

MKS Professional Stage Products, Inc; Pedal Pad Get Serious; Website; Apr. 29, 2013; <http://www.pedalpad.com>.

Phantom Pedalboards; Phantom Pedalboards; Website; Apr. 1, 2015; <http://www.phantompedalboards.com/boards/index>.

SKB Corporation; Guitar Products; Website; Jun. 3, 2014; <https://www.skbcases.com/music/products/prodlist.php?c=85&s=75>.

Renovo AMP Works; Stompbox Modular Pedalboards; Website; Jan. 22, 2015; <http://www.stompbox.com>.

Diago; Diago Hardcase Pedalboards; Website; Apr. 23, 2012; <http://www.diago.co.uk/pedalboards/diago-pedalboards.html>.

LYT Pedalboards; LYT Pedalboards; Website; Jan. 1, 2012; <http://www.lytpedalboards.com>.

Llevinac SL; Adam Guitars; Website; 2015; <http://www.aclamguitars.cat/shop/en/landing-page/81-2014guitar.html>.

(56) **References Cited**

U.S. PATENT DOCUMENTS

| | | | | |
|-------------------|---------|----------|-------|---------------------|
| D311,458 S * | 10/1990 | La Croix | | D6/315 |
| 6,459,023 B1 | 10/2002 | Chandler | | |
| 6,538,185 B1 | 3/2003 | Stratton | | |
| D594,564 S * | 6/2009 | Disch | | D25/69 |
| D690,708 S * | 10/2013 | Smith | | D14/447 |
| D745,923 S | 12/2015 | Trifilio | | |
| D745,924 S | 12/2015 | Trifilio | | |
| 2003/0230220 A1 * | 12/2003 | Evans | | A47C 7/70 108/43 |
| 2004/0250673 A1 | 12/2004 | Salerno | | |
| 2006/0120550 A1 | 6/2006 | McCann | | |
| 2007/0295190 A1 | 12/2007 | Collins | | |
| 2011/0271821 A1 | 11/2011 | McKinney | | |

* cited by examiner

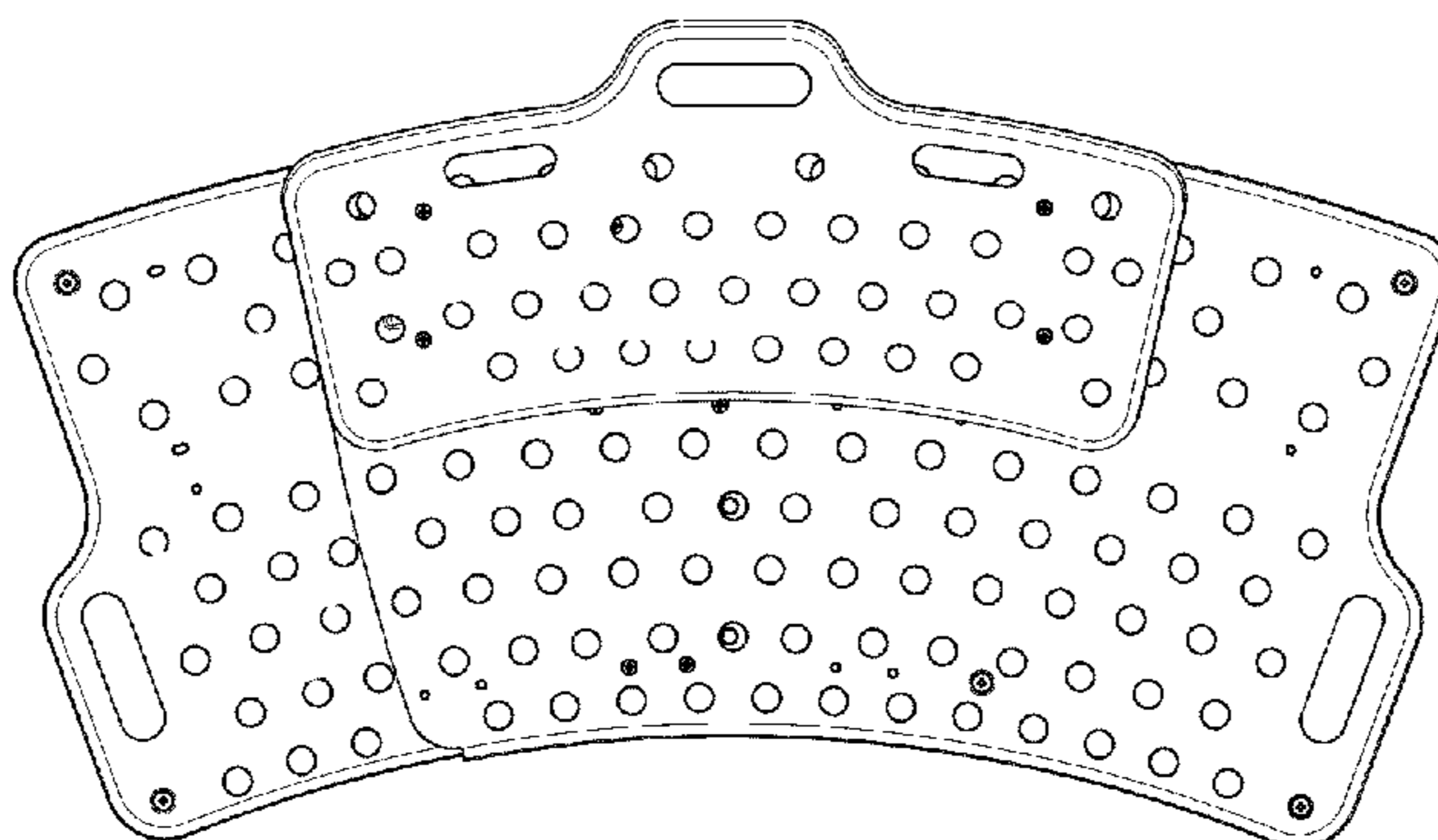
Primary Examiner — Manpreet Matharu

Assistant Examiner — Aula Soroush

(74) *Attorney, Agent, or Firm* — Adams Grumbles, LLP; Brittany Nanzig

(57) **CLAIM**

The ornamental design for an adjustable guitar pedalboard, as shown and described.



DESCRIPTION

FIG. 1 is a top view of an adjustable guitar pedalboard in a semi-expanded configuration showing my new design.

FIG. 2 is a front elevational view of the adjustable guitar pedalboard of FIG. 1 in a semi-expanded configuration.

FIG. 3 is a bottom view of the adjustable guitar pedalboard of FIG. 1 in a semi-expanded configuration.

FIG. 4 is a right side elevational view of the adjustable guitar pedalboard of FIG. 1 in a semi-expanded configuration.

FIG. 5 is a back elevational view of the adjustable guitar pedalboard of FIG. 1 in a semi-expanded configuration.

FIG. 6 is a left side elevational view of the adjustable guitar pedalboard of FIG. 1 in a semi-expanded configuration.

FIG. 7 is a front left side perspective view of the adjustable guitar pedalboard of FIG. 1 in a semi-expanded configuration.

FIG. 8 is a back left side perspective view of the adjustable guitar pedalboard of FIG. 1 in a semi-expanded configuration.

FIG. 9 is a front left side perspective view of a minimally modified variation of the adjustable guitar pedalboard of FIG. 1 in a semi-expanded configuration.

FIG. 10 is a front left side perspective view of a minimally modified variation of the adjustable guitar pedalboard of FIG. 1 in a semi-expanded configuration.

FIG. 11 is a front left side perspective view of the adjustable guitar pedalboard of FIG. 1 in a closed configuration.

FIG. 12 is a front left side perspective view of the minimally modified variation of the adjustable guitar pedalboard of FIG. 10 in a closed configuration.

FIG. 13 is front left side perspective view of a minimally modified variation of the adjustable guitar pedalboard of FIG. 1 in an expanded configuration.

FIG. 14 is a front left perspective view of the minimally modified variation of the adjustable guitar pedalboard of FIG. 9 in an expanded configuration.

FIG. 15 is a front left perspective view of the adjustable guitar pedalboard of FIG. 1 in an expanded configuration; and,

FIG. 16 is a front left perspective view of the minimally modified variation of the adjustable guitar pedalboard of FIG. 10 in an expanded configuration.

The claimed adjustable guitar pedalboard is adjustable in width and used as a mount for effects pedals for a guitar. The illustrated screws are shown in alternate positions and different configurations to show differences in configurations of the product.

1 Claim, 7 Drawing Sheets

Fig. 1

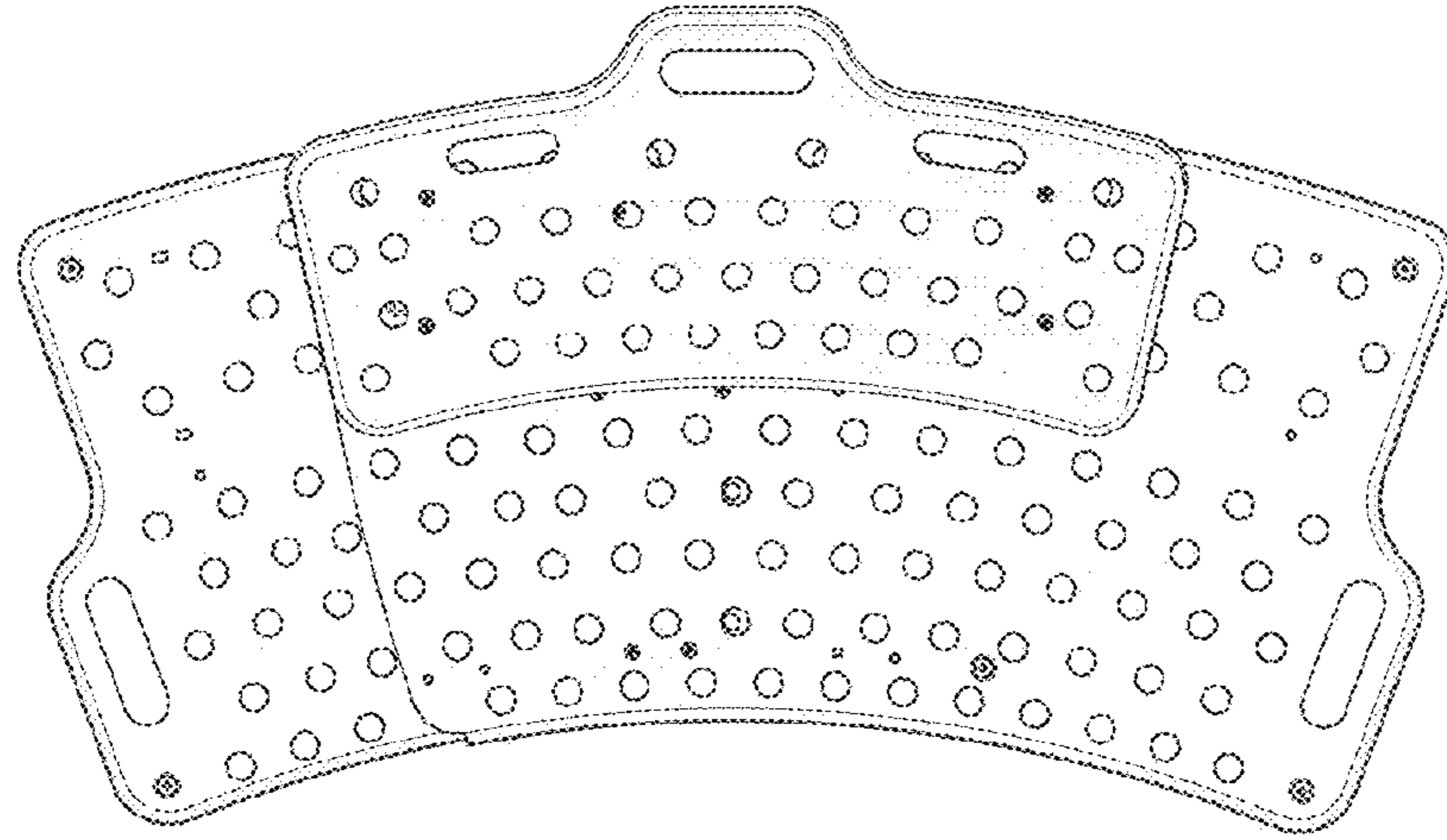


Fig. 2

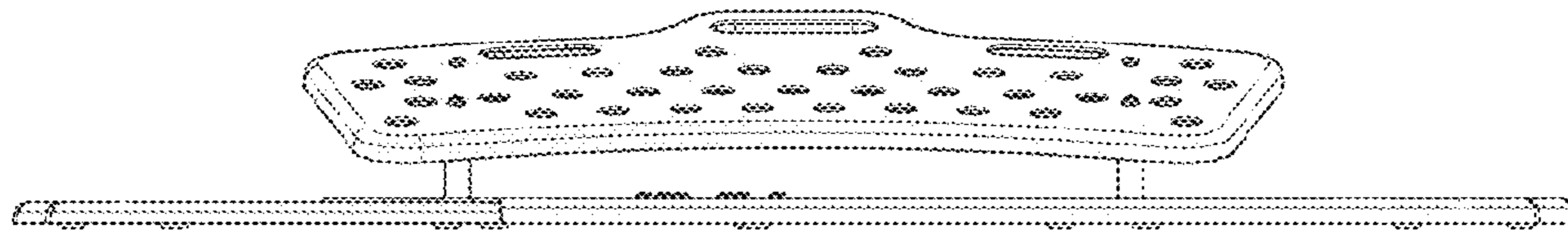


Fig. 3

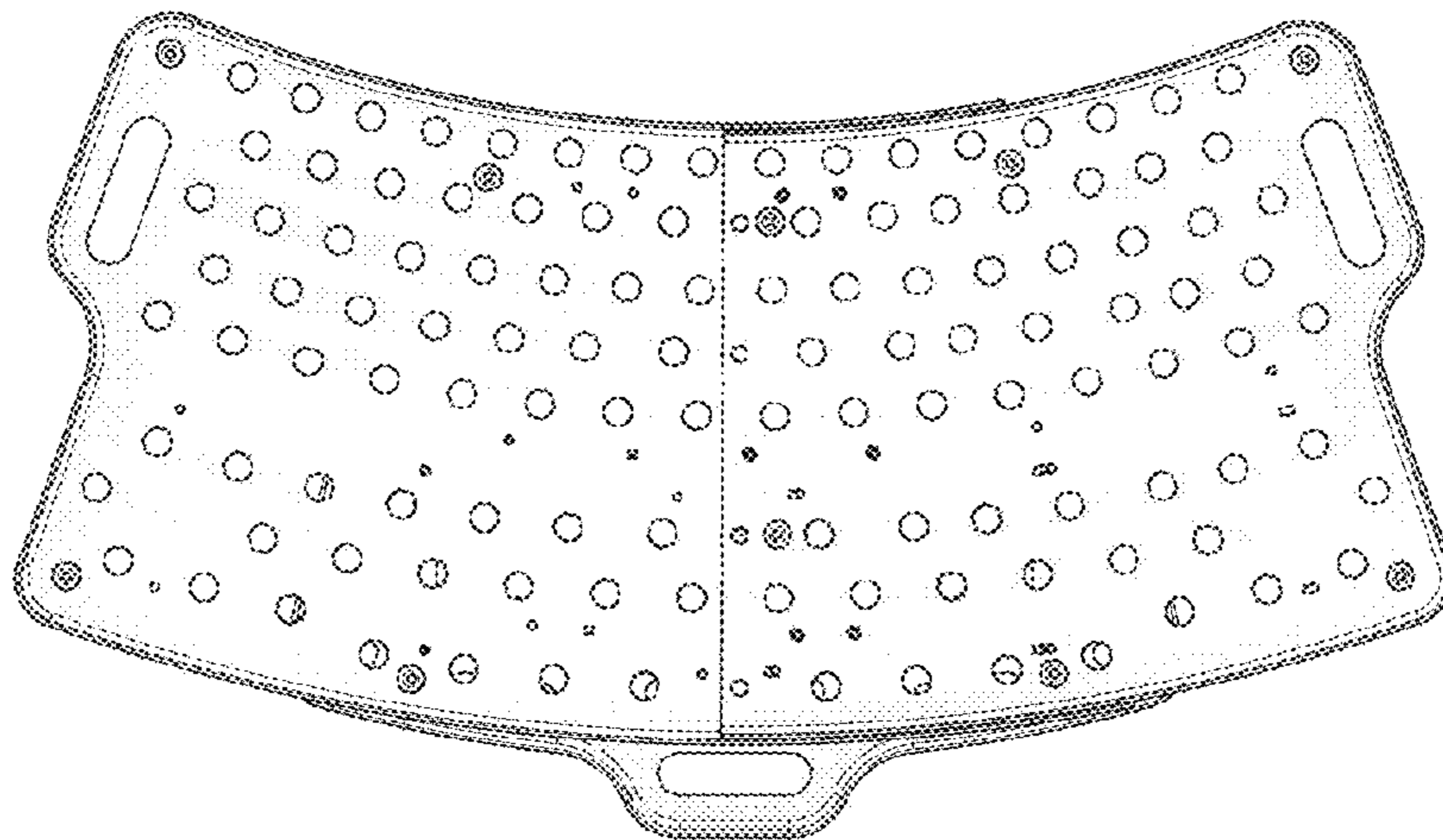


Fig. 4

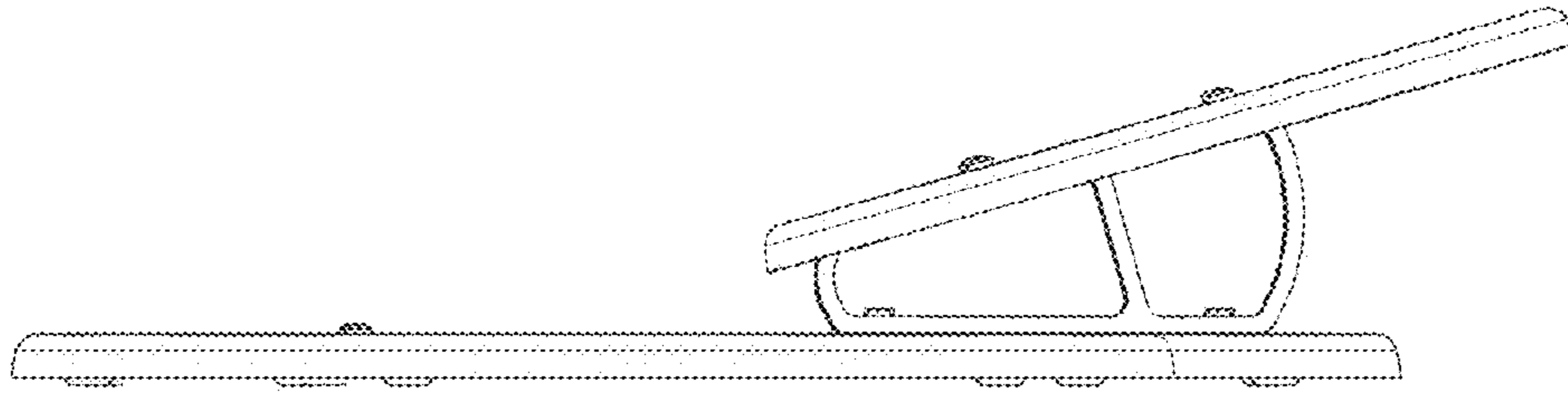


Fig. 5

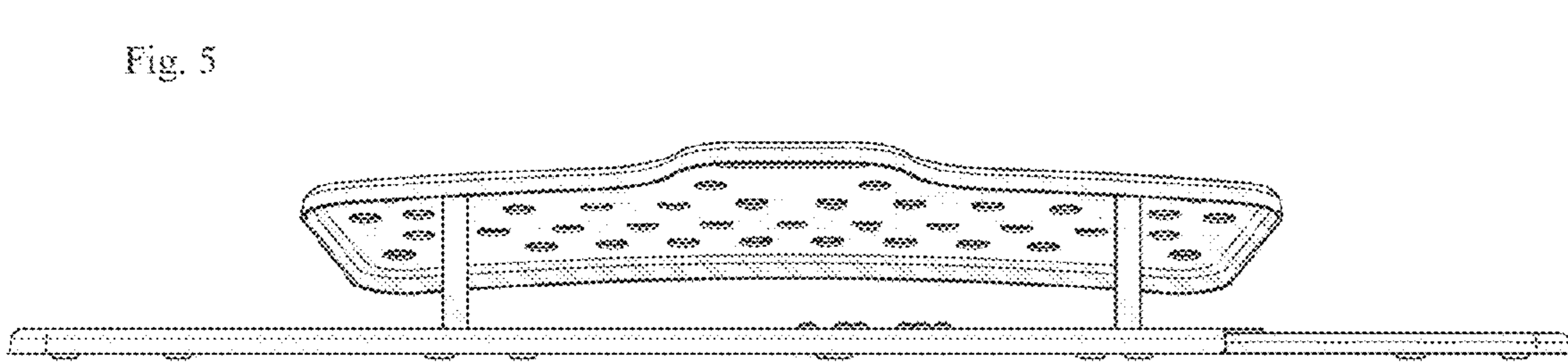


Fig. 6

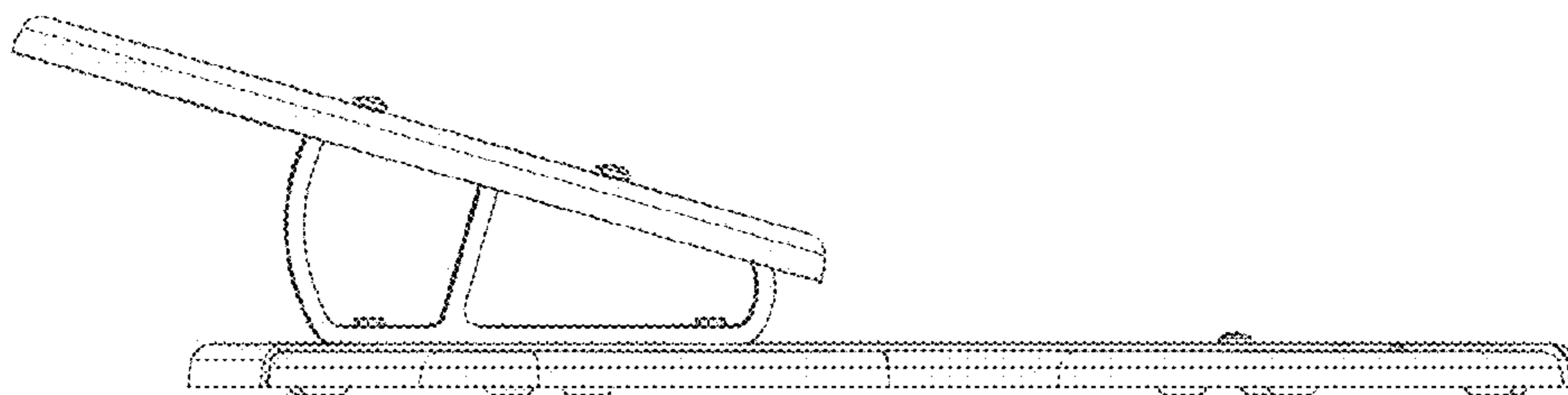


Fig. 7

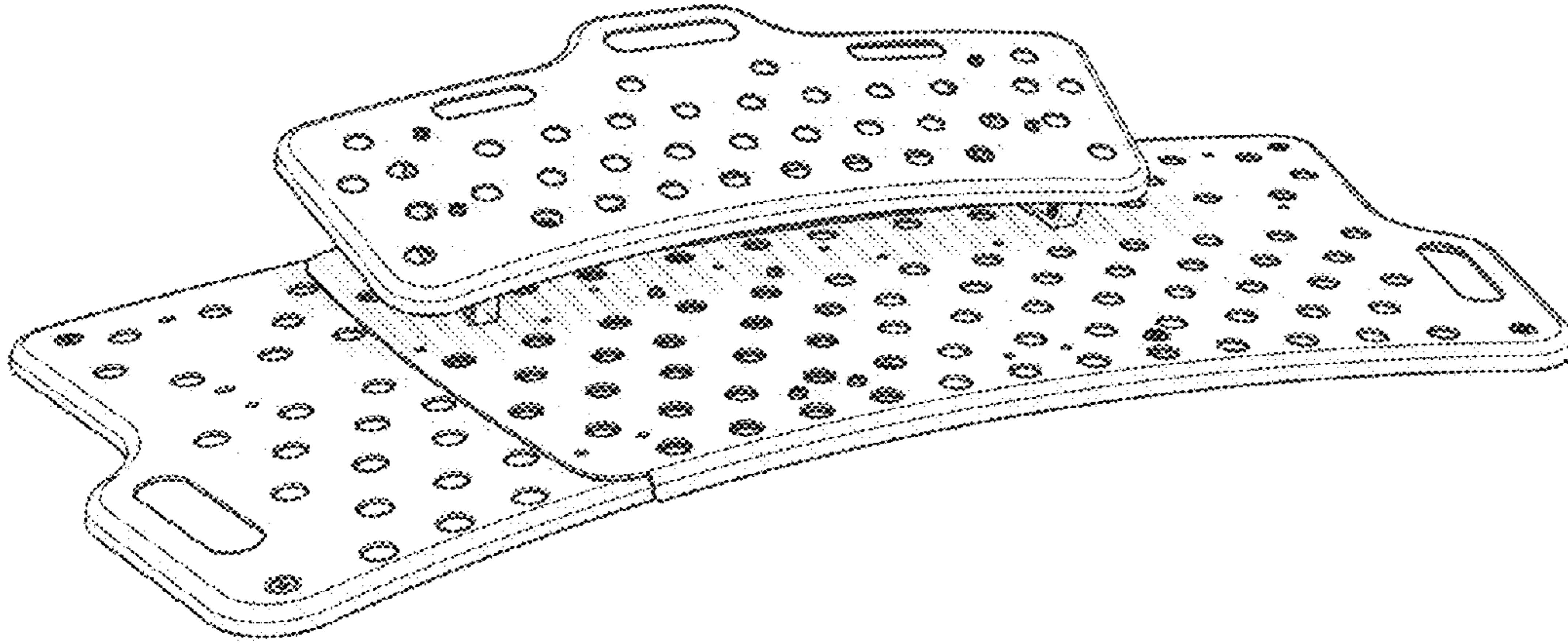


Fig. 8

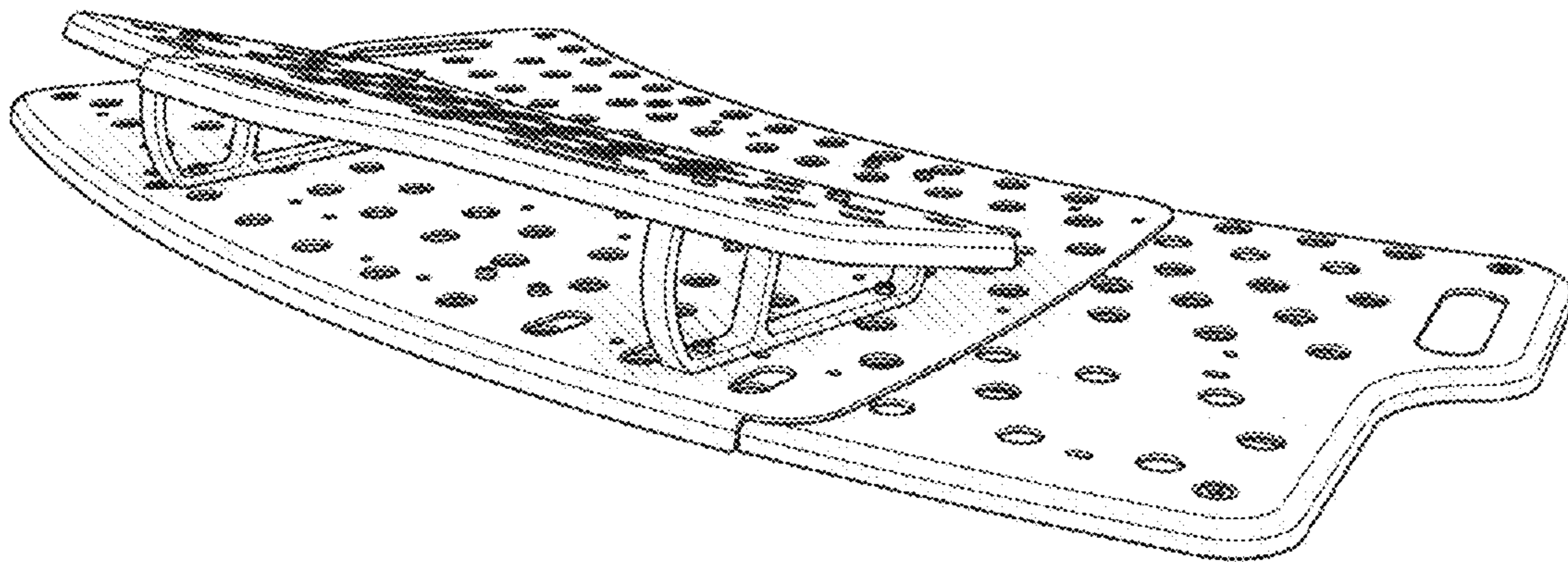


Fig. 9

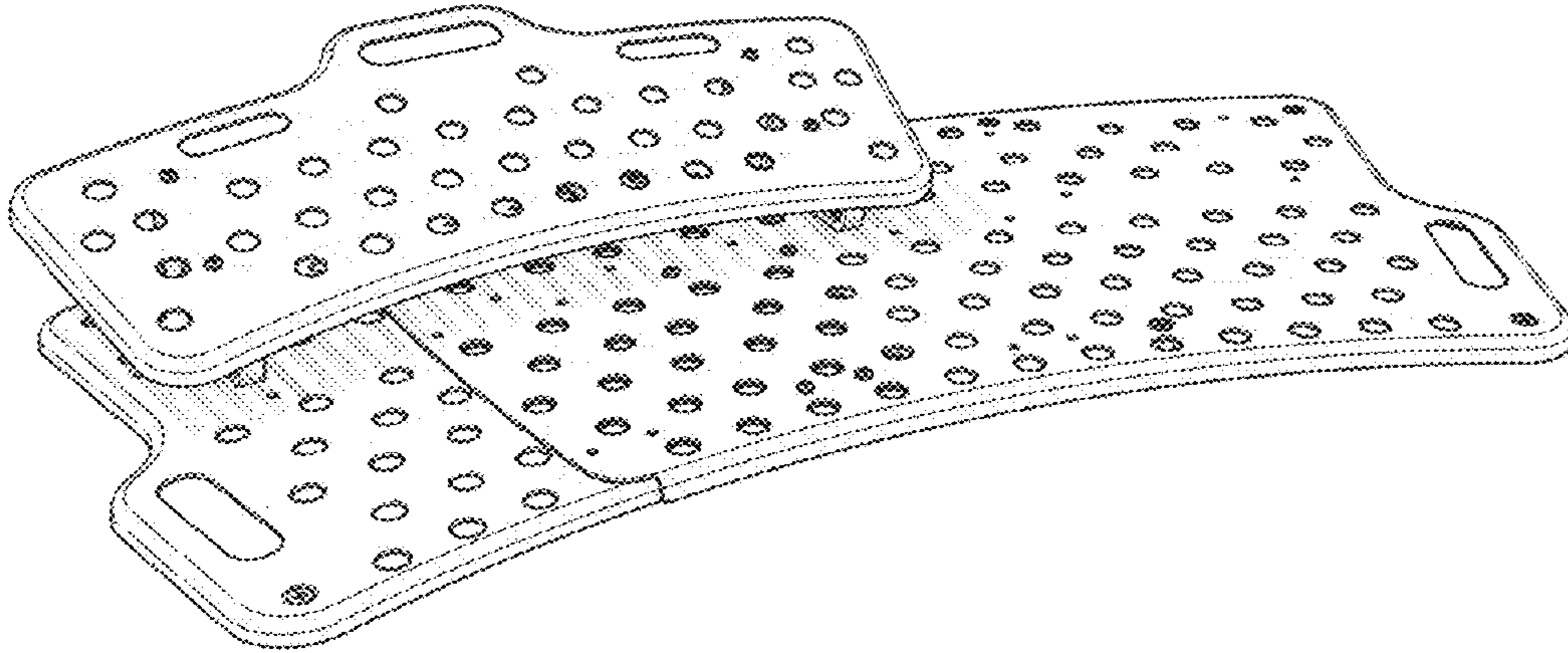


Fig. 10

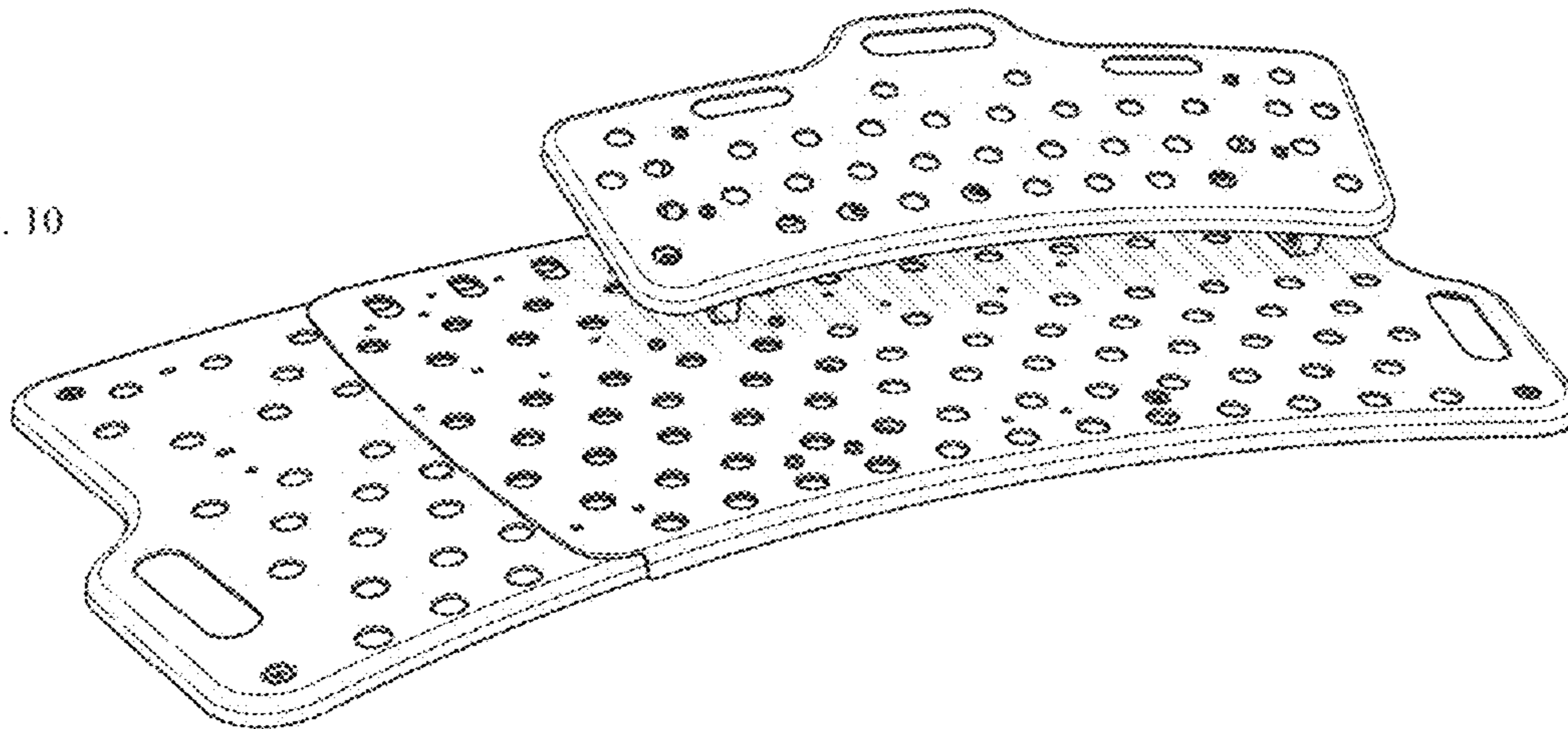


Fig. 11

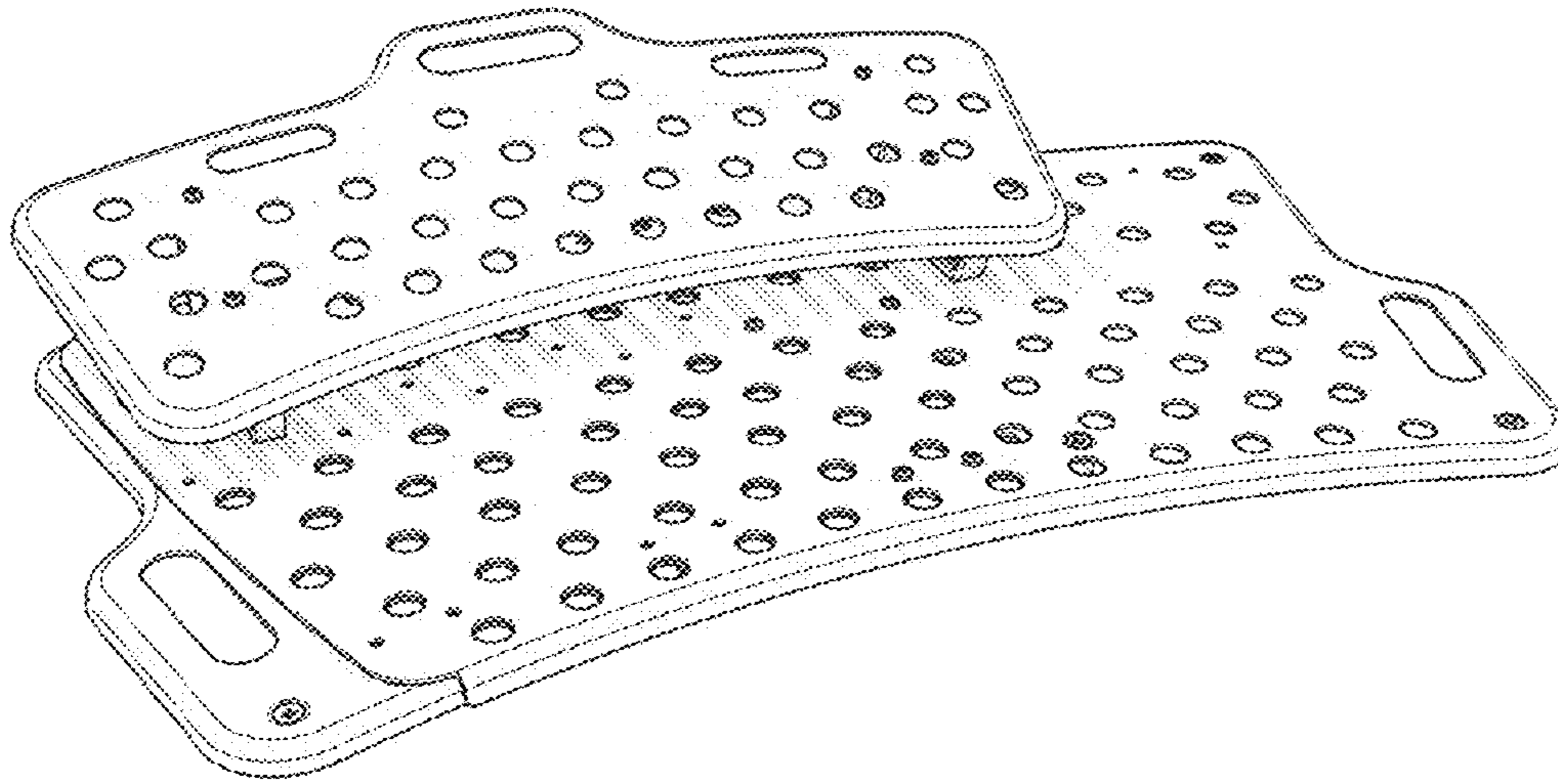


Fig. 12

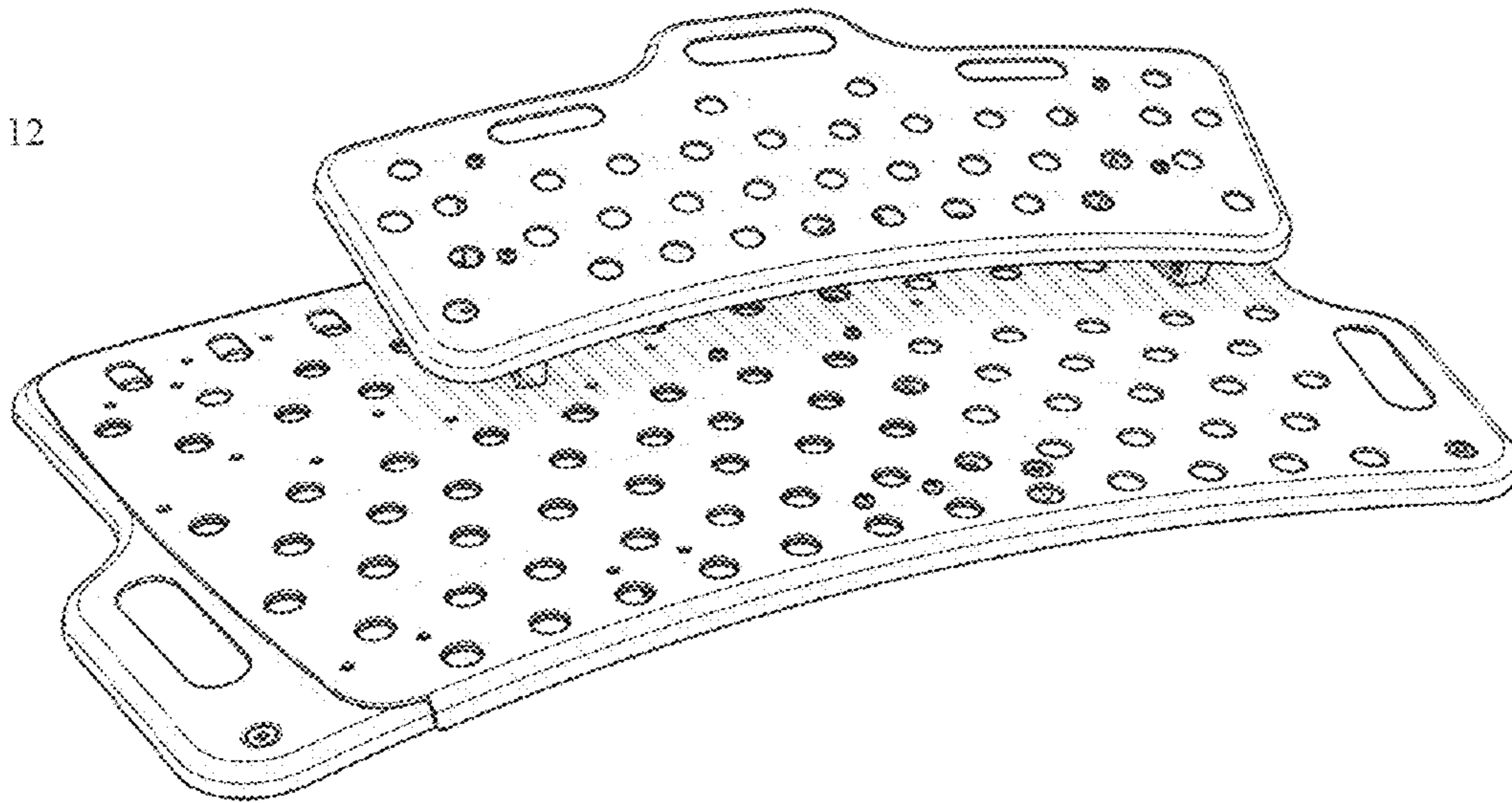


Fig. 13

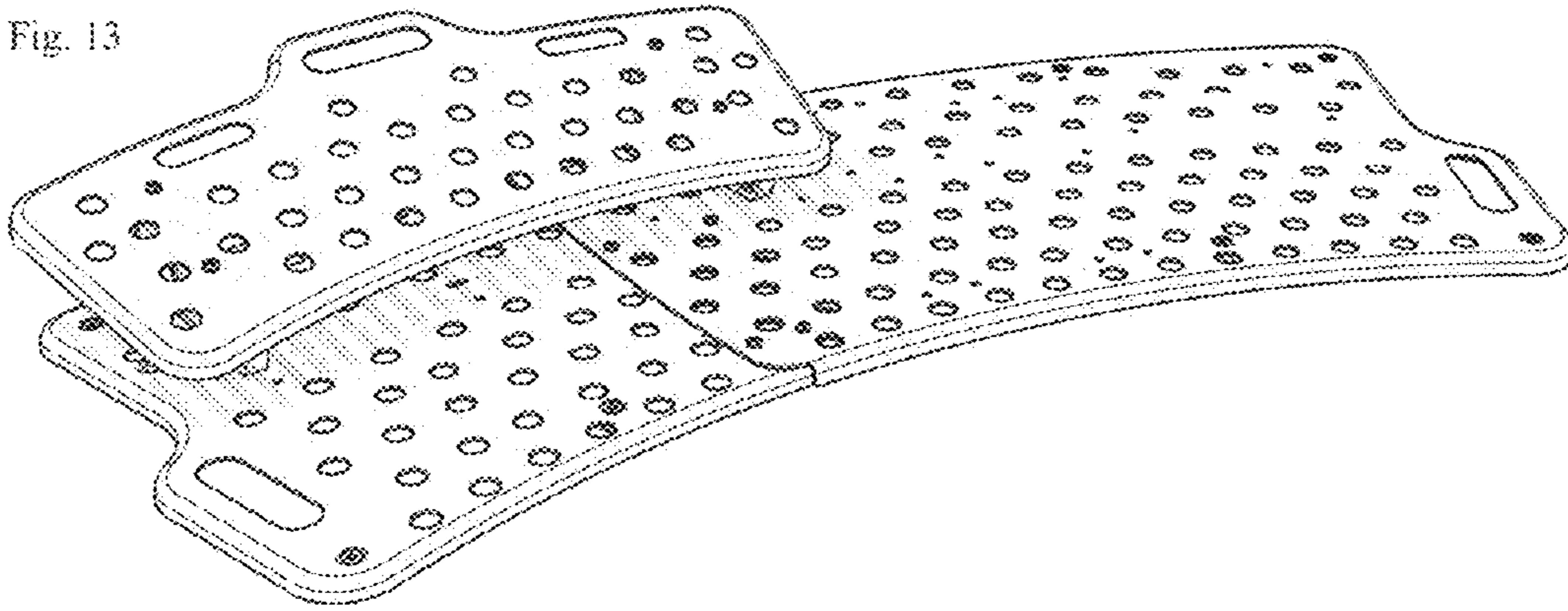


Fig. 14

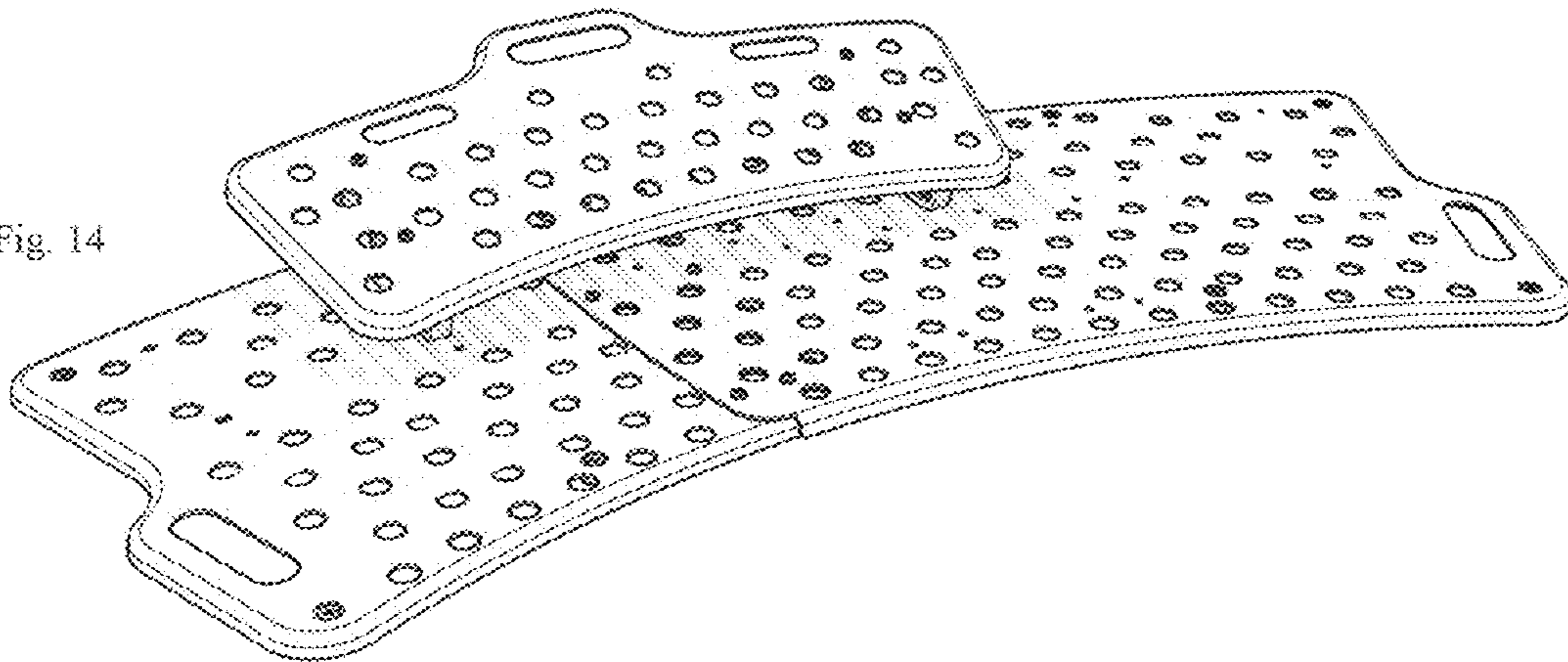


Fig. 15

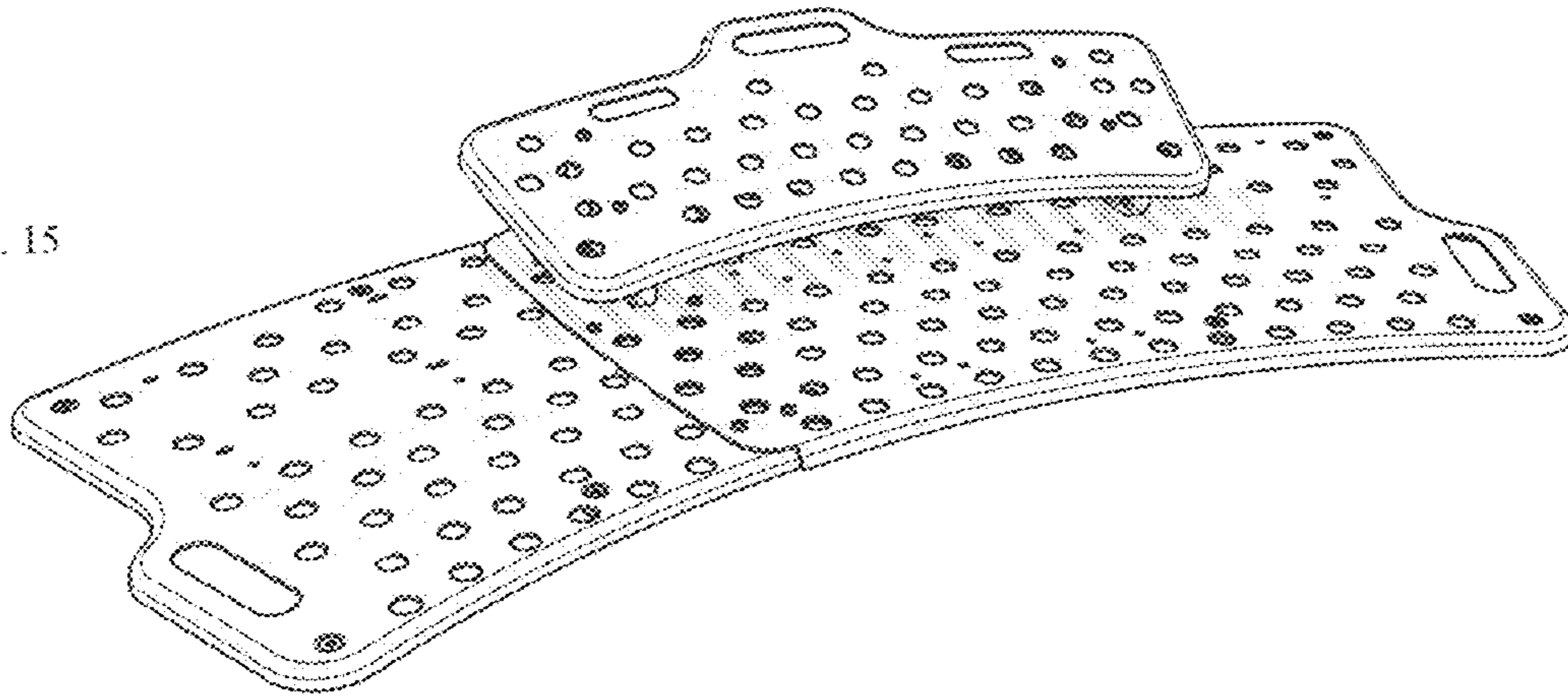


Fig. 16

