



US00D769327S

(12) **United States Design Patent**  
**Morillo Garcia**

(10) **Patent No.:** **US D769,327 S**

(45) **Date of Patent:** **\*\* Oct. 18, 2016**

(54) **AUDIO DEVICE**

(71) Applicant: **Alvaro Morillo Garcia**, Alacuas (ES)

(72) Inventor: **Alvaro Morillo Garcia**, Alacuas (ES)

(\*\*) Term: **14 Years**

(21) Appl. No.: **29/506,249**

(22) Filed: **Oct. 14, 2014**

(51) **LOC (10) Cl.** ..... **14-03**

(52) **U.S. Cl.**

USPC ..... **D14/496**; D14/203.6

(58) **Field of Classification Search**

USPC ..... D14/496, 401, 435, 474, 483, 217, 137,  
D14/138, 160, 168, 356, 203.1-203.8, 507;  
345/156, 169, 173-179, 905;  
715/727-729, 864; 710/1, 5, 8; 713/1,  
713/600; 455/1.1, 1.7, 73, 344-347, 93, 95,  
455/3.01-3.06, 550.1, 573.1; 370/342-344;  
369/1, 2, 6-12; 463/43-47; 273/148 B

CPC ..... A63F 13/00; A63F 11/00; A63F  
2300/8047; G06F 17/00

See application file for complete search history.

(56) **References Cited**

**U.S. PATENT DOCUMENTS**

5,956,630 A \* 9/1999 Mackey ..... H04B 1/086  
2/60  
6,443,614 B1 \* 9/2002 Read ..... G04G 9/0064  
368/187

D467,892 S \* 12/2002 Lewis ..... D14/203.6  
6,556,222 B1 \* 4/2003 Narayanaswami .. G04G 9/0064  
368/295  
D516,663 S \* 3/2006 Pool ..... D22/129  
D526,663 S \* 8/2006 Bang ..... D14/203.5  
7,120,270 B2 \* 10/2006 Aronson ..... H04R 9/022  
381/397  
7,310,427 B2 \* 12/2007 Retchin ..... H04R 1/1066  
381/151  
D736,740 S \* 8/2015 Hwang ..... D14/205  
2014/0116085 A1 \* 5/2014 Lam ..... H04W 84/18  
63/1.11  
2014/0160078 A1 \* 6/2014 Seo ..... G06F 3/017  
345/175

\* cited by examiner

*Primary Examiner* — Prabhakar Deshmukh

(74) *Attorney, Agent, or Firm* — Richard M. Goldberg

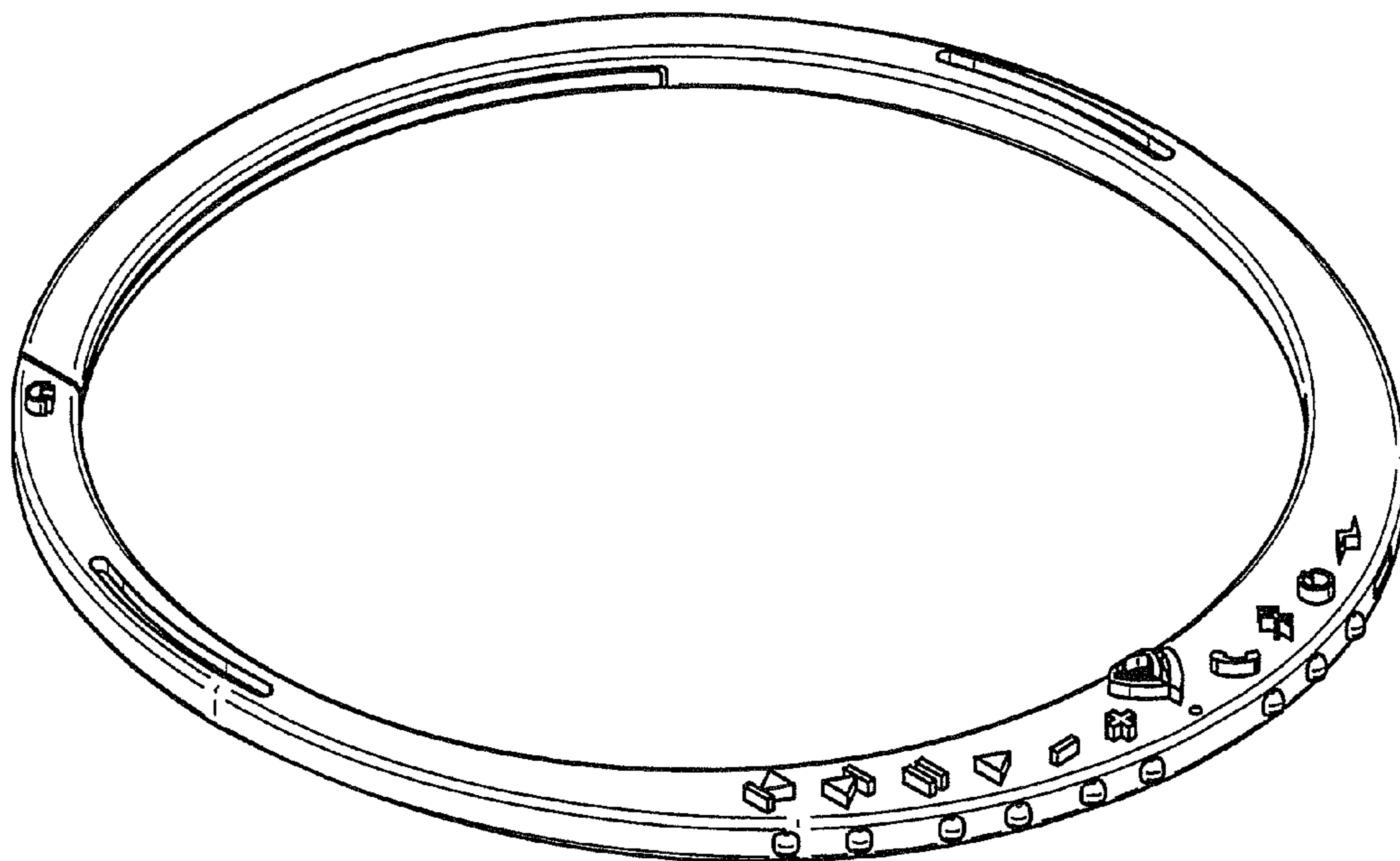
(57) **CLAIM**

The ornamental design for an audio device, as shown.

**DESCRIPTION**

FIG. 1 is a top, left side perspective view of the audio device;  
FIG. 2 is a top, right side perspective view thereof;  
FIG. 3 is a top plan view thereof;  
FIG. 4 is a bottom plan view thereof;  
FIG. 5 is a front elevational view thereof;  
FIG. 6 is a left side elevational view thereof;  
FIG. 7 is a right side elevational view thereof; and,  
FIG. 8 is a rear elevational view thereof.

**1 Claim, 8 Drawing Sheets**



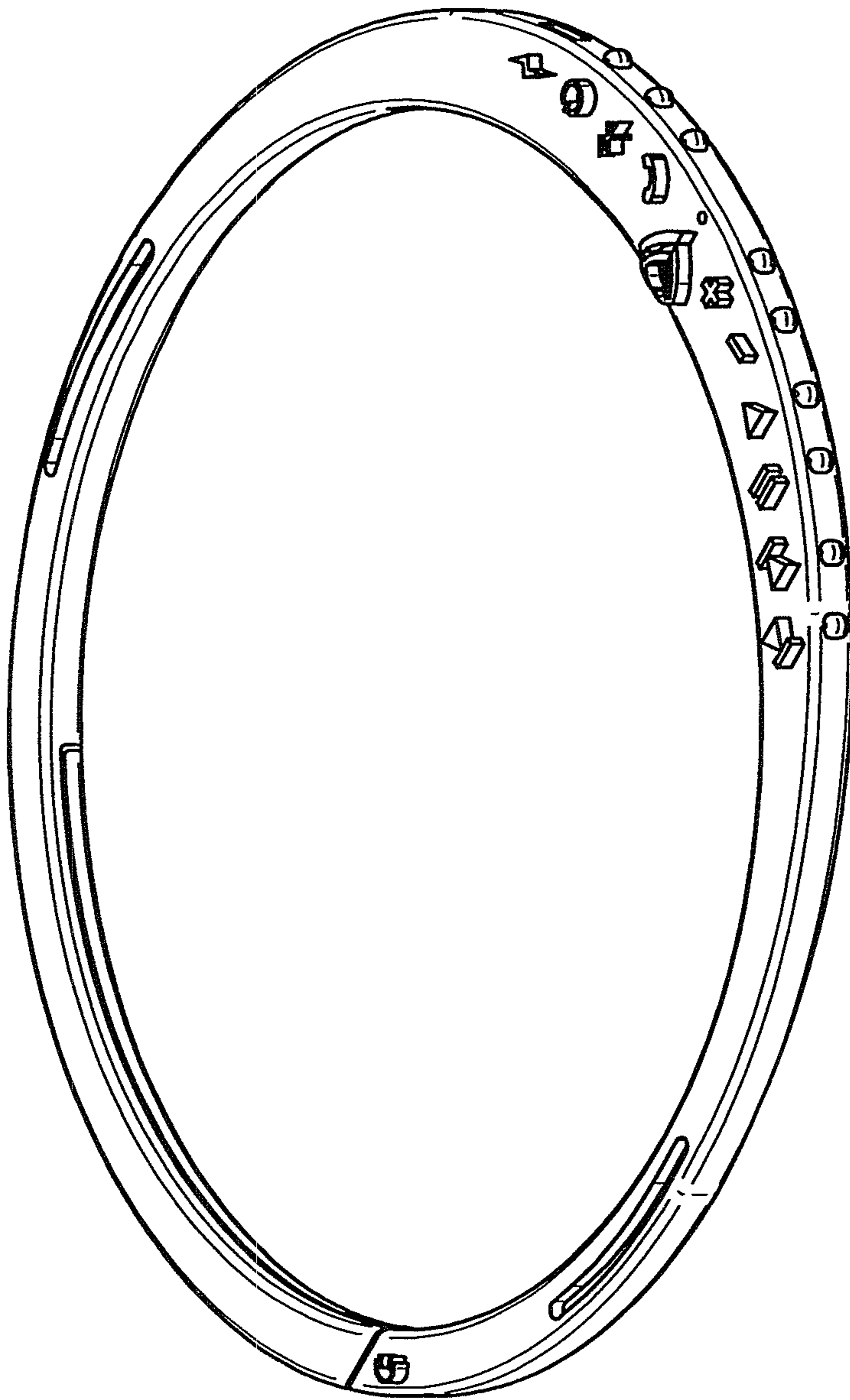


FIG. 1

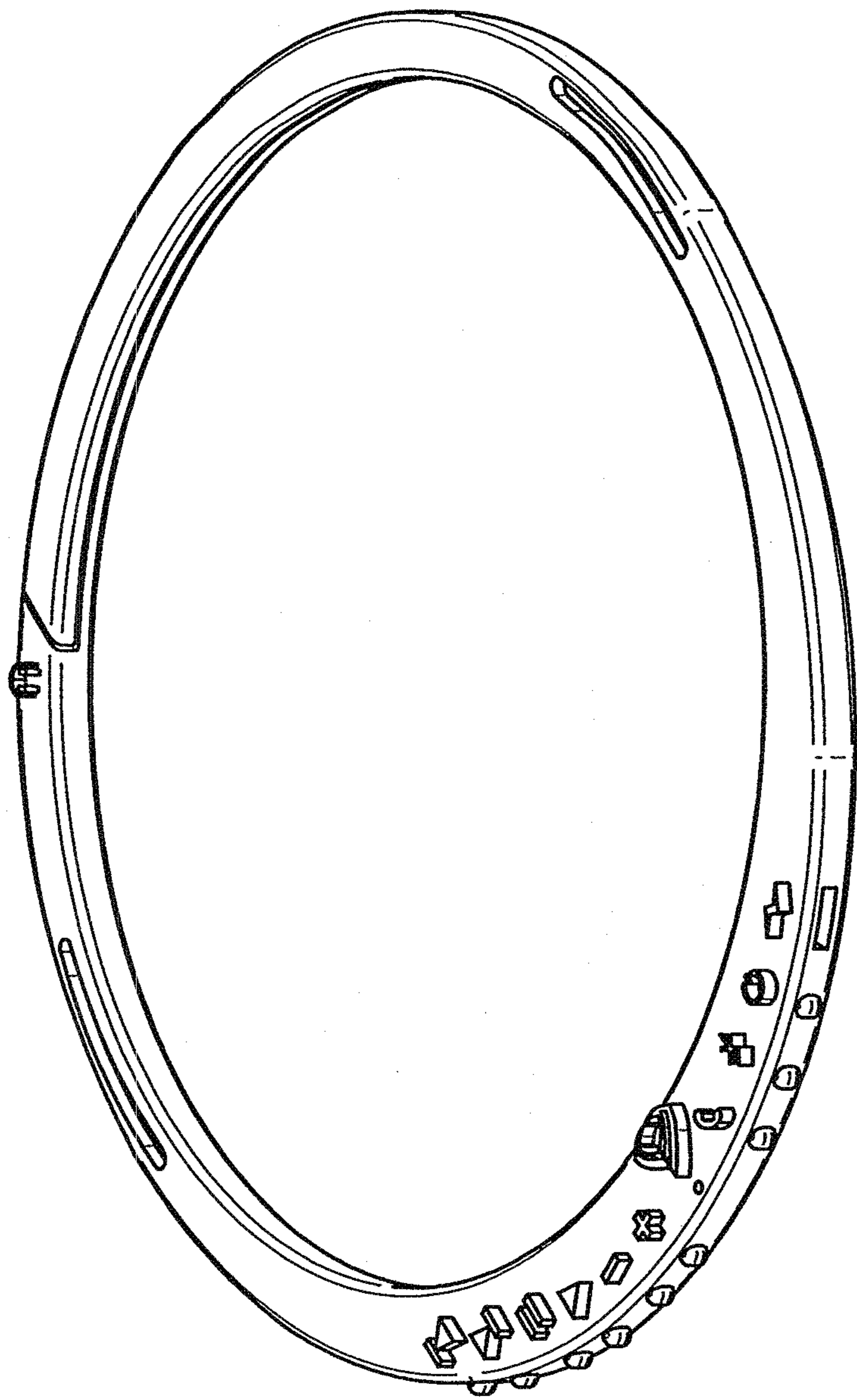


FIG. 2

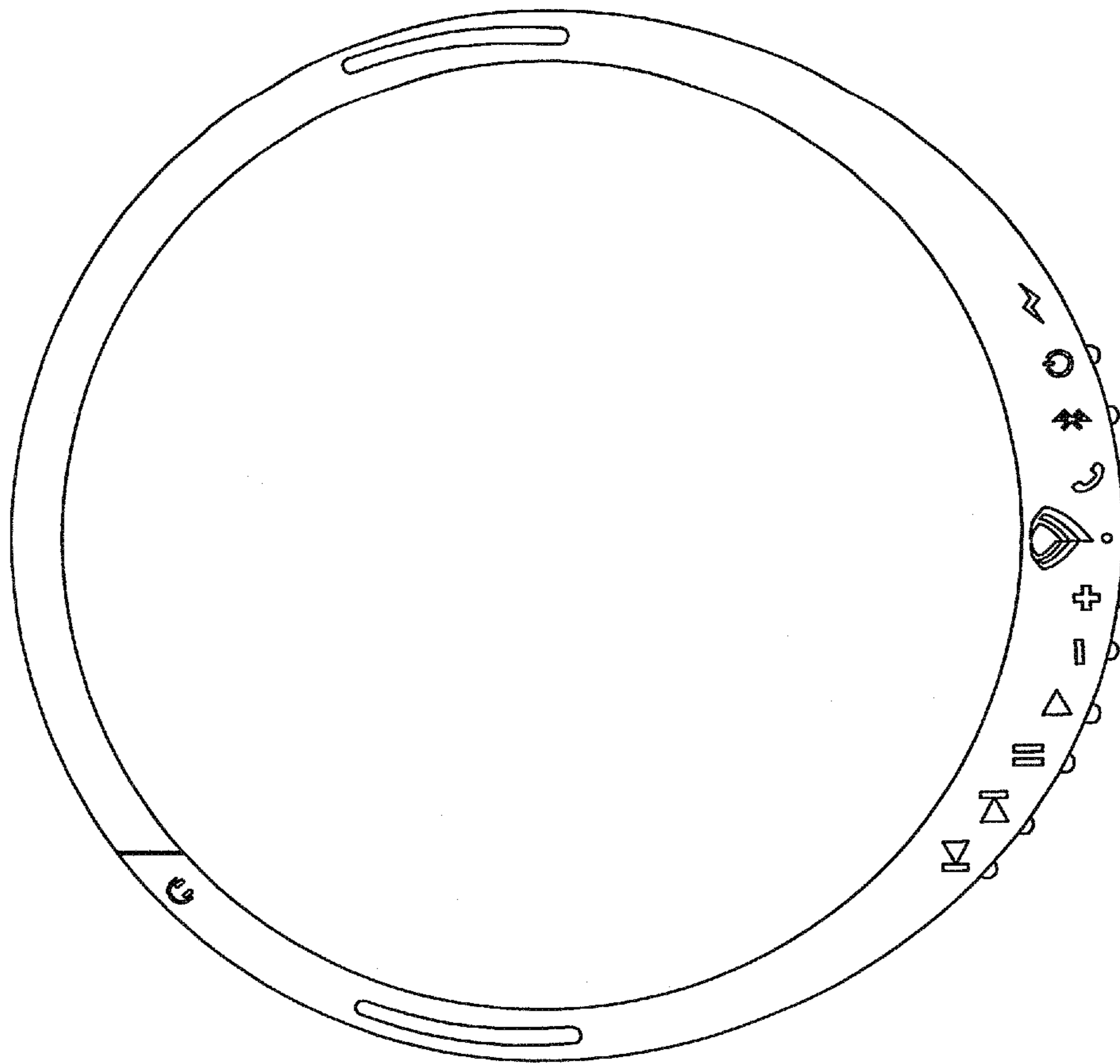


FIG. 3

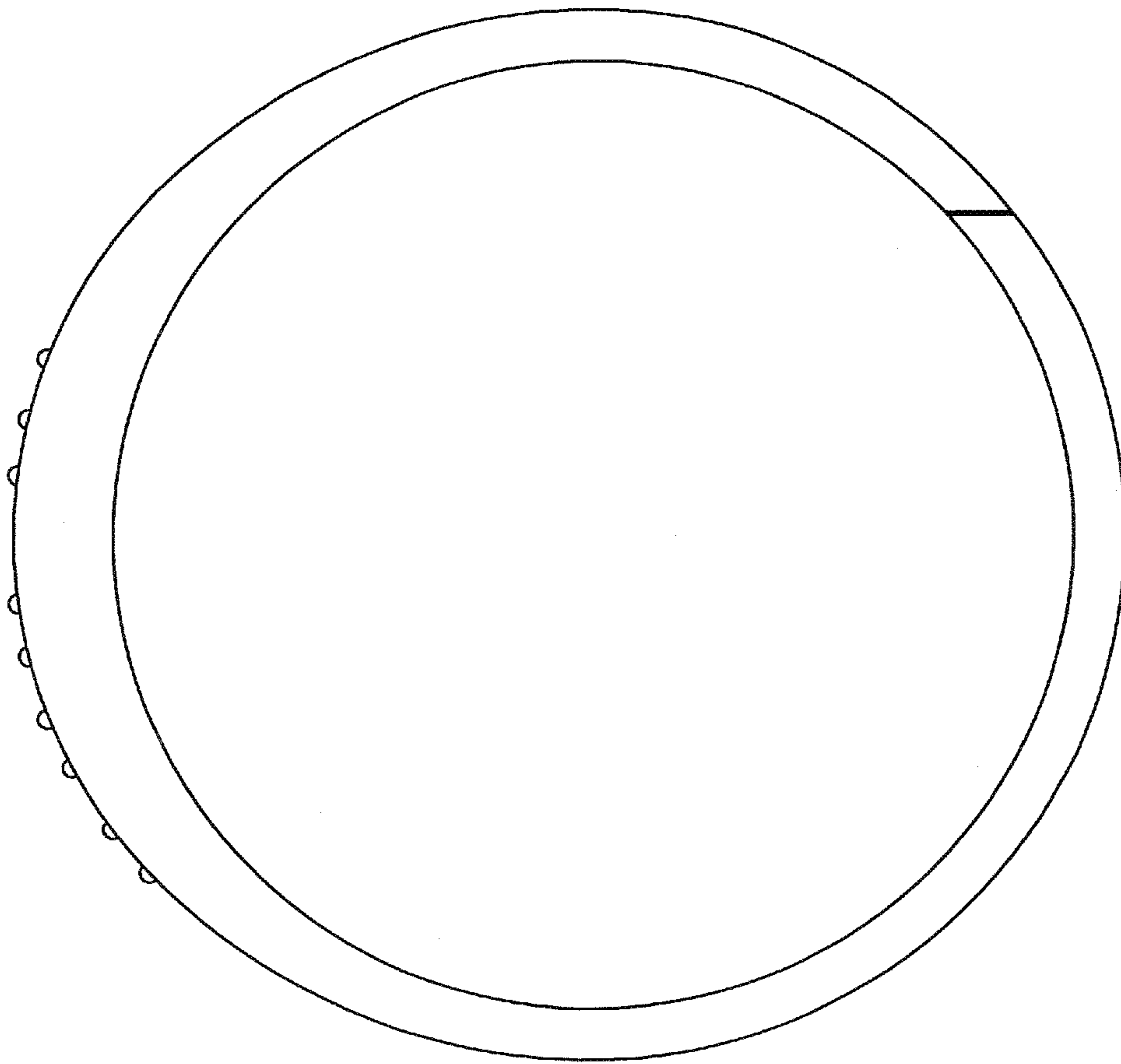


FIG. 4

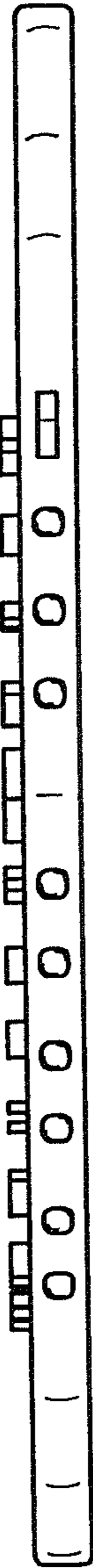


FIG. 5



FIG. 6

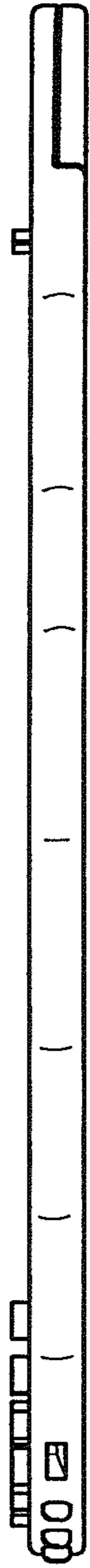


FIG. 7





FIG. 8