



US00D769314S

(12) **United States Design Patent**
Piroddi et al.

(10) **Patent No.:** **US D769,314 S**

(45) **Date of Patent:** **** Oct. 18, 2016**

(54) **DISPLAY SCREEN WITH ICONS**

(71) Applicant: **YOUR VOICE USA CORP.**, New York, NY (US)

(72) Inventors: **Roberto Piroddi**, Milan (IT); **Paolo Siligoni**, Milan (IT); **Luca Agostini**, Milan (IT)

(73) Assignee: **Your Voice USA Corp.**, New York, NY (US)

(**) Term: **15 Years**

(21) Appl. No.: **29/531,942**

(22) Filed: **Jun. 30, 2015**

(51) **LOC (10) Cl.** **14-04**

(52) **U.S. Cl.**
USPC **D14/488**

(58) **Field of Classification Search**
USPC D14/485-495
CPC G06F 3/04817; G06F 3/0481; G06F 3/0482; G06F 3/04844; G06F 3/04847
See application file for complete search history.

(56) **References Cited**

U.S. PATENT DOCUMENTS

| | | | | | | |
|----------|---|---|---------|-----------|-------|---------|
| D557,699 | S | * | 12/2007 | Kim | | D14/485 |
| D697,525 | S | * | 1/2014 | Nishizawa | | D14/487 |
| D698,809 | S | * | 2/2014 | Funabashi | | D14/487 |
| D705,799 | S | * | 5/2014 | Funabashi | | D14/487 |
| D711,395 | S | * | 8/2014 | Hanson | | D14/485 |
| D715,317 | S | * | 10/2014 | Pearce | | D14/486 |
| D717,335 | S | * | 11/2014 | Sakuma | | D14/487 |

| | | | | | | |
|--------------|----|---|---------|----------|-------|------------------------|
| D737,833 | S | * | 9/2015 | Anzures | | D14/485 |
| D740,308 | S | * | 10/2015 | Kim | | D14/486 |
| D741,360 | S | * | 10/2015 | Connolly | | D14/488 |
| D746,828 | S | * | 1/2016 | Arai | | D14/485 |
| D753,690 | S | * | 4/2016 | Vazquez | | D14/486 |
| D755,820 | S | * | 5/2016 | Wang | | D14/486 |
| 2001/0045965 | A1 | * | 11/2001 | Orbanes | | G06F 3/0346 715/841 |
| 2015/0043311 | A1 | * | 2/2015 | Agostini | | G08C 23/02 367/197 |
| 2015/0091813 | A1 | * | 4/2015 | Agostini | | G06F 3/0412 345/173 |

* cited by examiner

Primary Examiner — Sheryl Lane

Assistant Examiner — Katherine Glennon

(74) *Attorney, Agent, or Firm* — Workman Nydegger

(57) **CLAIM**

The ornamental design for a display screen with icons, as shown and described.

DESCRIPTION

FIG. 1 is a front view of a display screen with icons showing our new design; and, FIG. 2 is a front view of a second embodiment thereof. The changes in greyscale in the drawings correspond to relative changes in color gradation. The outermost broken line showing of the display screen with icons is included for the purpose of illustrating the article and forms no part of the claimed design. The broken lines within the display screen represent elements of the graphical user interface, text, and symbols that form no part of the claimed design.

1 Claim, 2 Drawing Sheets

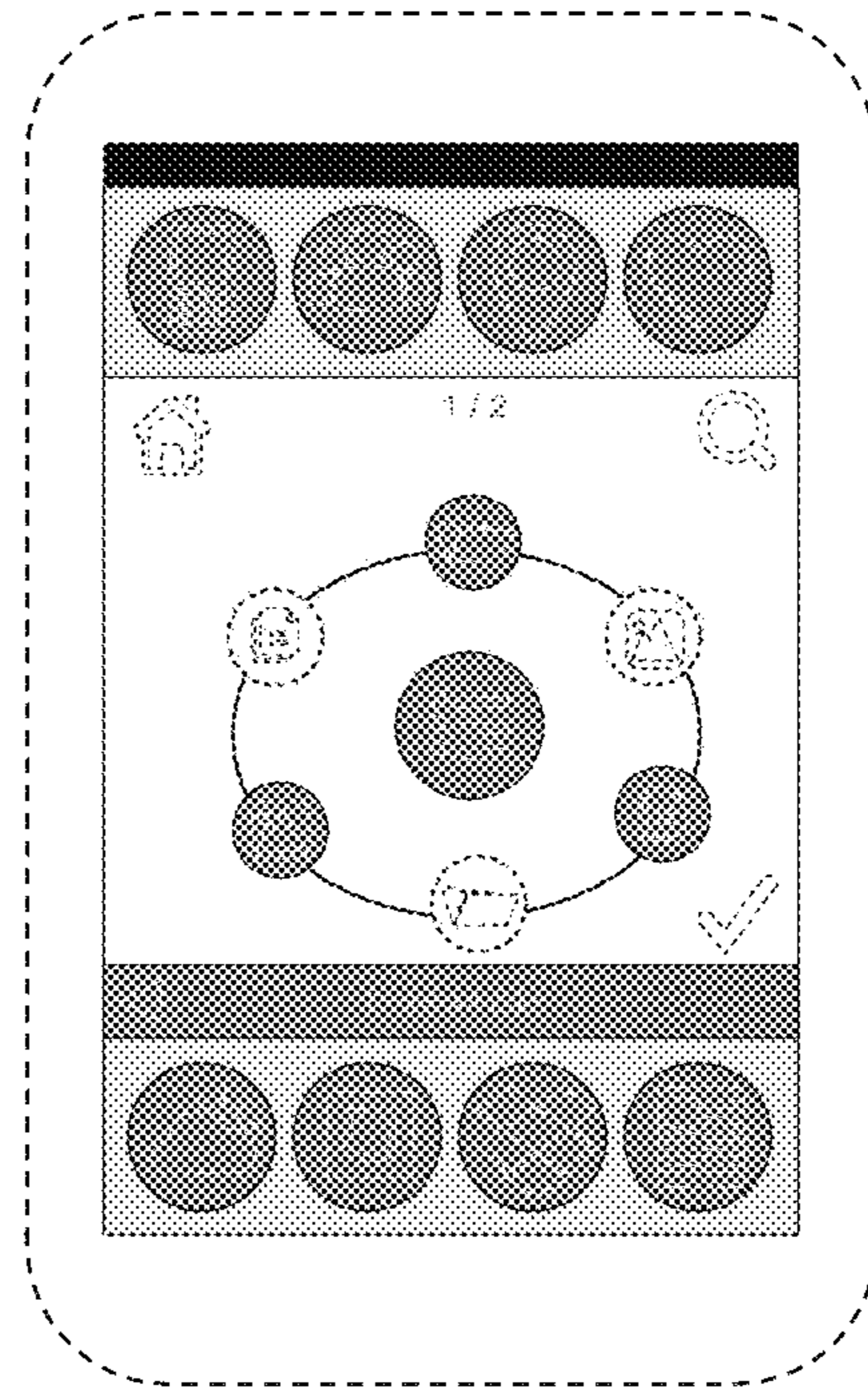
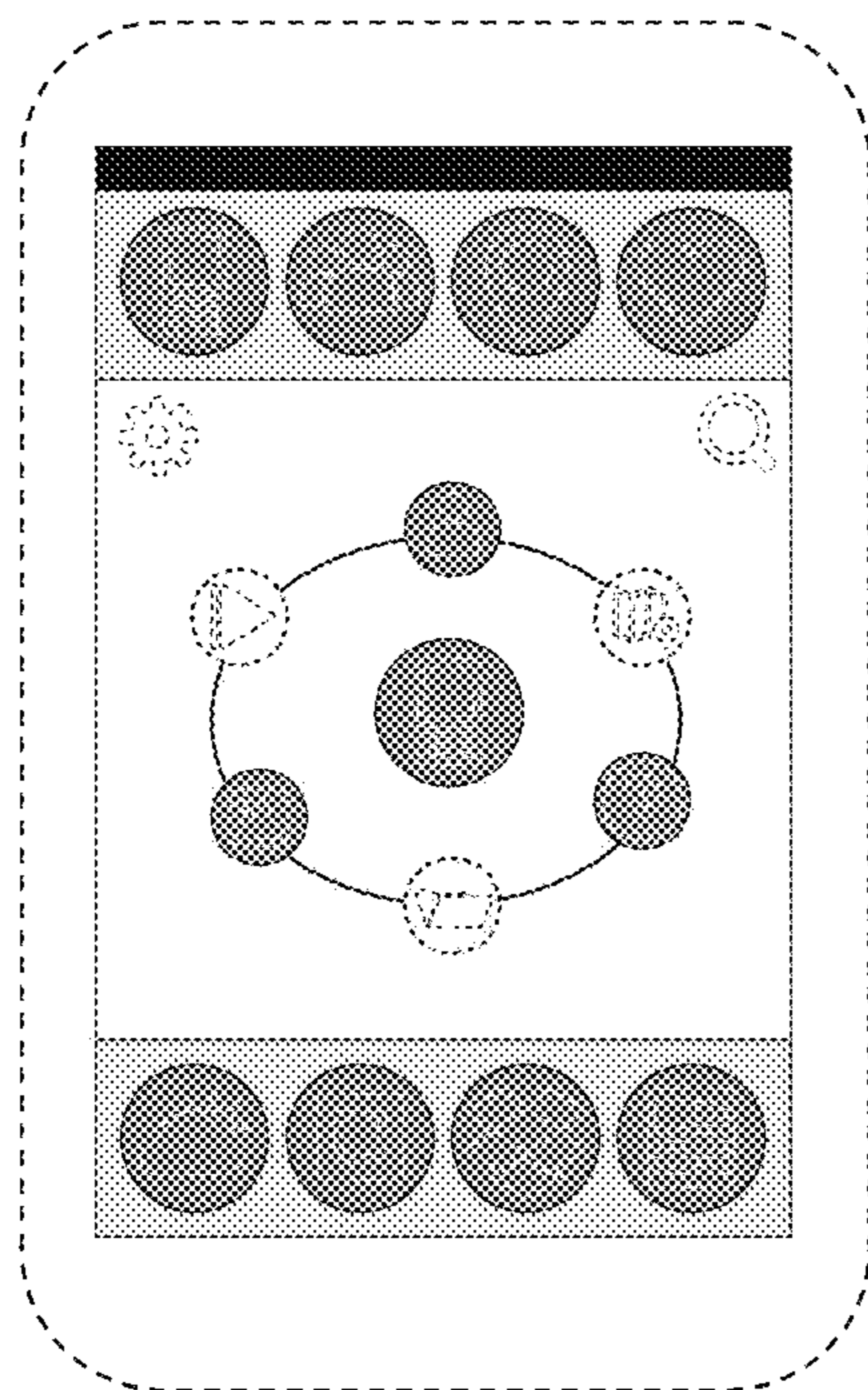


FIG. 1

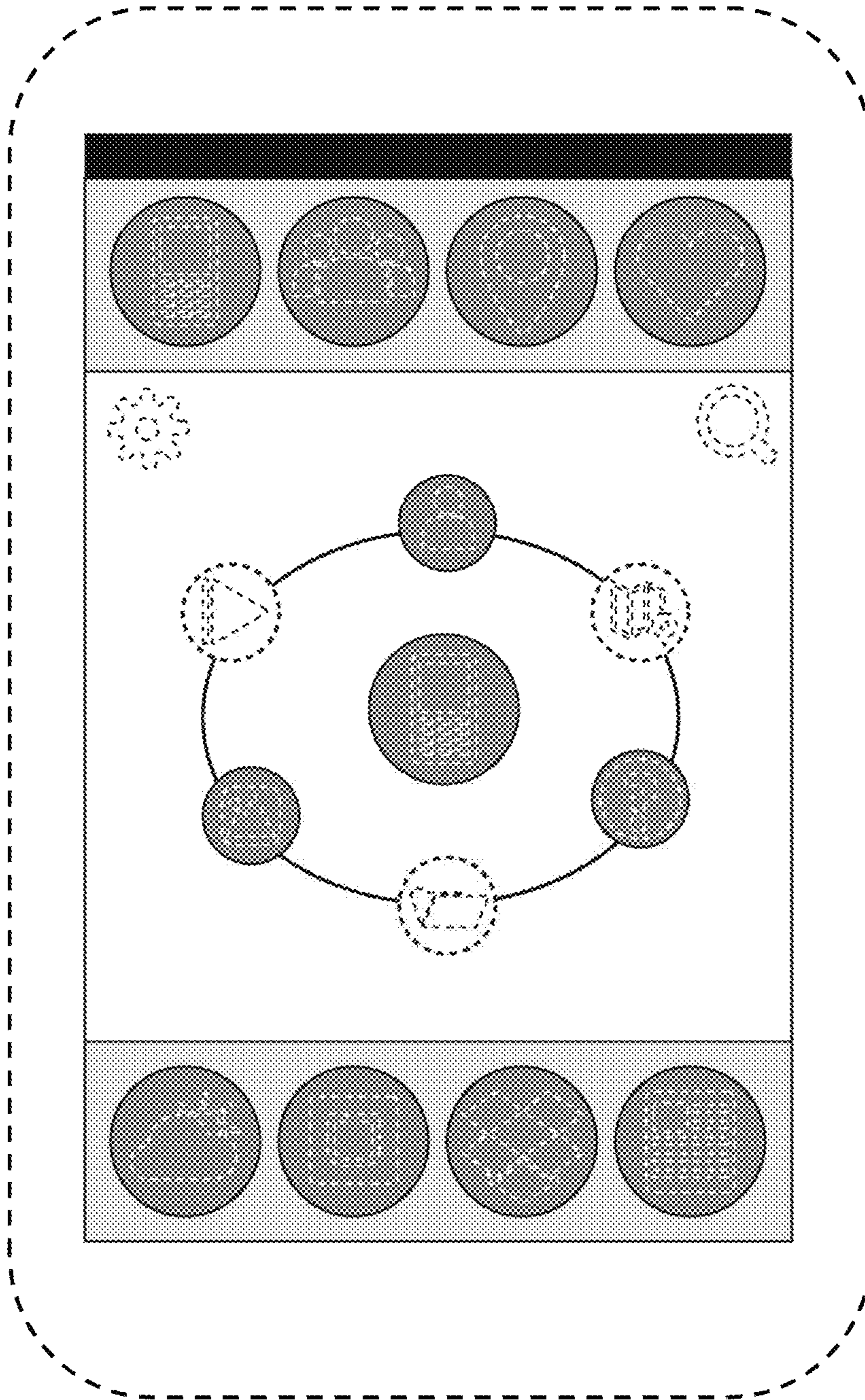


FIG. 2

