

US00D769278S

(12) **United States Design Patent**
Ukrainsky et al.

(10) **Patent No.:** **US D769,278 S**
(45) **Date of Patent:** **** Oct. 18, 2016**

(54) **DISPLAY SCREEN WITH GRAPHICAL USER INTERFACE FOR AUSCULTATION POINTS**

8,579,834 B2 * 11/2013 Davis A61B 5/0031
600/509

(71) Applicant: **Comprehensive Telemedicine**, New York, NY (US)

8,630,867 B2 1/2014 Yoo
D710,014 S 7/2014 Johnson
8,799,010 B2 8/2014 Kaundinya et al.

(Continued)

(72) Inventors: **Gennady Ukrainsky**, New York, NY (US); **Boris Sagalovich**, New York, NY (US); **Danny Kopit**, Brooklyn, NY (US)

FOREIGN PATENT DOCUMENTS

WO WO2013184315 A1 12/2013

(73) Assignee: **COMPREHENSIVE TELEMEDICINE**, New York, NY (US)

OTHER PUBLICATIONS

'6 iPhone Apps That Will Make You Seem as Smart as a Doctor'. [businessinsider.com](http://www.businessinsider.com/how-to-beef-up-your-medical-skills-and-become-a-better-doctor-with-6-great-iphone-apps-2011-5) [online]. May 5, 2011 [retrieved Apr. 26, 2016]. Retrieved from the Internet: <URL: <http://www.businessinsider.com/how-to-beef-up-your-medical-skills-and-become-a-better-doctor-with-6-great-iphone-apps-2011-5>>.*

(Continued)

(**) Term: **14 Years**

Primary Examiner — Mary Ann Calabrese
Assistant Examiner — Megan M Majcher Hartnett
(74) *Attorney, Agent, or Firm* — Ash Tankha; Lipton, Weinberger & Husick

(21) Appl. No.: **29/514,416**

(22) Filed: **Jan. 13, 2015**

(51) **LOC (10) Cl.** **14-04**

(52) **U.S. Cl.**
USPC **D14/486**

(58) **Field of Classification Search**
USPC D14/485-495
CPC ... G06F 17/212; G06F 19/3406; A61B 5/02; G06T 13/80

See application file for complete search history.

(57) **CLAIM**

The ornamental design for a display screen with graphical user interface for auscultation points, as shown and described.

(56) **References Cited**

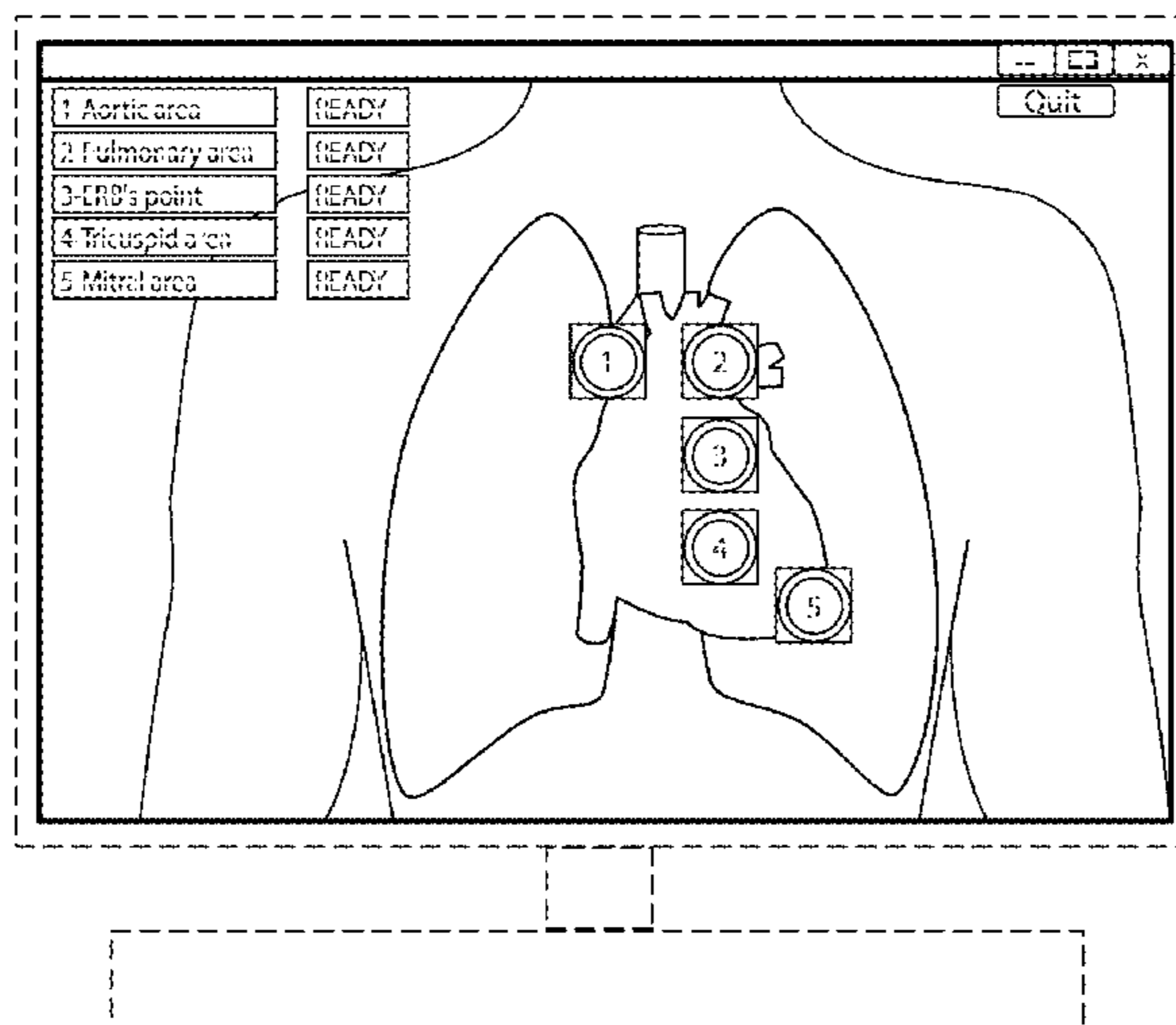
DESCRIPTION

U.S. PATENT DOCUMENTS

D388,421 S *	12/1997	Polson	D14/494
D388,422 S *	12/1997	Polson	D14/494
D388,423 S *	12/1997	Polson	D14/494
D400,196 S *	10/1998	Cameron	D14/495
6,690,397 B1 *	2/2004	Daignault, Jr.	A61N 1/08 345/547
6,790,183 B2	9/2004	Murphy		
D533,875 S	12/2006	Miles et al.		
D589,974 S *	4/2009	Kase	D14/488
D614,634 S *	4/2010	Nilsen	D14/486
D619,609 S *	7/2010	Meziere	D14/486

FIG. 1 is a front elevational view of an ornamental design for a display screen with graphical user interface for auscultation points, in accordance with a first embodiment; and, FIG. 2 is a front elevational view of an ornamental design for a display screen with graphical user interface for auscultation points, in accordance with a second embodiment. The broken line showing of a display screen, text, and numerals in FIGS. 1-2 is for the purpose of illustrating environment and forms no part of the claimed design.

1 Claim, 2 Drawing Sheets



(56)

References Cited

U.S. PATENT DOCUMENTS

D714,336 S * 9/2014 Cojuangco D14/486
 D743,982 S * 11/2015 Lee D14/486
 9,180,302 B2 * 11/2015 Drees A61N 1/37282
 D752,622 S * 3/2016 Cojuangco D14/486
 D752,646 S * 3/2016 Miles D14/495
 9,398,887 B2 * 7/2016 Miyazawa G06F 19/321
 2013/0071826 A1 3/2013 Johnson
 2015/0097869 A1 * 4/2015 Oh G06F 19/3406
 345/635
 2015/0199095 A1 * 7/2015 Lahtivuori A61M 16/0051
 715/763
 2015/0269325 A1 * 9/2015 Ohta G06F 19/3406
 715/771
 2016/0206380 A1 * 7/2016 Sparks A61N 1/37247

OTHER PUBLICATIONS

Emadeen, Hamza. '10 iPad medical apps every doctor should has [sic]'. goomedic.com [online]. Oct. 20, 2011 [retrieved Apr. 26, 2016]. Retrieved from the Internet: <URL: <http://www.goomedic.com/10-ipad-medical-apps-every-doctor-should-has.html>>.*
 NG, Sher Rill. 'Burn Calculator'. dribbble.com [online]. Nov. 2, 2014 [retrieved Apr. 26, 2016]. Retrieved from the Internet: <URL: <https://dribbble.com/shots/1791244-Burn-Calculator>>.*
 McDonald, Kate. '3D modelling to pinpoint skin lesions on ApreSkin app'. ozmedicalapps.com [online]. Sep. 15, 2014 [retrieved Apr. 26, 2016]. Retrieved from the Internet: <URL: <http://www.ozmedicalapps.com.au/home/news-archive/17-3d-modelling-to-pinpoint-skin-l>>.*

* cited by examiner

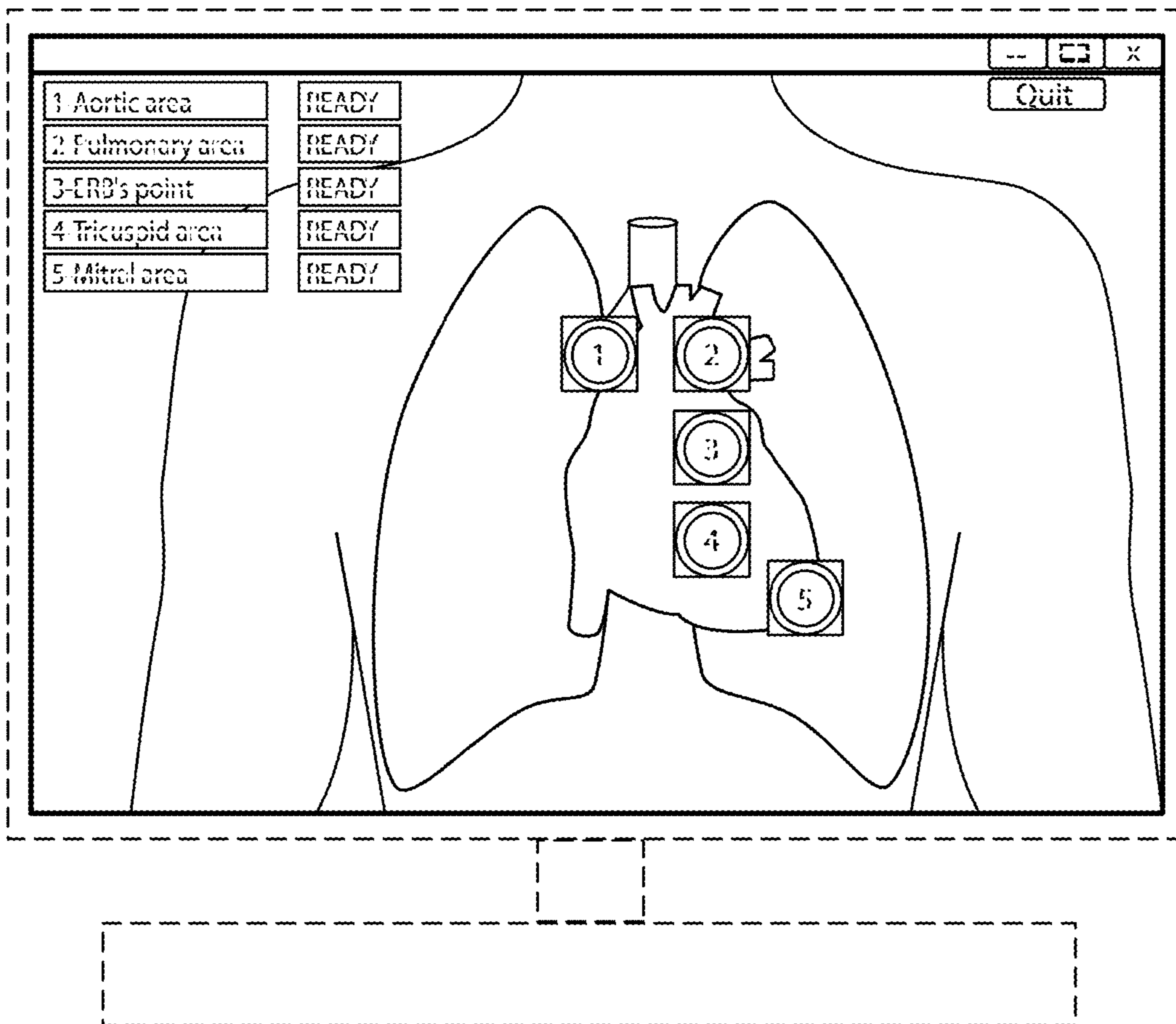


FIG. 1

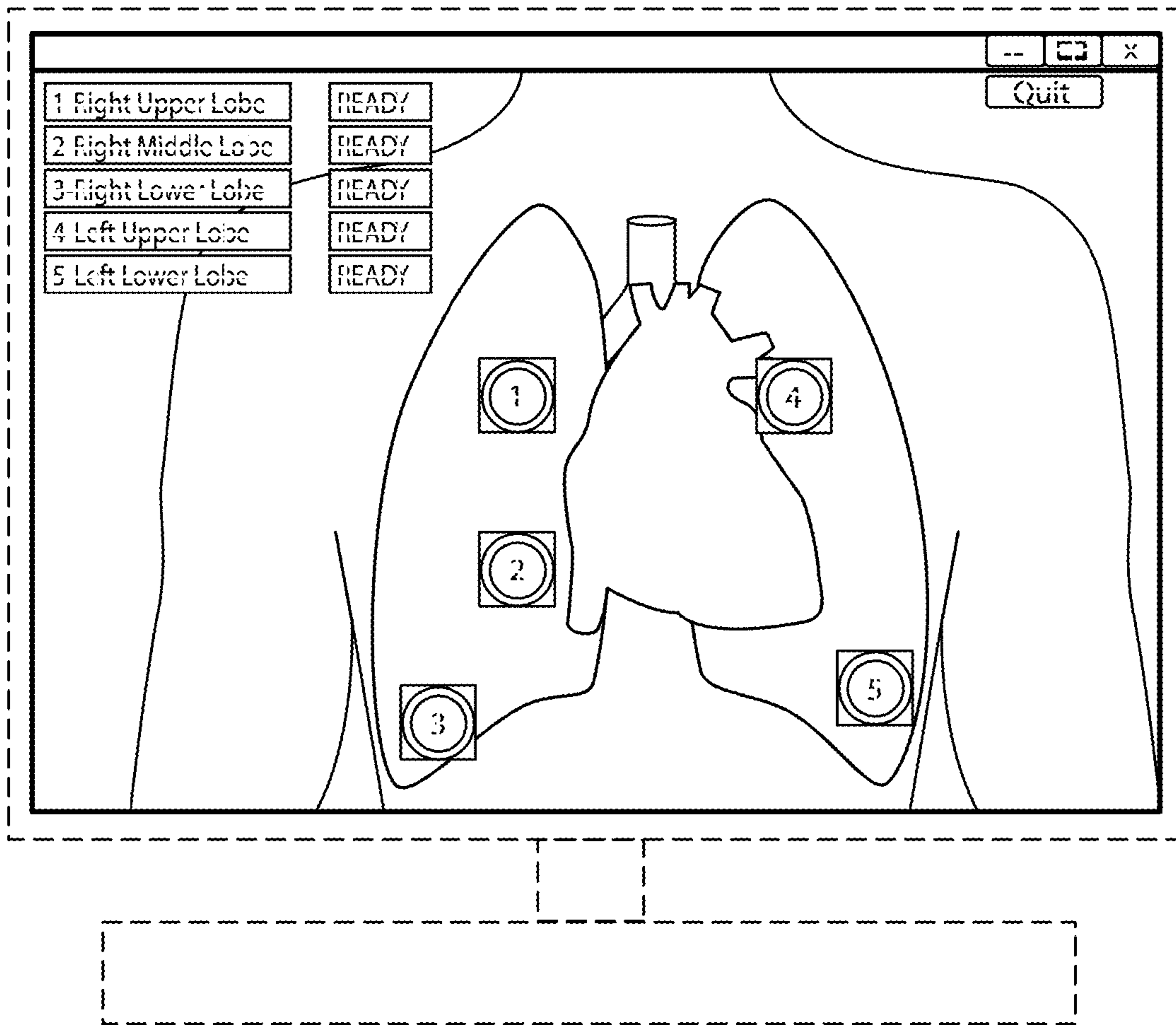


FIG. 2