



US00D769276S

(12) **United States Design Patent** (10) **Patent No.:** **US D769,276 S**
Safir (45) **Date of Patent:** **** Oct. 18, 2016**

(54) **DISPLAY SCREEN OR PORTION THEREOF WITH GRAPHICAL USER INTERFACE**

(71) Applicant: **Hologic, Inc.**, Bedford, MA (US)

(72) Inventor: **Fareeha Safir**, Brighton, MA (US)

(73) Assignee: **Hologic, Inc.**, Bedford, MA (US)

(**) Term: **14 Years**

(21) Appl. No.: **29/504,010**

(22) Filed: **Oct. 1, 2014**

(51) **LOC (10) Cl.** **14-04**

(52) **U.S. Cl.**
USPC **D14/486**

(58) **Field of Classification Search**
USPC D14/485-495
CPC .. G06F 3/048; G06F 3/0481; G06F 3/04842;
G06F 3/04847; G06F 3/0488; G06F 3/017;
G06F 3/165; G06F 3/16; H04M 1/72552;
H04M 1/72555

See application file for complete search history.

D648,342	S	*	11/2011	Pearson	D14/486
D667,018	S	*	9/2012	Clanton	D14/485
D672,784	S	*	12/2012	Clanton	D14/485
D683,748	S	*	6/2013	Chutani	D14/487
D686,240	S	*	7/2013	Lin	D14/488
D709,091	S	*	7/2014	Kwon	D14/489
2009/0106658	A1	*	4/2009	Crandall	G11B 27/105 715/716
2009/0307306	A1	*	12/2009	Jalon	G06F 17/30126 709/203
2011/0261060	A1	*	10/2011	Waibel	G06T 13/80 345/473
2013/0032147	A1	*	2/2013	Robinson	A61M 16/0051 128/204.18
2013/0032149	A1	*	2/2013	Robinson	A61B 5/08 128/204.21

* cited by examiner

Primary Examiner — Darlington Ly
Assistant Examiner — Daniel J Domino
(74) *Attorney, Agent, or Firm* — Hologic, Inc.

(57) **CLAIM**
The ornamental design for a display screen or portion thereof with graphical user interface, as shown and described.

(56) **References Cited**

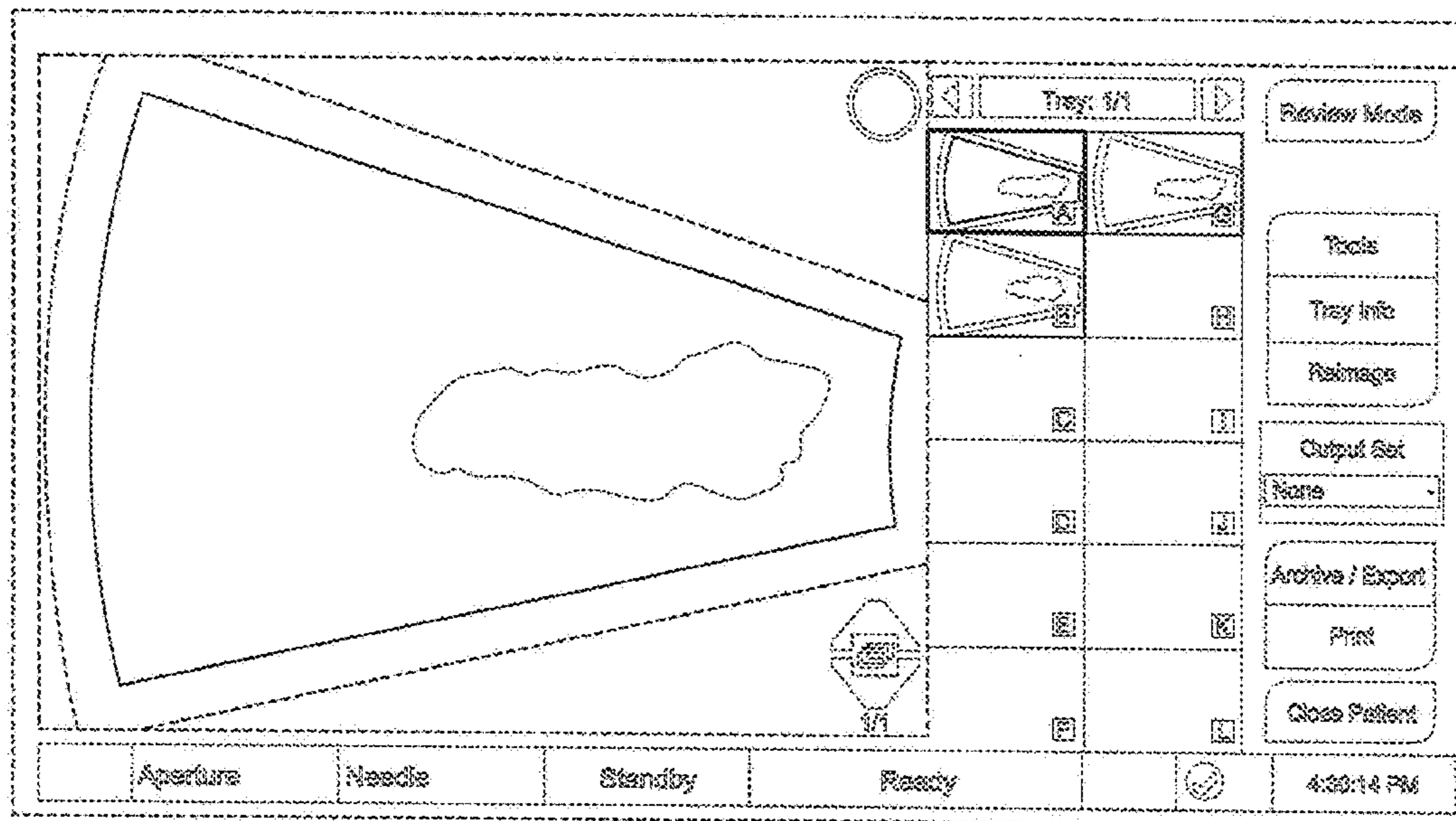
U.S. PATENT DOCUMENTS

D480,092	S	*	9/2003	Kreikemeier	D14/486
D554,661	S	*	11/2007	Hoover	D14/487
D574,395	S	*	8/2008	Loretan	D14/487
D605,201	S	*	12/2009	Lorenz	D14/488
D614,192	S	*	4/2010	Takano	D14/486
D615,099	S	*	5/2010	Barcheck	D14/492
D617,807	S	*	6/2010	Christie	D14/486
D625,313	S	*	10/2010	Jewitt	D14/485
D636,779	S	*	4/2011	Boush	D14/486

DESCRIPTION

FIG. 1 is a front view of a first image of a display screen or portion thereof with graphical user interface; and, FIG. 2 is a second image thereof. The outer broken line perimeter showing the display screen and the broken lines within said perimeter showing the graphical user interface are provided to illustrate portions of the article and forms no part of the claimed design.

1 Claim, 2 Drawing Sheets



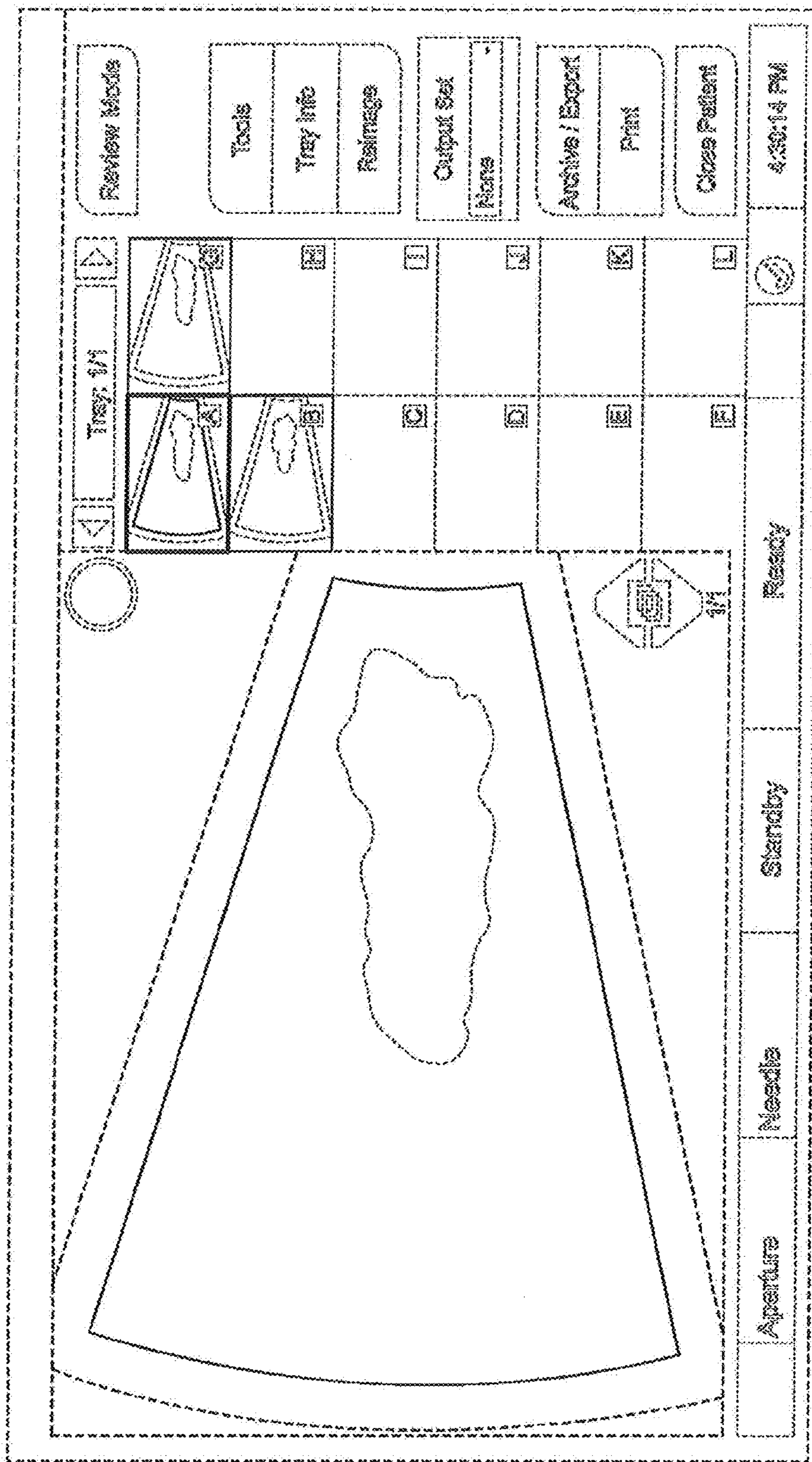


FIG. 1

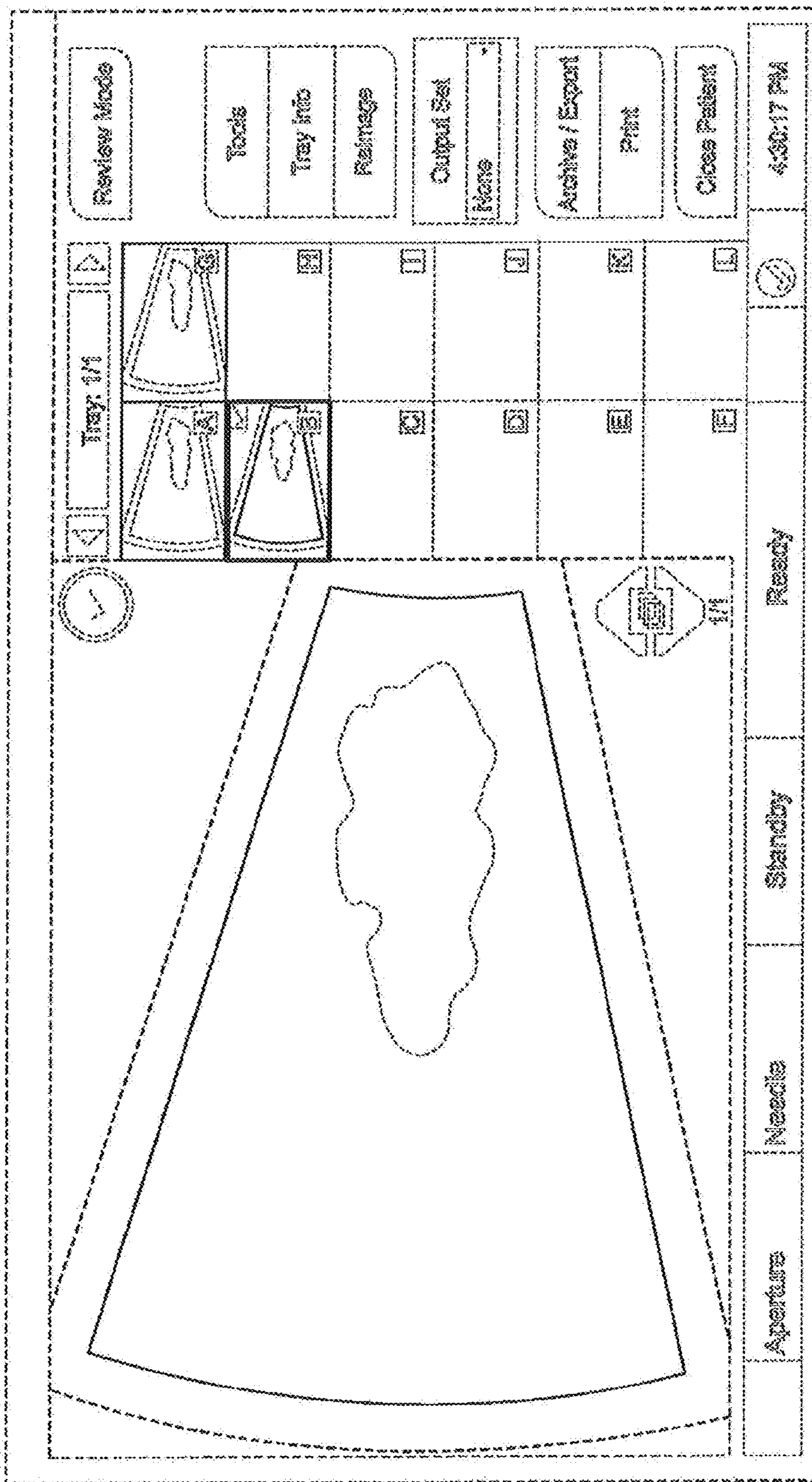


FIG. 2