



US00D769266S

(12) **United States Design Patent** (10) **Patent No.:** **US D769,266 S**
Gomez (45) **Date of Patent:** **** Oct. 18, 2016**

(54) **DISPLAY SCREEN WITH ANIMATED GRAPHICAL USER INTERFACE**

(71) Applicant: **Microsoft Corporation**, Redmond, WA (US)

(72) Inventor: **Harold Gomez**, Seattle, WA (US)

(73) Assignee: **Microsoft Corporation**, Redmond, WA (US)

(**) Term: **15 Years**

(21) Appl. No.: **29/534,475**

(22) Filed: **Jul. 29, 2015**

(51) **LOC (10) Cl.** **14-04**

(52) **U.S. Cl.**

USPC **D14/485**; D14/493

(58) **Field of Classification Search**

USPC D14/485–495

CPC .. G06F 3/0481; G06F 3/0482; G06F 3/0484;

G06F 3/0487; G06F 3/0488; G06F 3/048;

G06F 2203/048–2203/048063; H04L 41/22;

H04L 67/10; H04N 1/00408; H04M 1/2477

See application file for complete search history.

(56) **References Cited**

U.S. PATENT DOCUMENTS

7,180,524 B1 * 2/2007 Axelrod G01J 3/522

345/593

D541,810 S * 5/2007 Cummins D14/487

D552,618 S * 10/2007 Sato D14/486

D556,766 S * 12/2007 Keohane D14/487

D563,976 S * 3/2008 Yang D14/488

(Continued)

OTHER PUBLICATIONS

Launch screen | Google Material Design | posted at material.google.com no posting date given [online][site visited Jul. 13, 2016]. Available from Internet: <<https://material.google.com/patterns/launch-screens.html>>.*

Primary Examiner — Sheryl Lane

Assistant Examiner — Katherine Glennon

(74) *Attorney, Agent, or Firm* — Banner & Witcoff, Ltd.

(57) **CLAIM**

The ornamental design for a display screen with animated graphical user interface, as shown and described.

DESCRIPTION

FIG. 1 is the first image in a sequence for a display screen with animated graphical user interface showing our new design;

FIG. 2 is the second image thereof;

FIG. 3 is the third image thereof;

FIG. 4 is the fourth image thereof;

FIG. 5 is the fifth image thereof;

FIG. 6 is the sixth image thereof;

FIG. 7 is the seventh image thereof;

FIG. 8 is an enlarged partial view of the display screen with animated graphical user interface shown in FIG. 1;

FIG. 9 is an enlarged partial view of the display screen with animated graphical user interface shown in FIG. 2;

FIG. 10 is an enlarged partial view of the display screen with animated graphical user interface shown in FIG. 3;

FIG. 11 is an enlarged partial view of the display screen with animated graphical user interface shown in FIG. 4;

FIG. 12 is an enlarged partial view of the display screen with animated graphical user interface shown in FIG. 5;

FIG. 13 is an enlarged partial view of the display screen with animated graphical user interface shown in FIG. 6; and,


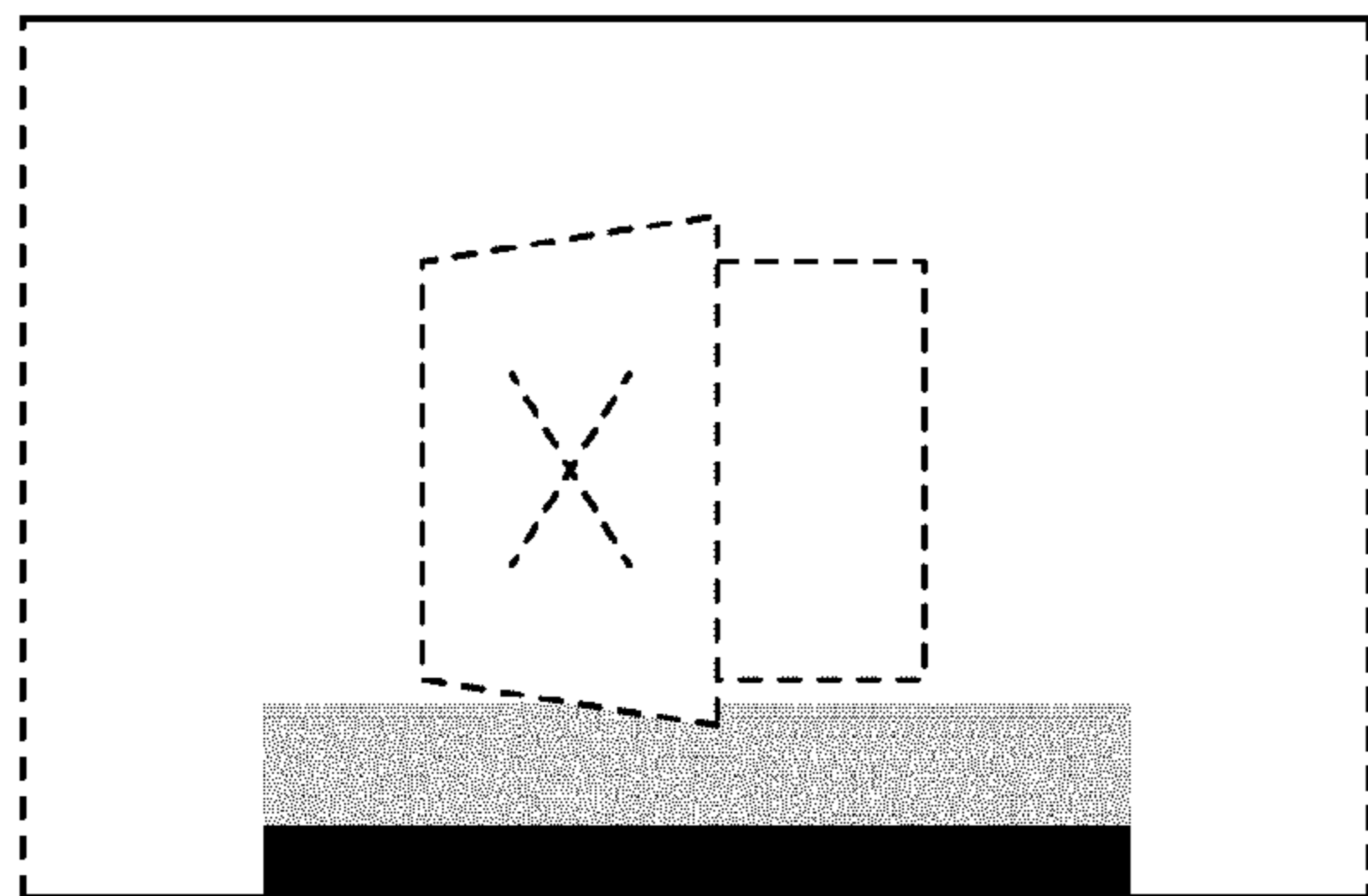
FIG. 14 is an enlarged partial view of the display screen with animated graphical user interface shown in FIG. 7.

The difference in shading indicates a contrast of appearance and does not depict any particular color, texture, or material.

The appearance of the animated graphical user interface sequentially transitions between the images shown in FIGS. 1-7 and 8-14. The process or period in which one image transitions to another forms no part of the claimed design.

The broken line showing of the display screen, text, and graphic features forms no part of the claimed design.

1 Claim, 14 Drawing Sheets



(56)

References Cited

U.S. PATENT DOCUMENTS

D588,153 S *	3/2009	Okada	D14/488	D687,051 S *	7/2013	Gardner	D14/486
D604,317 S *	11/2009	Hoefnagels	D14/488	D690,733 S *	10/2013	Yang	D14/489
D642,587 S *	8/2011	Jones	D14/485	D691,170 S *	10/2013	Thomsen	D14/487
D645,879 S *	9/2011	Cavanaugh	D14/488	D693,839 S *	11/2013	Hally	D14/486
D660,860 S *	5/2012	Louch	D14/485	D694,775 S *	12/2013	Gardner	D14/486
D668,671 S *	10/2012	Zaman	D14/488	D699,744 S *	2/2014	Ho Kushner	D14/488
D672,363 S *	12/2012	Reyna	D14/486	D704,218 S *	5/2014	Ahn	D14/492
D679,723 S *	4/2013	Tanghe	D14/487	D705,793 S *	5/2014	Lee	D14/486
D684,988 S *	6/2013	Gardner	D14/486	D725,672 S *	3/2015	Sakata	D14/489
				D727,932 S *	4/2015	Wang	D14/486
				D745,878 S *	12/2015	Abbas	D14/485

* cited by examiner




FIG. 1




FIG. 2




FIG. 3




FIG. 4




FIG. 5




FIG. 6




FIG. 7

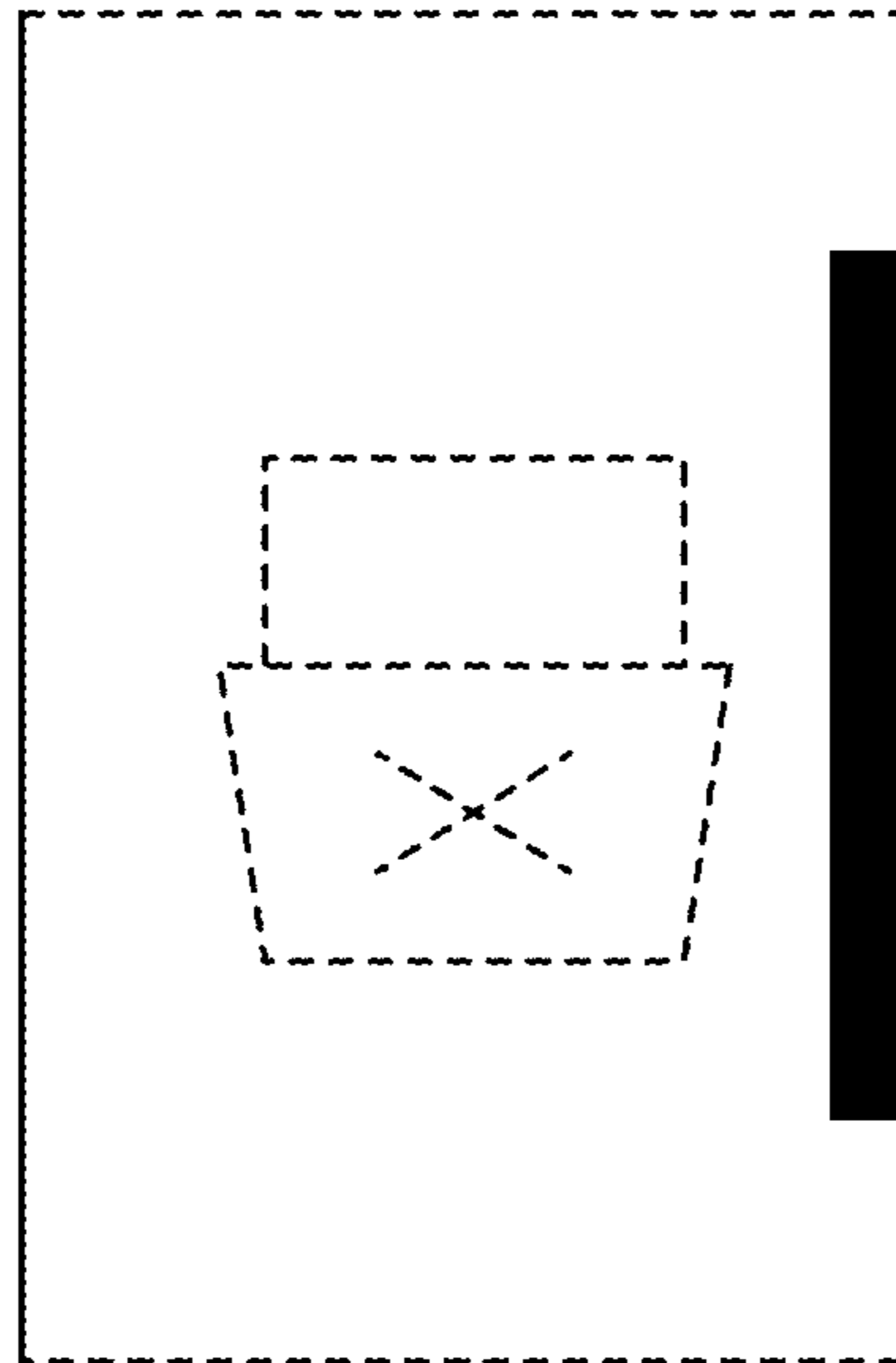


FIG. 8

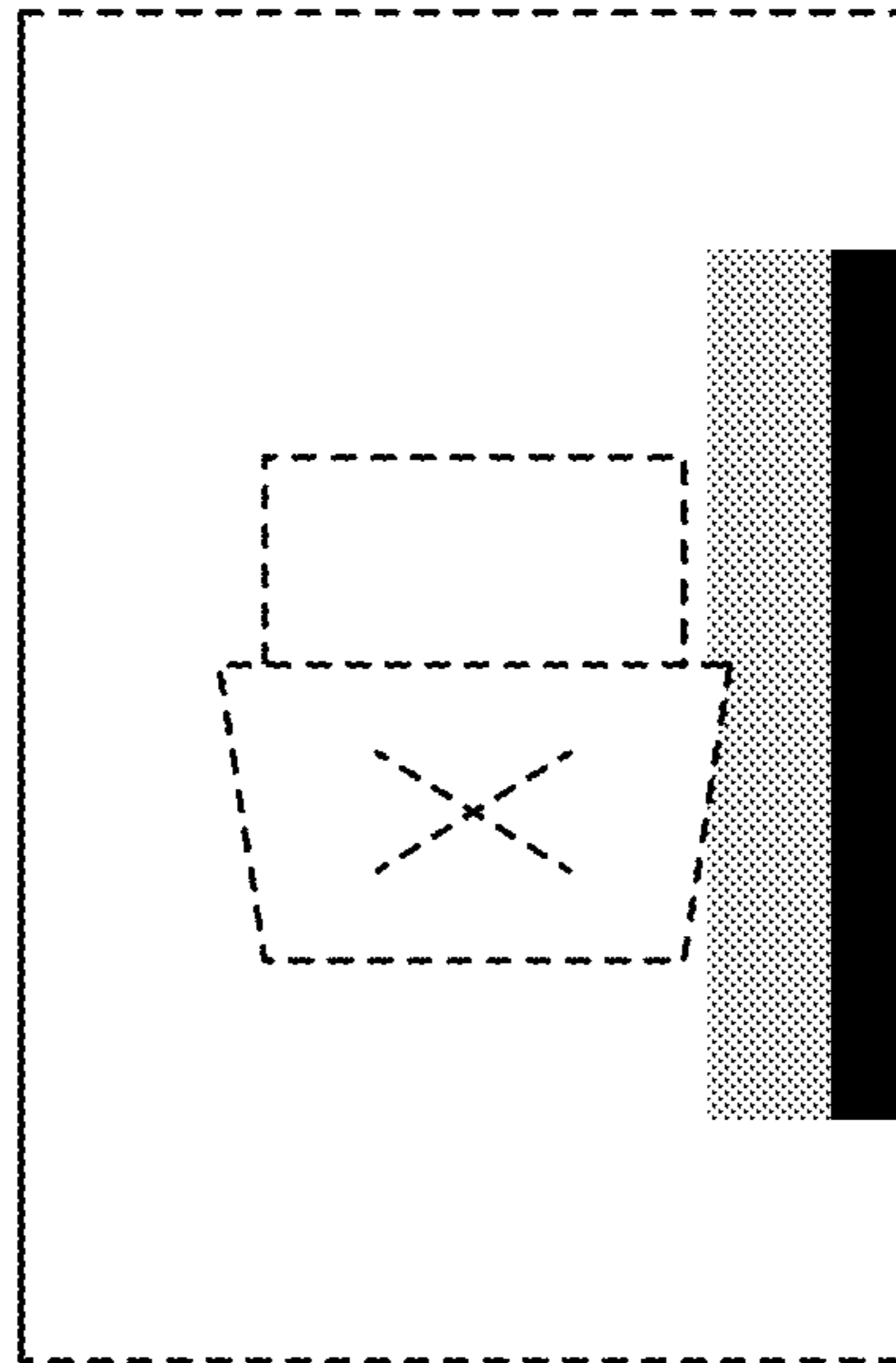


FIG. 9

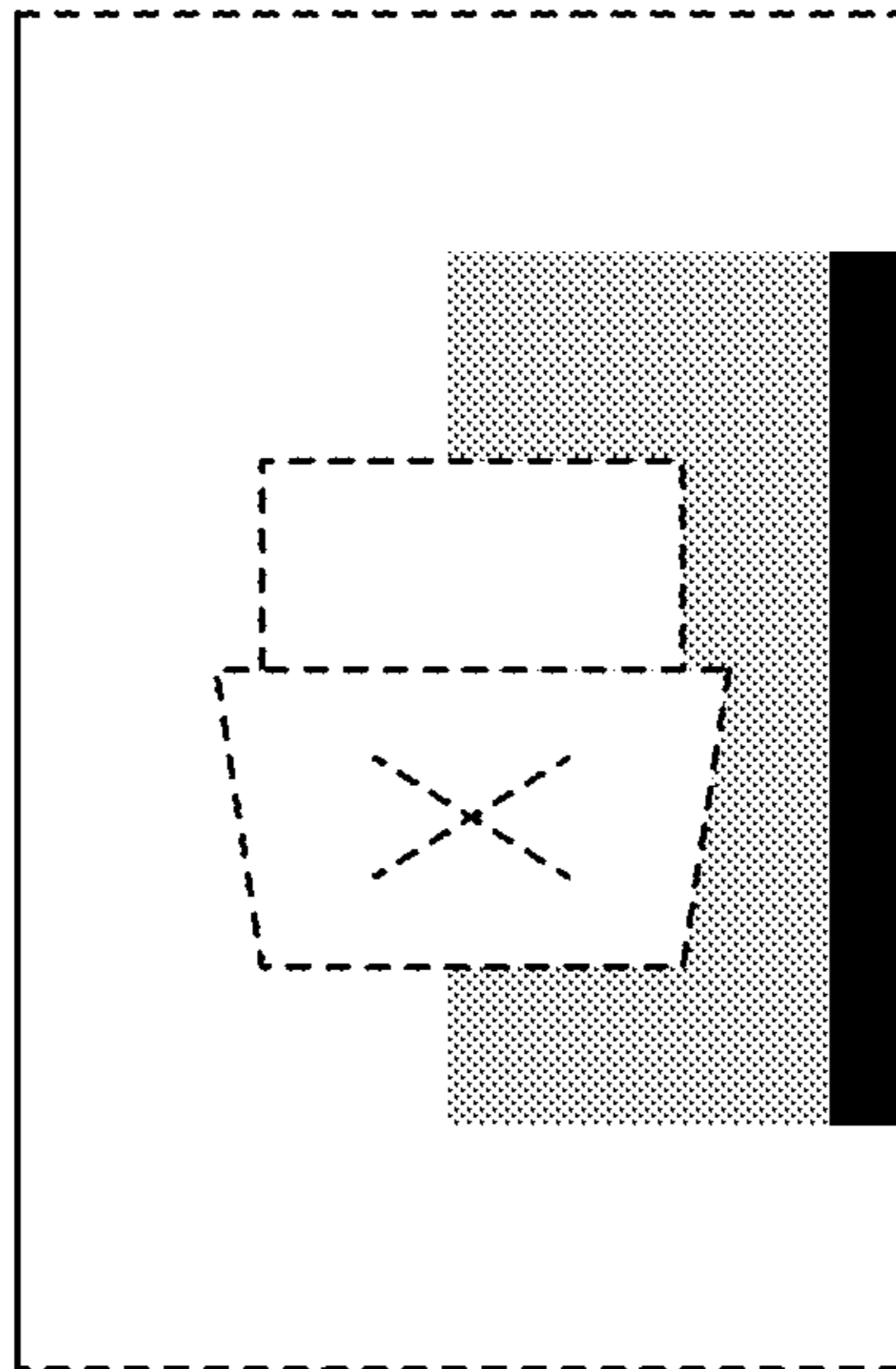


FIG. 10

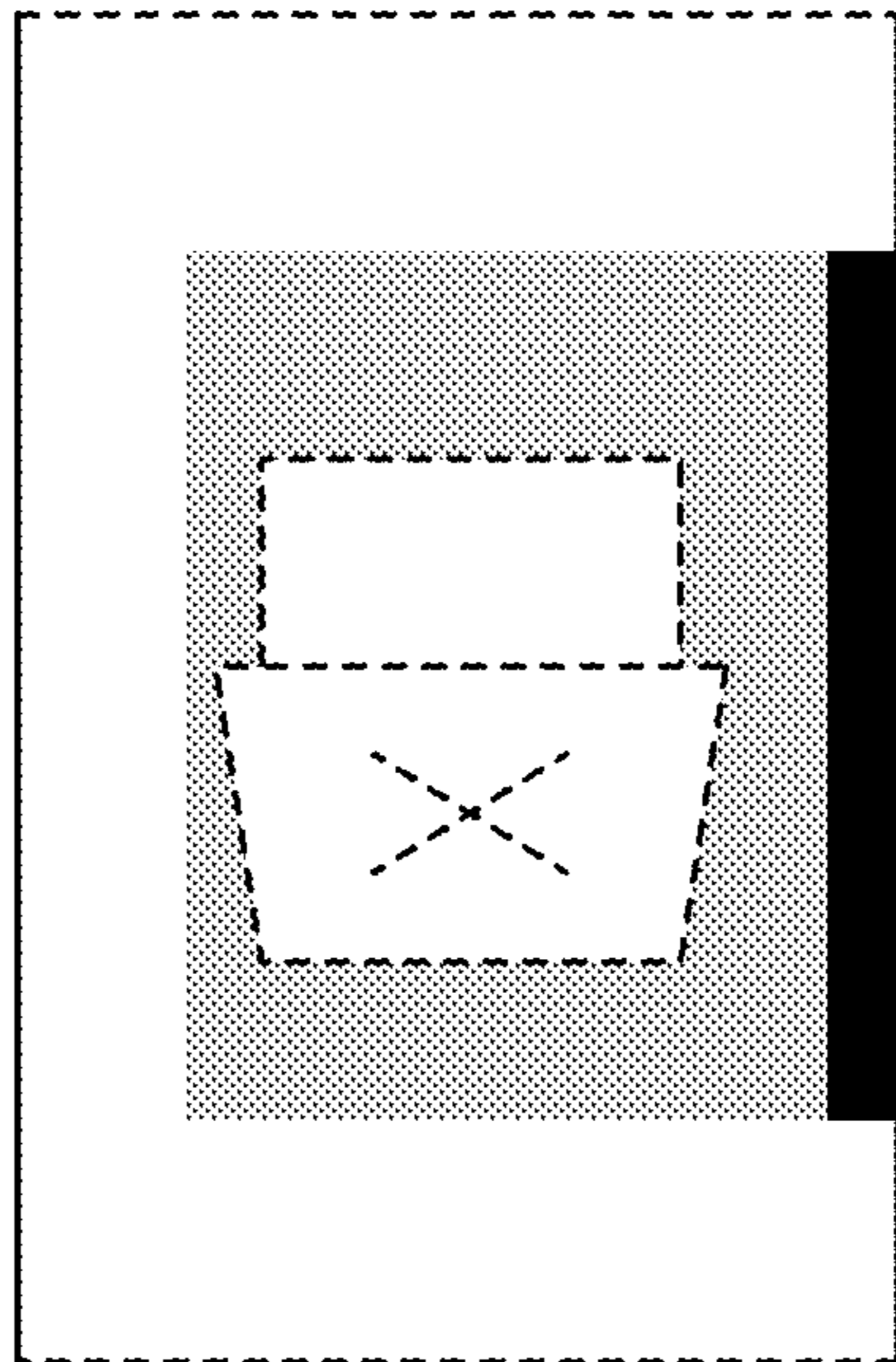


FIG. 11

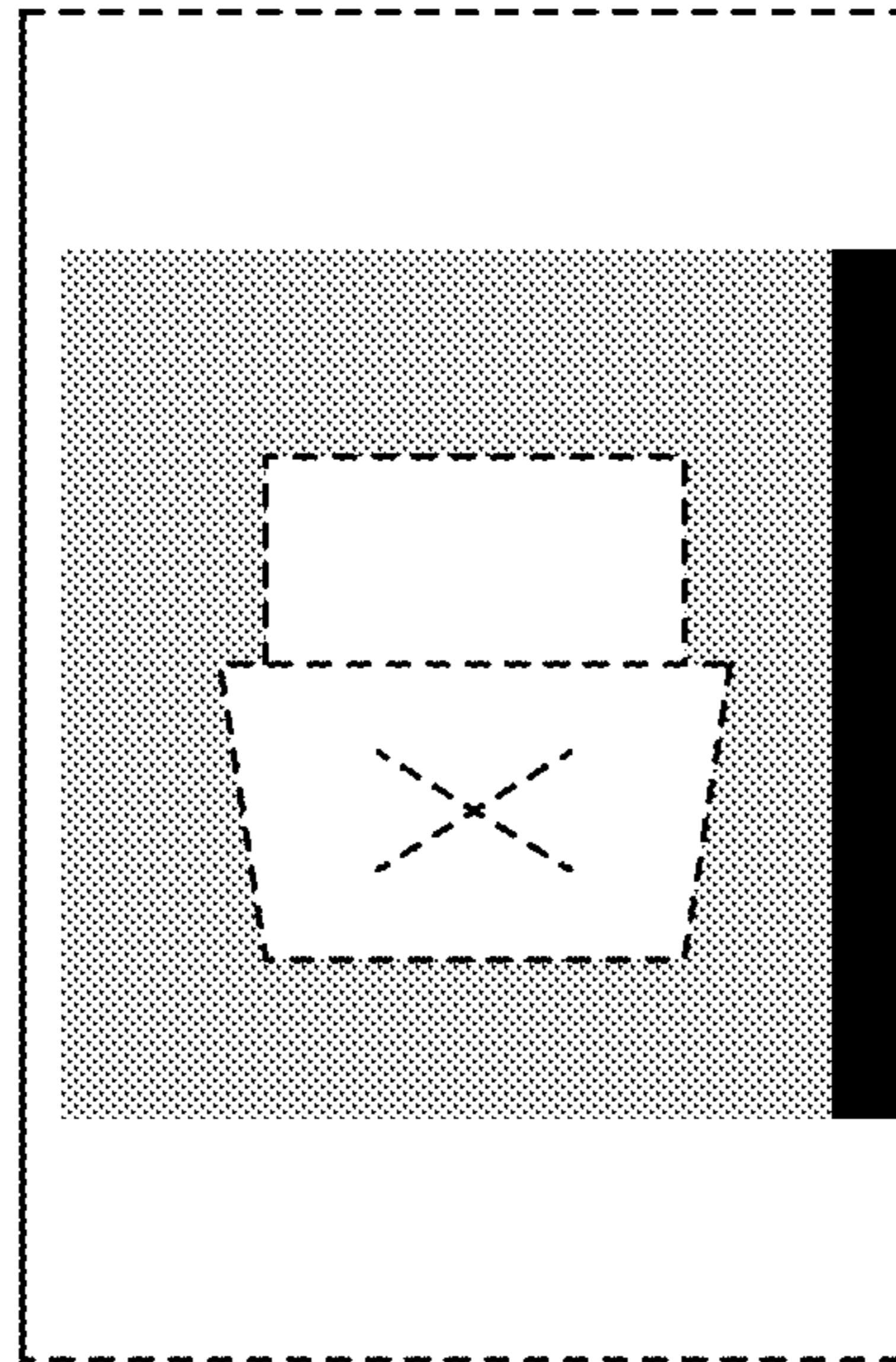


FIG. 12

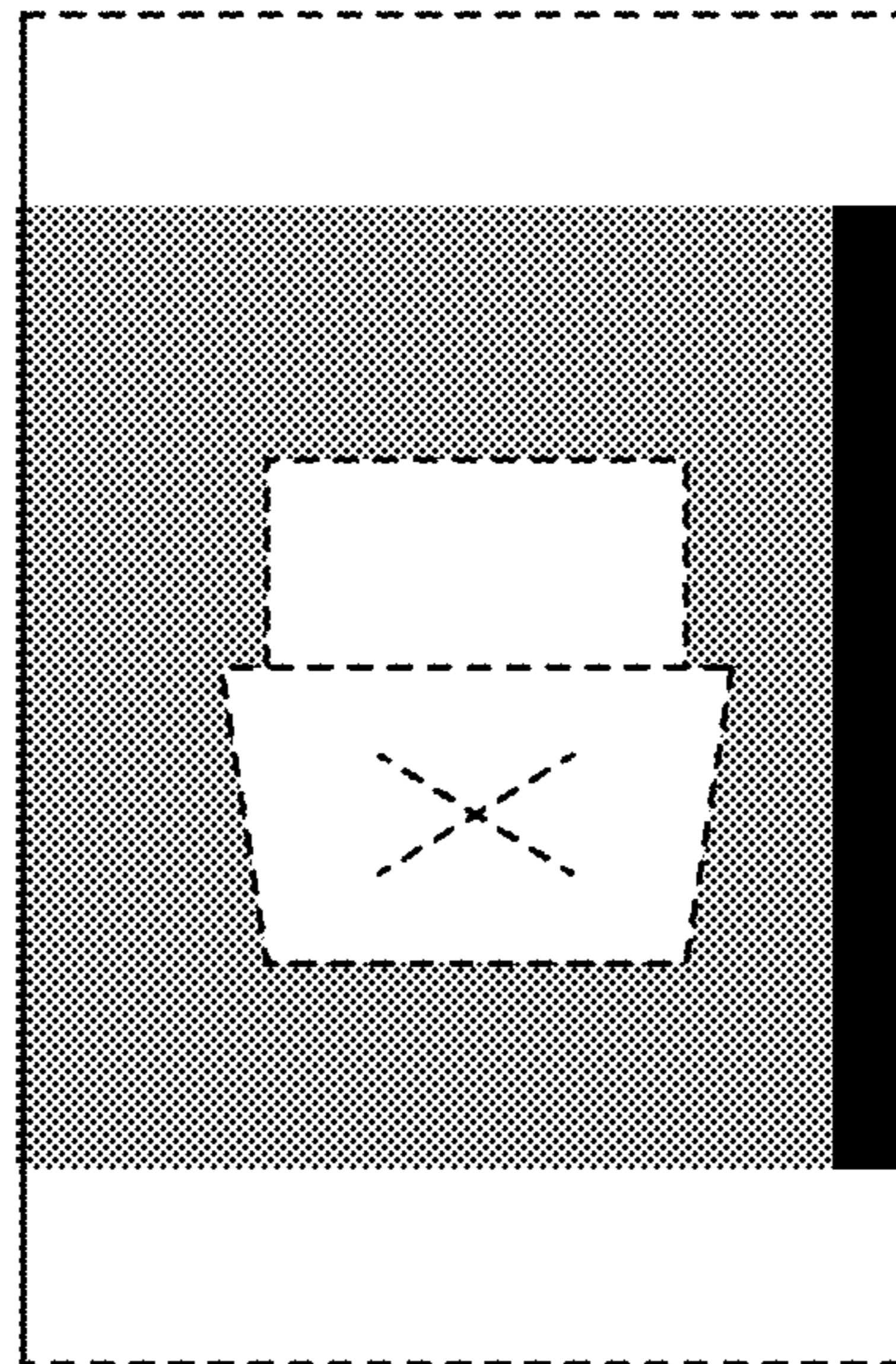


FIG. 13

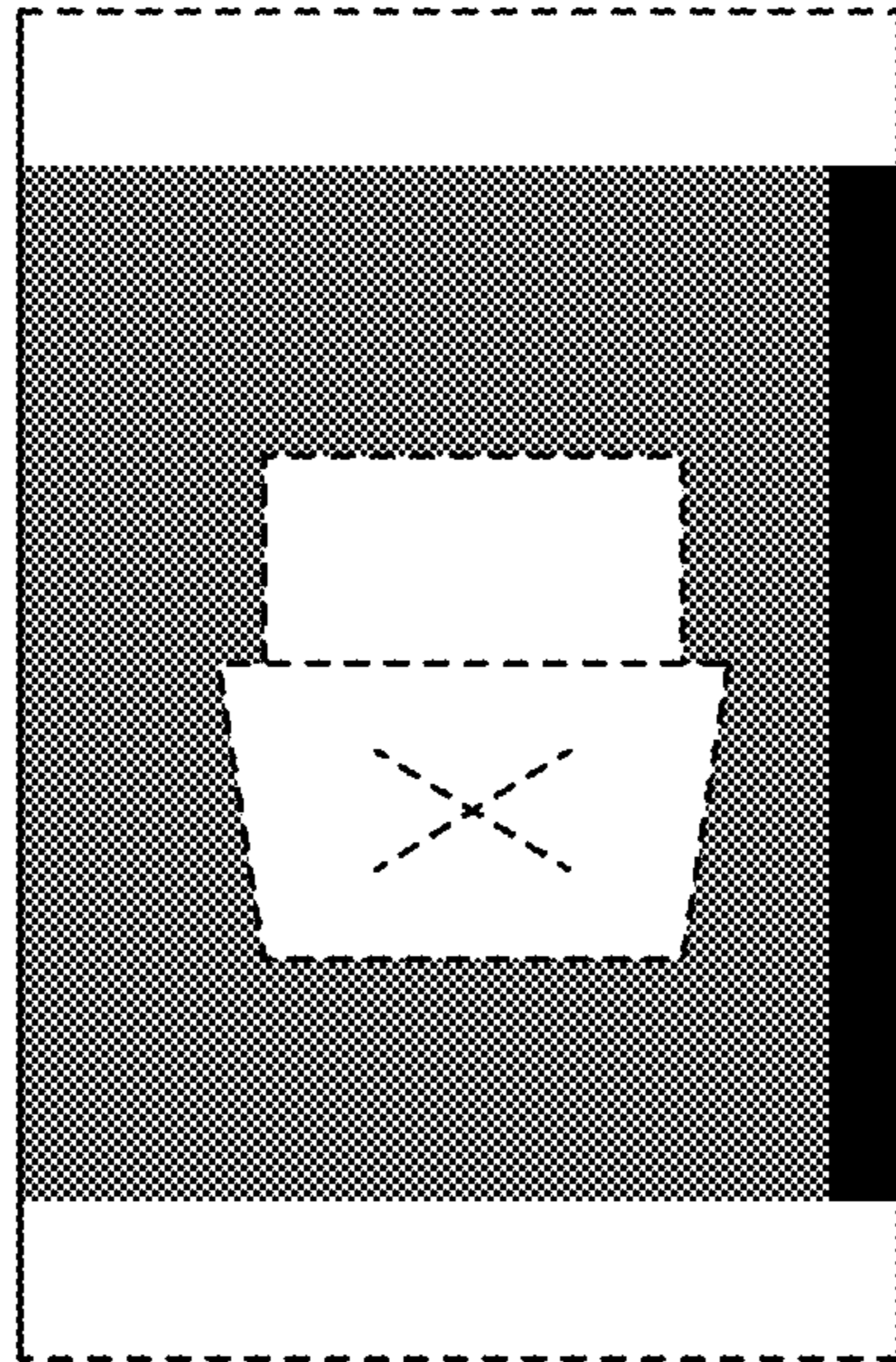


FIG. 14