

US00D769262S

(12) **United States Design Patent** (10) **Patent No.:** **US D769,262 S**
Gomez (45) **Date of Patent:** **** Oct. 18, 2016**

(54) **DISPLAY SCREEN WITH ANIMATED GRAPHICAL USER INTERFACE**
(71) Applicant: **Microsoft Corporation**, Redmond, WA (US)
(72) Inventor: **Harold Gomez**, Seattle, WA (US)
(73) Assignee: **Microsoft Corporation**, Redmond, WA (US)
(**) Term: **15 Years**
(21) Appl. No.: **29/534,202**
(22) Filed: **Jul. 27, 2015**
(51) **LOC (10) Cl.** **14-04**
(52) **U.S. Cl.**
USPC **D14/485**
(58) **Field of Classification Search**
USPC D14/485-495
CPC G06F 17/30873; G06F 17/30115;
G06F 3/048; G06F 3/0481; G06F 3/0482;
G06F 3/04842; G06F 3/04845; H04N
1/00408
See application file for complete search history.

(56) **References Cited**
U.S. PATENT DOCUMENTS
D664,555 S * 7/2012 Gleasman D14/487
D664,984 S * 8/2012 Lee D14/488
D682,853 S * 5/2013 Walsh D14/486
D704,730 S * 5/2014 Pearson D14/488
D705,251 S * 5/2014 Pearson D14/488
D719,187 S * 12/2014 Arnold D14/488
D724,613 S * 3/2015 Liu D14/486
D726,204 S * 4/2015 Prajapati D14/486
D730,389 S * 5/2015 Izotov D14/488
D743,984 S * 11/2015 Salituri D14/486
D746,305 S * 12/2015 Gray D14/485
D748,130 S * 1/2016 Steplyk D14/486
D757,771 S * 5/2016 Drozd D14/486
D759,705 S * 6/2016 Arroyo D14/488
2010/0107062 A1 * 4/2010 Bacus G06F 17/212
715/269
2011/0018896 A1 * 1/2011 Buzyn G06F 3/0481
345/594
2011/0320529 A1 * 12/2011 Mentchoukov G06F 17/3089
709/203


2012/0236201 A1 * 9/2012 Larsen H04N 21/235
348/468
2013/0132959 A1 * 5/2013 Moore G06Q 30/02
718/100
2014/0075361 A1 * 3/2014 Reynolds G06F 3/0481
715/771
2014/0324902 A1 * 10/2014 Morris G06F 17/30867
707/766
2015/0067502 A1 * 3/2015 Yang G06F 3/01
715/708
2015/0121232 A1 * 4/2015 Edwardson G06Q 10/10
715/732
2016/0098176 A1 * 4/2016 Cervelli G06F 17/30551
715/804

* cited by examiner
Primary Examiner — Eric Goodman
Assistant Examiner — Rachel Voorhies
(74) *Attorney, Agent, or Firm* — Banner & Witcoff, Ltd.

(57) **CLAIM**
The ornamental design for a display screen with animated graphical user interface, as shown and described.

DESCRIPTION
FIG. 1 is the first image in a sequence for a display screen with animated graphical user interface showing my new design;
FIG. 2 is the second image thereof;
FIG. 3 is the third image thereof;
FIG. 4 is the fourth image thereof;
FIG. 5 is the fifth image thereof;
FIG. 6 is the first image in a sequence for a display screen with an animated graphical user interface with additional disclaimed environment; and,
FIG. 7 is an enlarged view of the display screen with an animated graphical user interface shown in FIG. 6.
The appearance of the animated graphical user interface sequentially transitions between the images shown in FIGS. 1-5. The process or period in which one image transitions to another forms no part of the claimed design. The broken line showing of the display screen, text, and graphic features forms no part of the claimed design.

1 Claim, 7 Drawing Sheets






FIG. 1




FIG. 2




FIG. 3

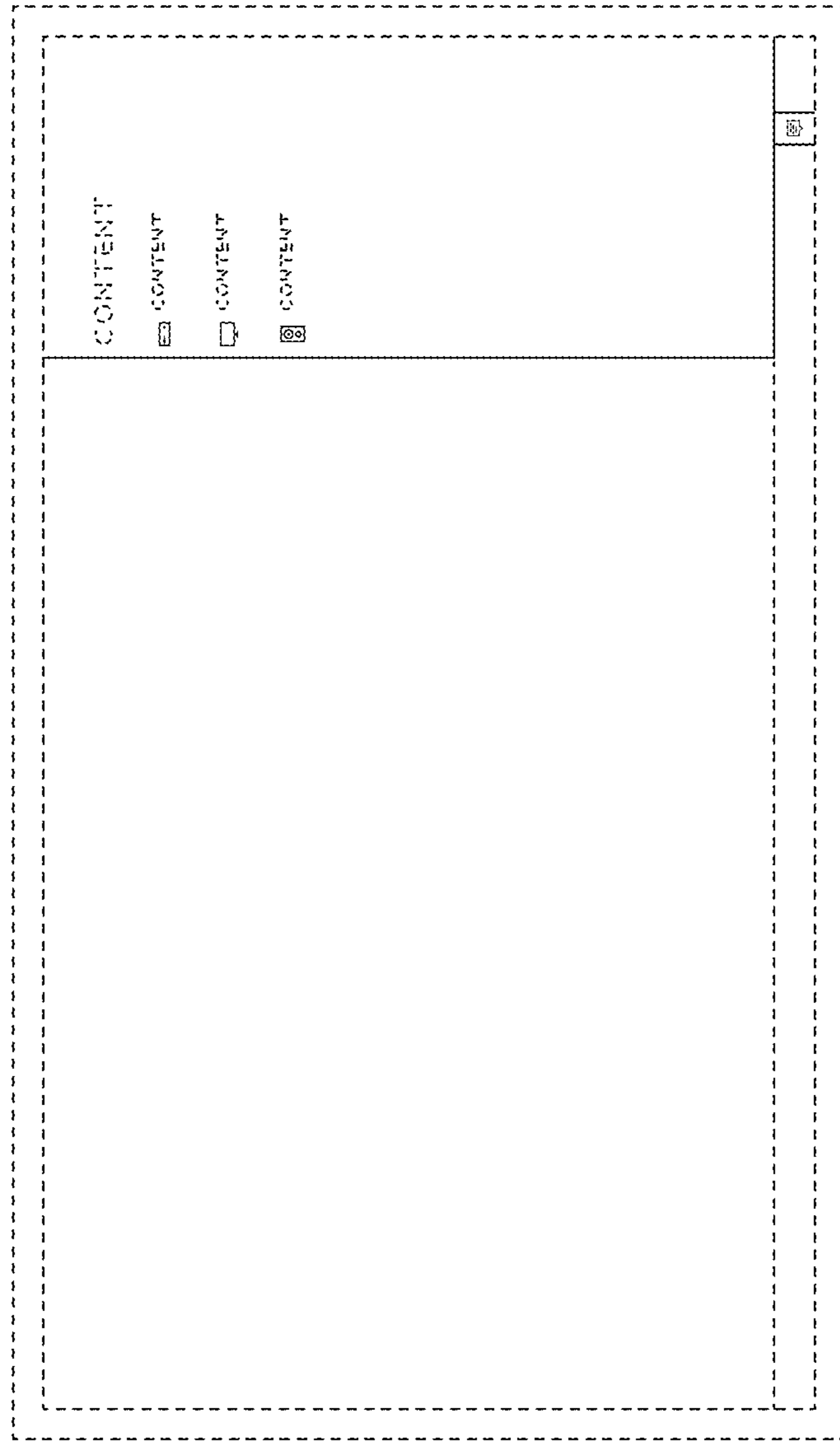


FIG. 4

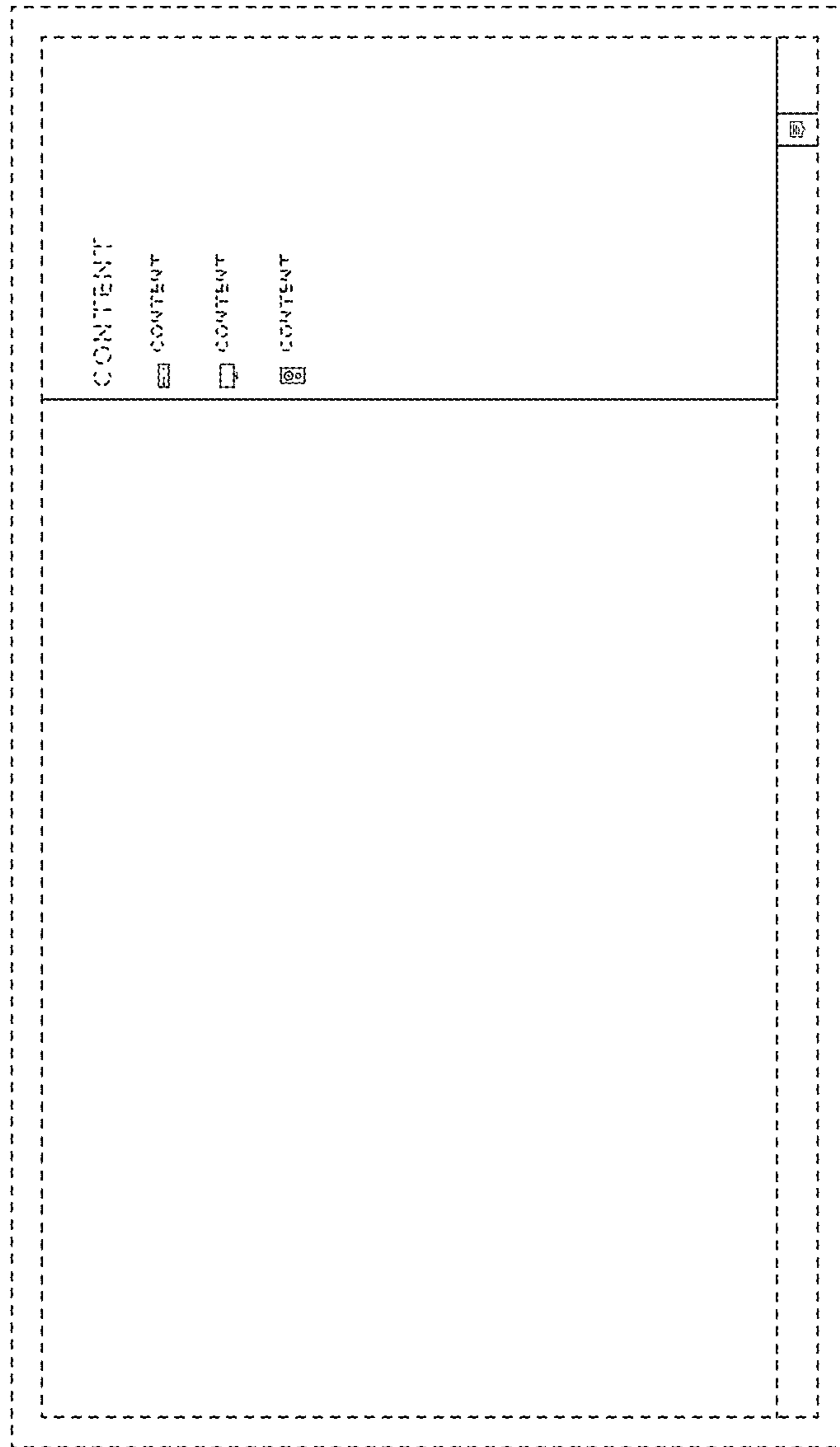


FIG. 5

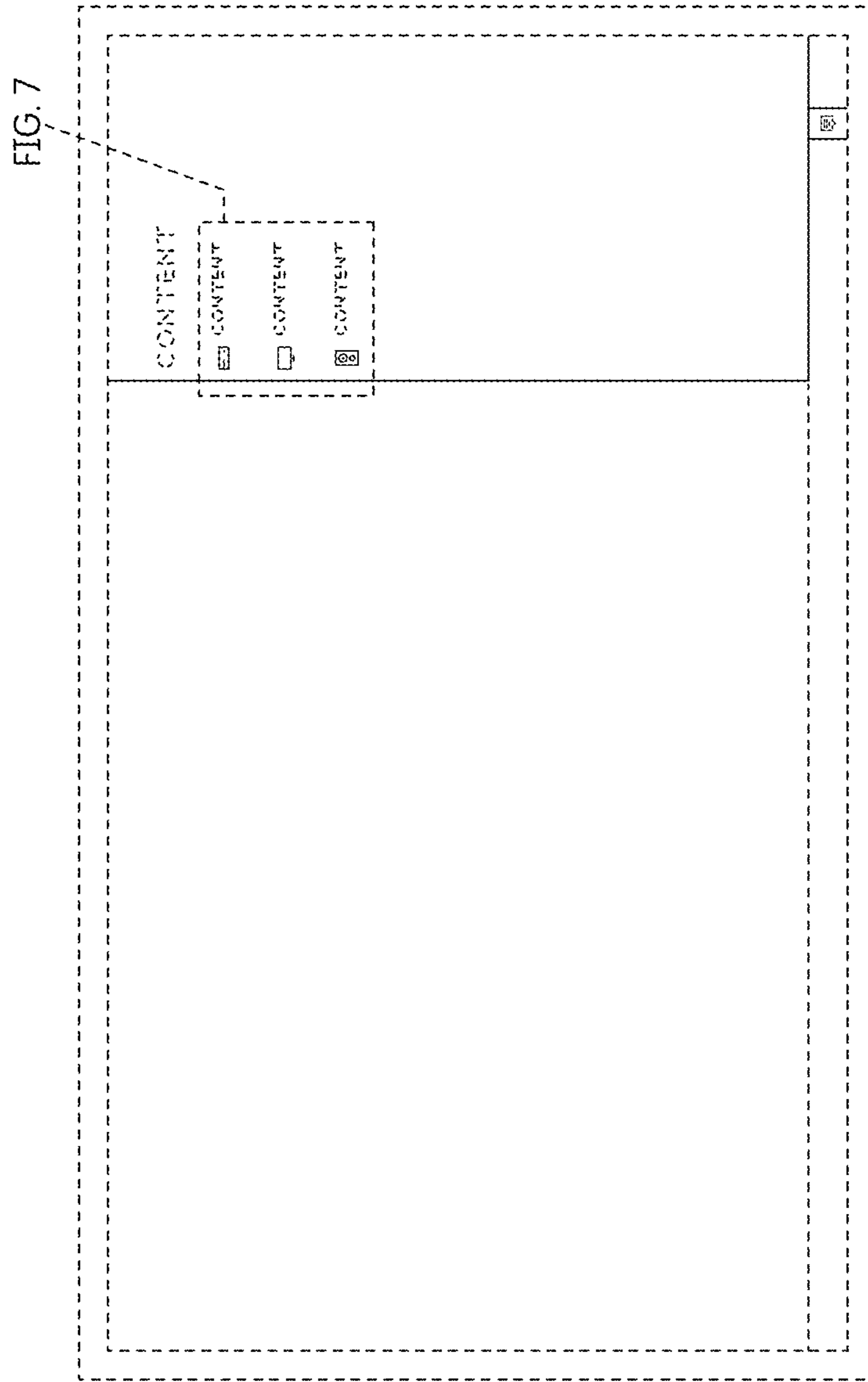


FIG. 6

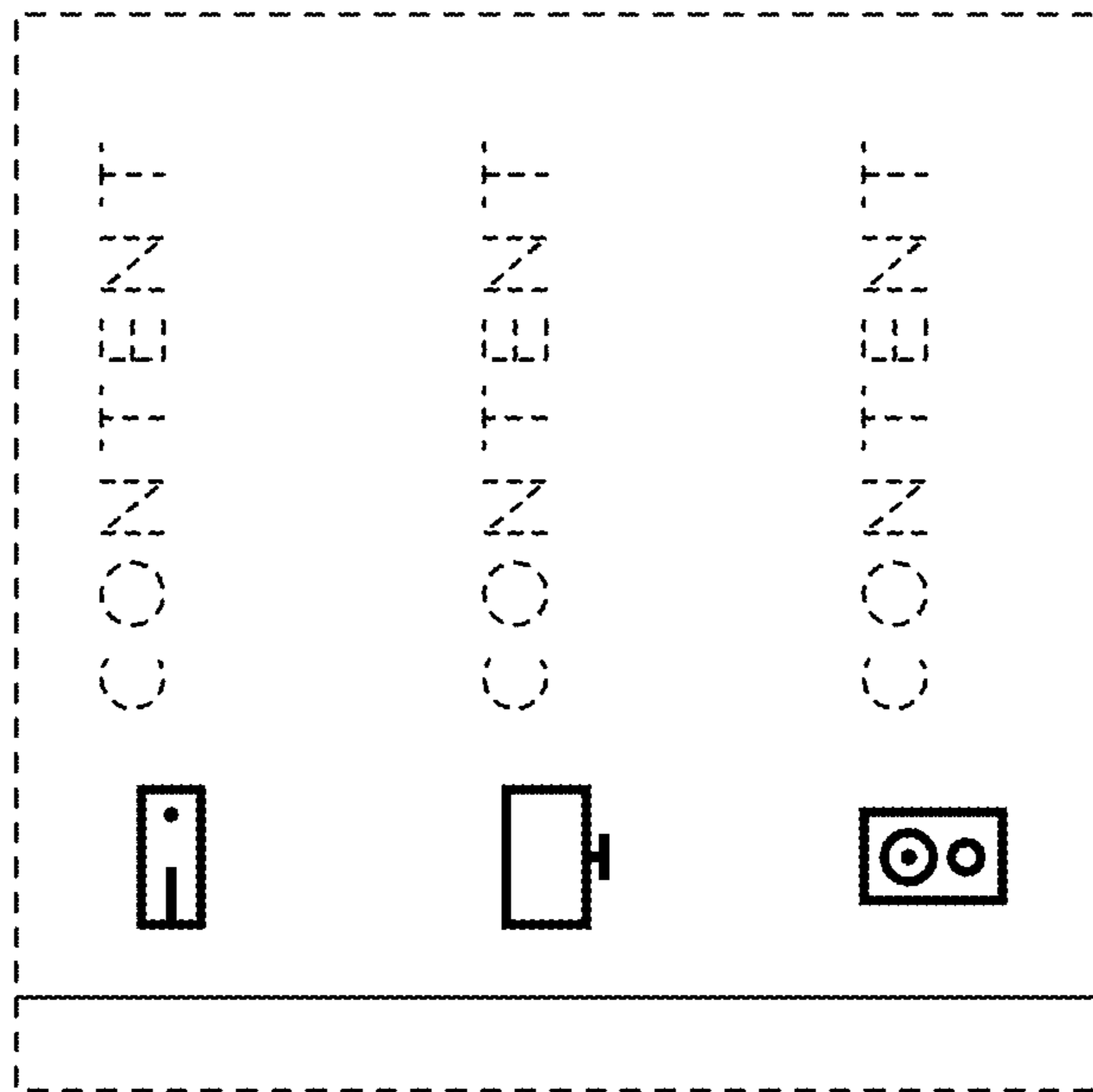


FIG. 7