



US00D769252S

(12) **United States Design Patent** (10) **Patent No.:** **US D769,252 S**
Zhang et al. (45) **Date of Patent:** **** Oct. 18, 2016**

(54) **USB FLASH DRIVE**
(71) Applicant: **Green Connection Technology Limited**, Shenzhen (CN)
(72) Inventors: **Qingsen Zhang**, Guangdong (CN); **Junling Chen**, Guangdong (CN)
(73) Assignee: **Green Connection Technology Limited**, Shenzhen (CN)
(**) Term: **15 Years**
(21) Appl. No.: **29/543,194**
(22) Filed: **Oct. 21, 2015**
(51) **LOC (10) Cl.** **14-03**
(52) **U.S. Cl.**
USPC **D14/480.1**
(58) **Field of Classification Search**
USPC D14/435.1, 480.1-480.7, 411, 433, 436, D14/484.1, 137, 155, 203.1-203.8, 240, D14/242; D13/133, 154
CPC H05K 5/0278; G06K 19/07732
See application file for complete search history.

D625,730 S * 10/2010 Cacioppo D14/435.1
8,456,826 B2 * 6/2013 Mao H05K 5/0278
361/679.31
D691,152 S * 10/2013 Meisel D14/385
D749,599 S * 2/2016 Anderson D14/480.1
D750,096 S * 2/2016 Ozolins D14/480.4
D759,030 S * 6/2016 Kim D14/480.1

* cited by examiner

Primary Examiner — Angela J Lee

(74) *Attorney, Agent, or Firm* — Schmeiser, Olsen & Watts, LLP

(57) **CLAIM**

The ornamental design for a USB flash drive, as shown and described.

DESCRIPTION

FIG. 1 is a perspective view of a USB flash drive showing my new design;
FIG. 2 is a Front view thereof;
FIG. 3 is a rear view thereof;
FIG. 4 is a left side thereof;
FIG. 5 is a right side view thereof;
FIG. 6 is a top plan view thereof; and,
FIG. 7 is a bottom plan view thereof.

(56) **References Cited**

U.S. PATENT DOCUMENTS

D449,615 S * 10/2001 Lloyd D14/435.1
D573,594 S * 7/2008 Hsu D14/480.5

1 Claim, 7 Drawing Sheets

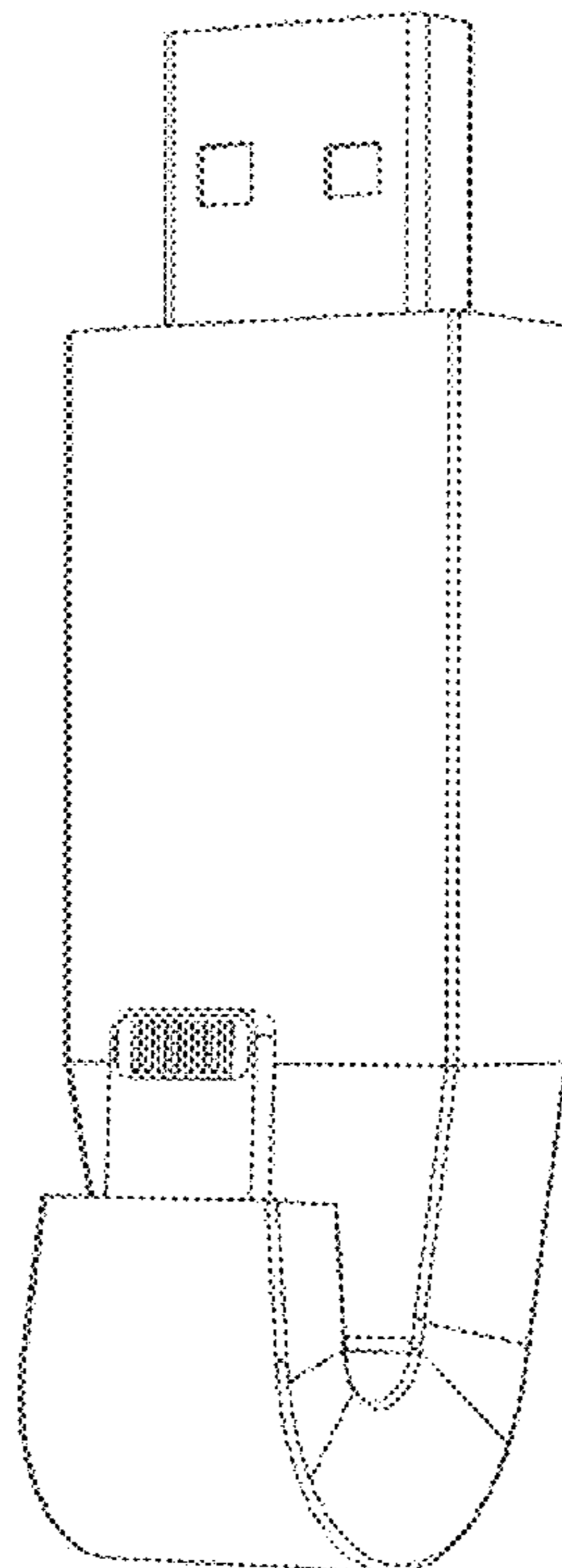


FIG 1

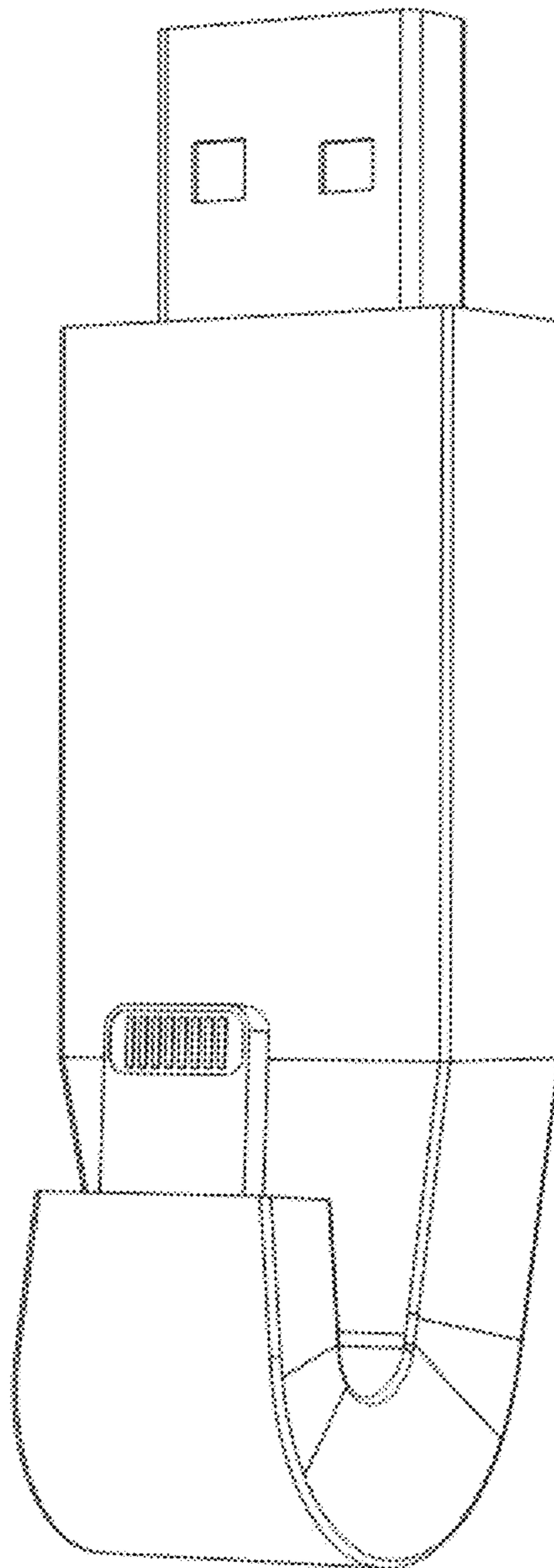


FIG 2




FIG 3




FIG 4

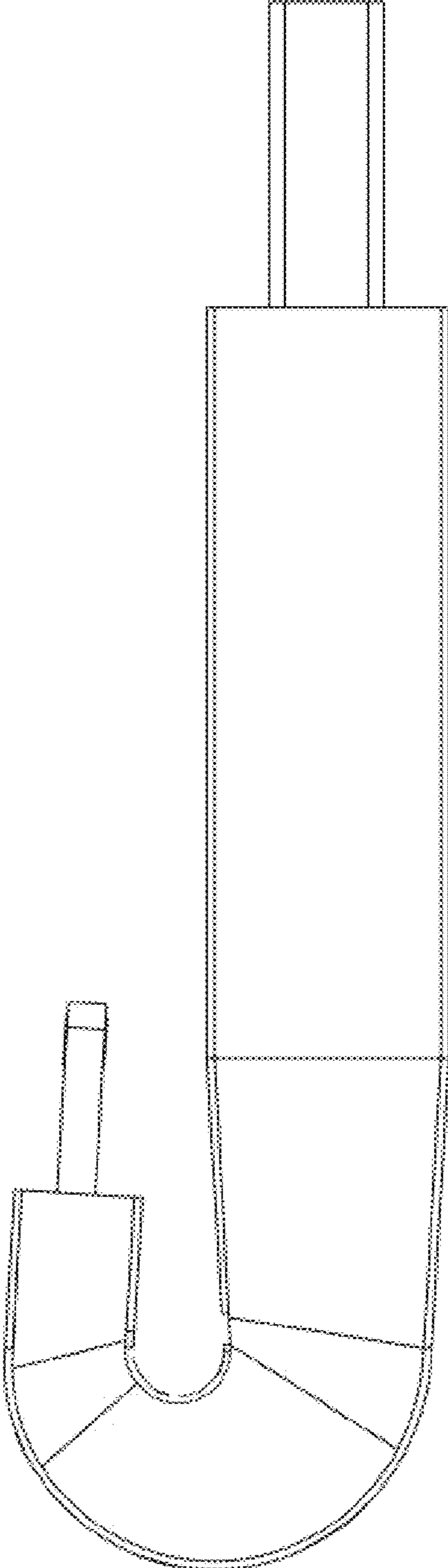


FIG 5

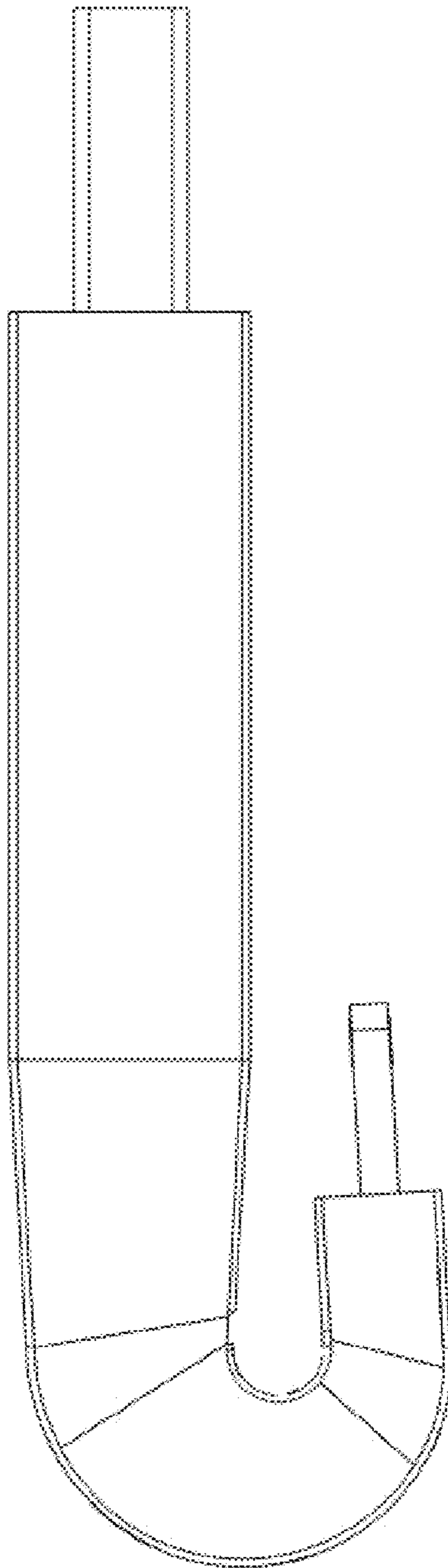


FIG 6

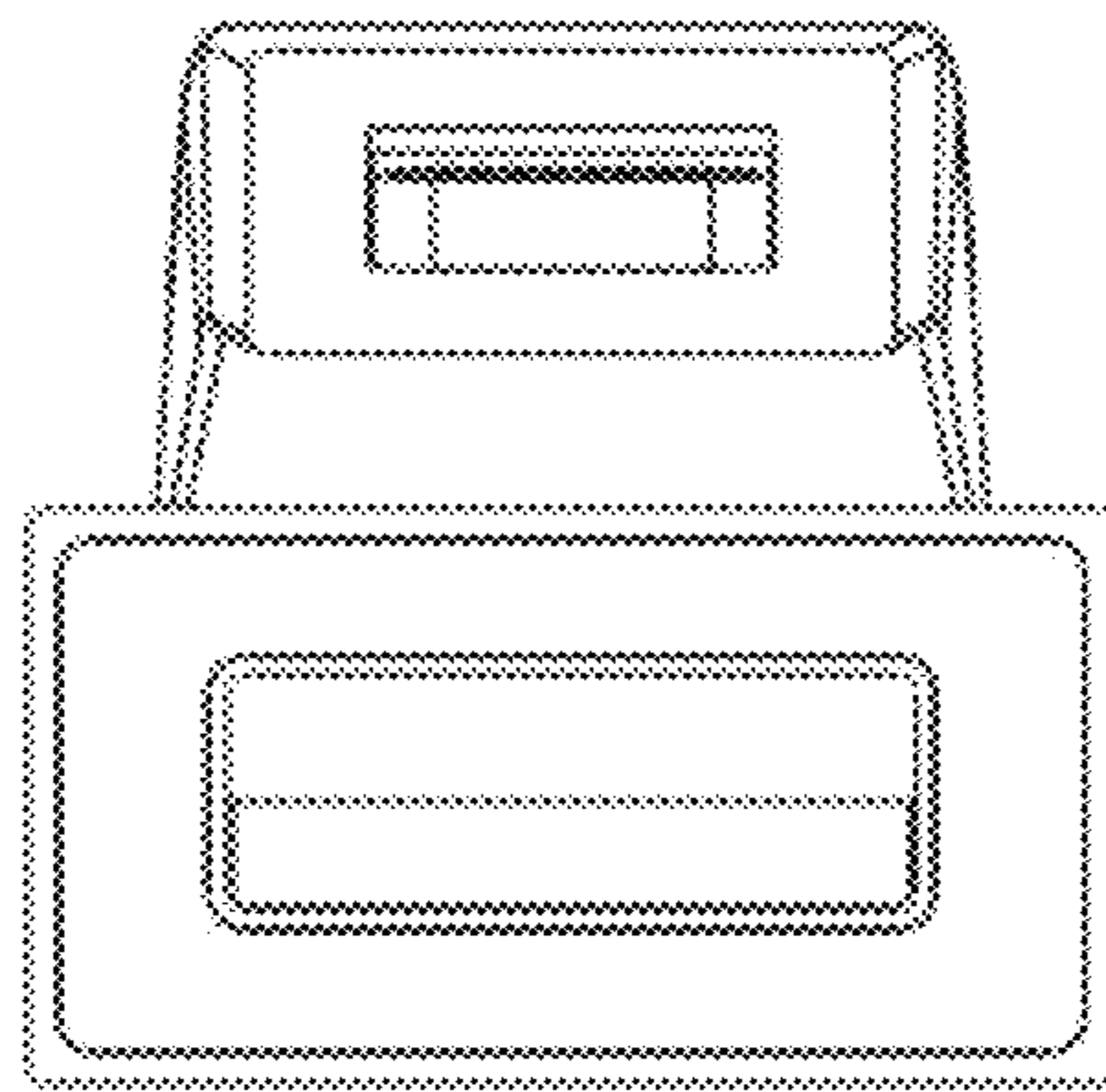


FIG 7

