

US00D769245S

(12) **United States Design Patent**
Lee

(10) **Patent No.:** **US D769,245 S**

(45) **Date of Patent:** **** Oct. 18, 2016**

(54) **MOUSE**

(71) Applicant: **Samsung Electronics Co., Ltd.**,
Suwon-si (KR)

(72) Inventor: **Si-Youn Lee**, Eumseong-gun (KR)

(73) Assignee: **Samsung Electronics Co., Ltd.**,
Suwon-si (KR)

(**) Term: **15 Years**

(21) Appl. No.: **29/533,698**

(22) Filed: **Jul. 21, 2015**

(30) **Foreign Application Priority Data**

Jan. 22, 2015 (KR) 30-2015-0003464

(51) **LOC (10) Cl.** **14-02**

(52) **U.S. Cl.**
USPC **D14/407**

(58) **Field of Classification Search**
USPC D14/402-411, 356, 388, 389, 383-385,
D14/417, 426; 345/156-167; 463/36-38;
358/471, 473; 273/148 B
CPC G06F 3/03543; G06F 2203/0333;
G06F 3/039; G06F 3/038; G06F 2203/0384
See application file for complete search history.

(56) **References Cited**

U.S. PATENT DOCUMENTS

D534,535 S * 1/2007 Tzeng D14/407
D545,822 S * 7/2007 Murakami D14/402
D575,784 S * 8/2008 Chatterjee D14/407
D581,929 S * 12/2008 Chatterjee D14/407

D583,377 S * 12/2008 Bradford D14/407
D590,399 S * 4/2009 Chen D14/402
D616,888 S * 6/2010 Chen D14/407
D643,429 S * 8/2011 Ferwerda D14/407
D647,093 S * 10/2011 Kim D14/407
D662,096 S * 6/2012 Yu D14/407
D684,973 S * 6/2013 Myung D14/407
D709,884 S * 7/2014 Shim D14/407
D715,801 S * 10/2014 Lee D14/407
D716,812 S * 11/2014 Lim D14/407
D753,659 S * 4/2016 Schoeck D14/407
D757,728 S * 5/2016 Schoeck D14/407
D757,729 S * 5/2016 Schoeck D14/407

* cited by examiner

Primary Examiner — Austin Murphy

(74) *Attorney, Agent, or Firm* — NSIP Law

(57) **CLAIM**

I claim the ornamental design for a mouse, as shown and described.

DESCRIPTION

FIG. 1 is a front perspective view of a mouse showing my new design;
FIG. 2 is a front view thereof;
FIG. 3 is a rear view thereof;
FIG. 4 is a left-side view thereof;
FIG. 5 is a right-side view thereof;
FIG. 6 is a top view thereof;
FIG. 7 is a bottom view thereof; and,
FIG. 8 is a perspective view of the mouse shown in an alternate position.

The broken lines in the figures show portions of the mouse which form no part of the claimed design.

1 Claim, 8 Drawing Sheets

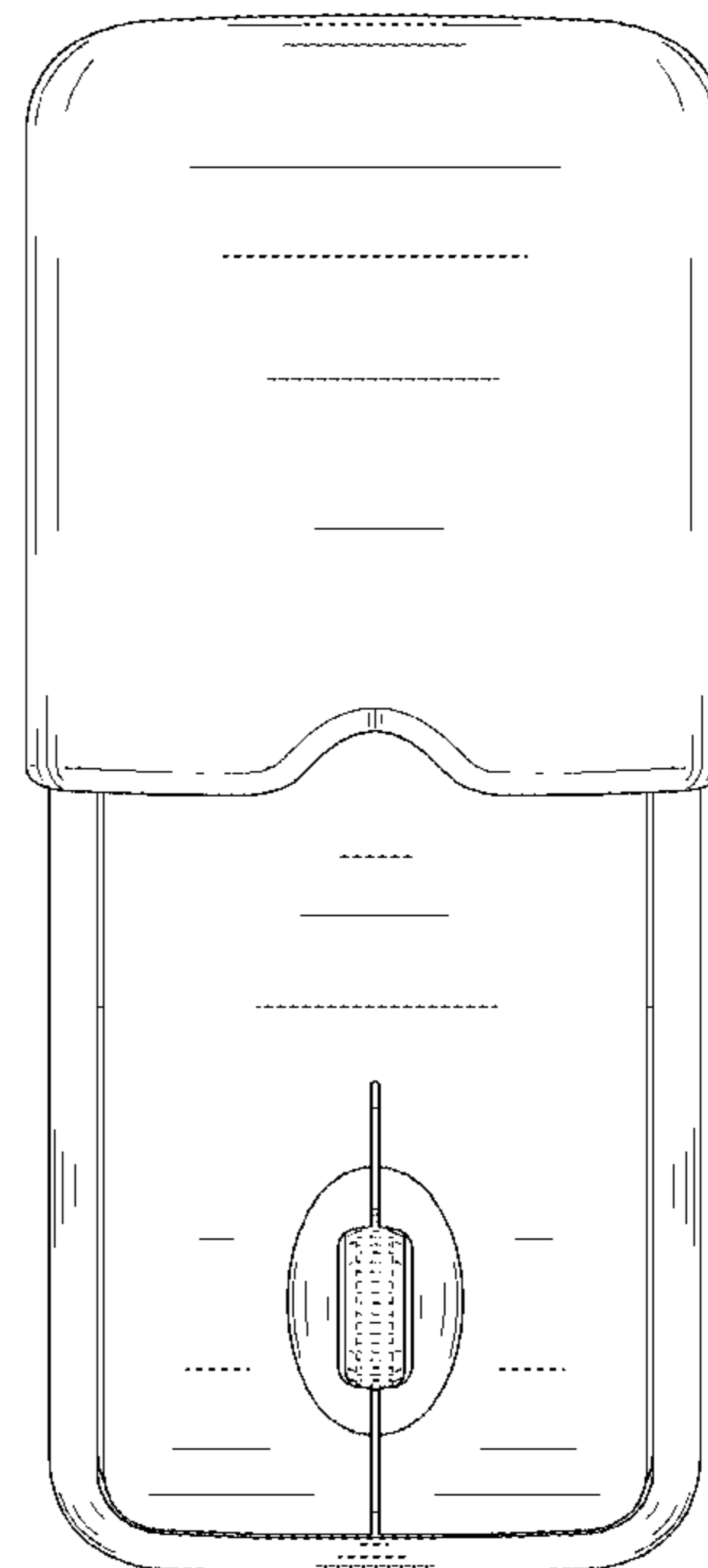
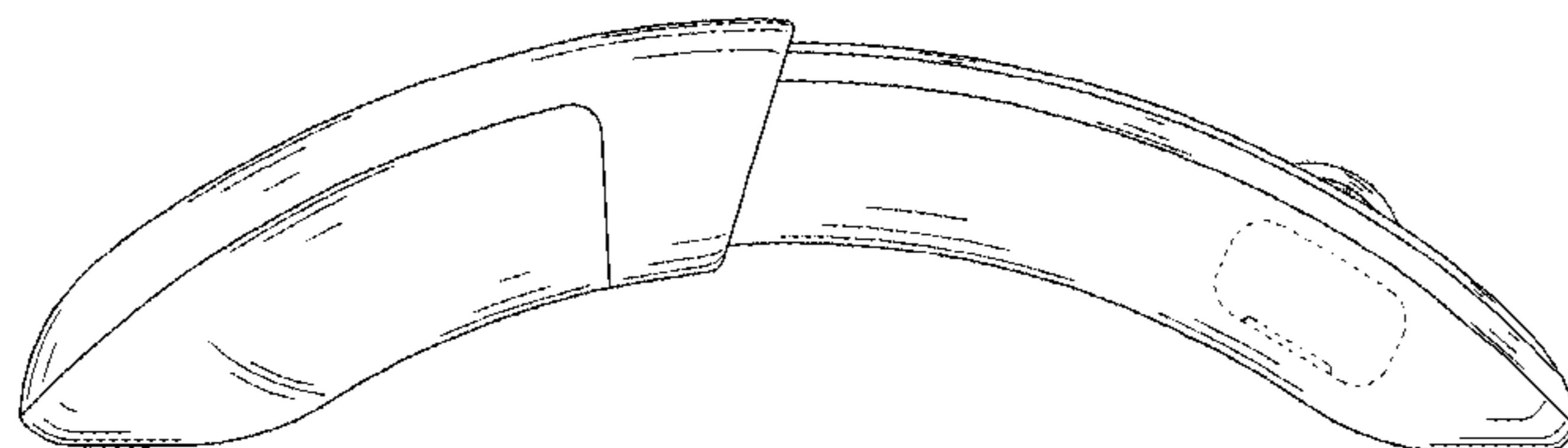


FIG. 1

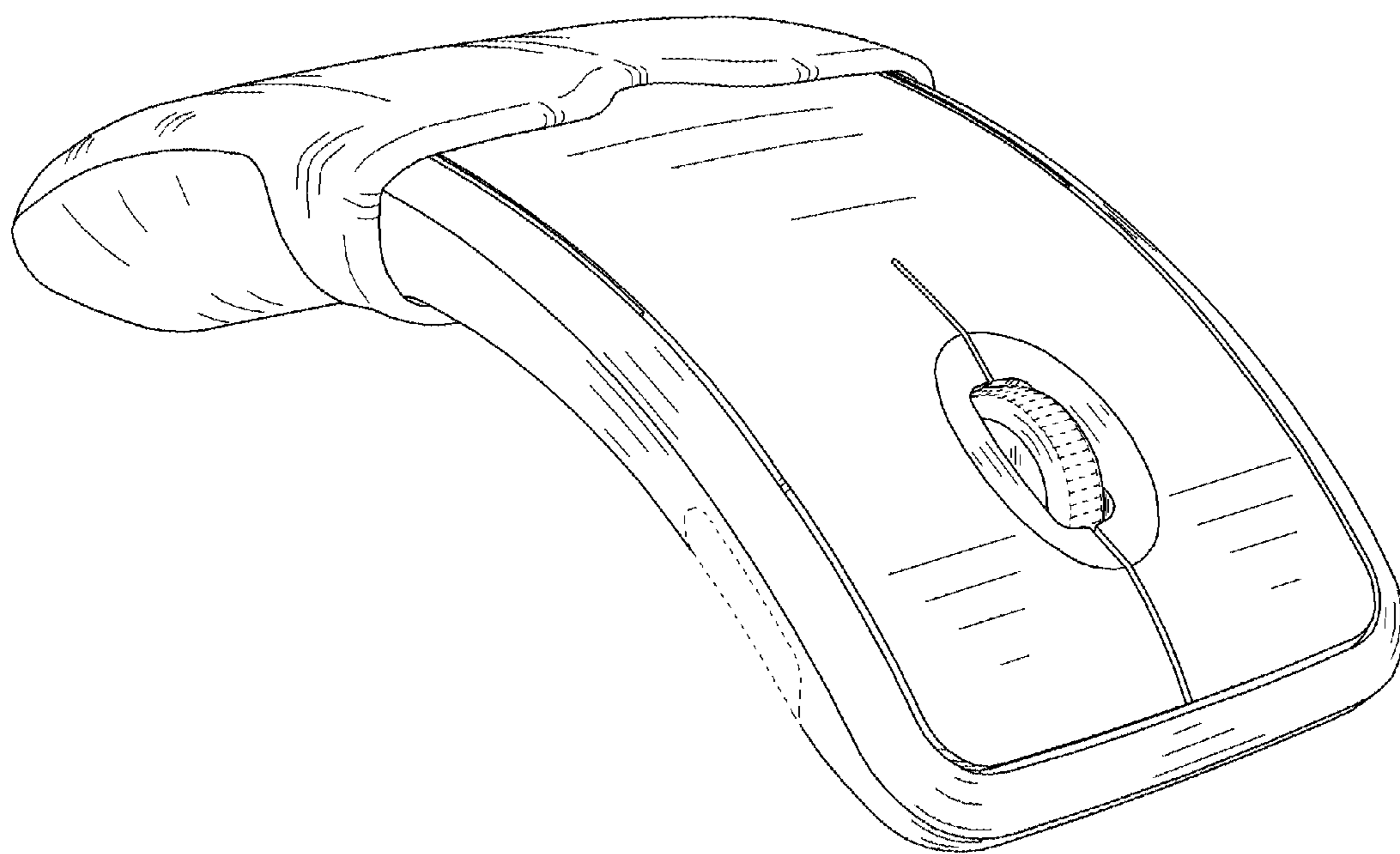


FIG. 2

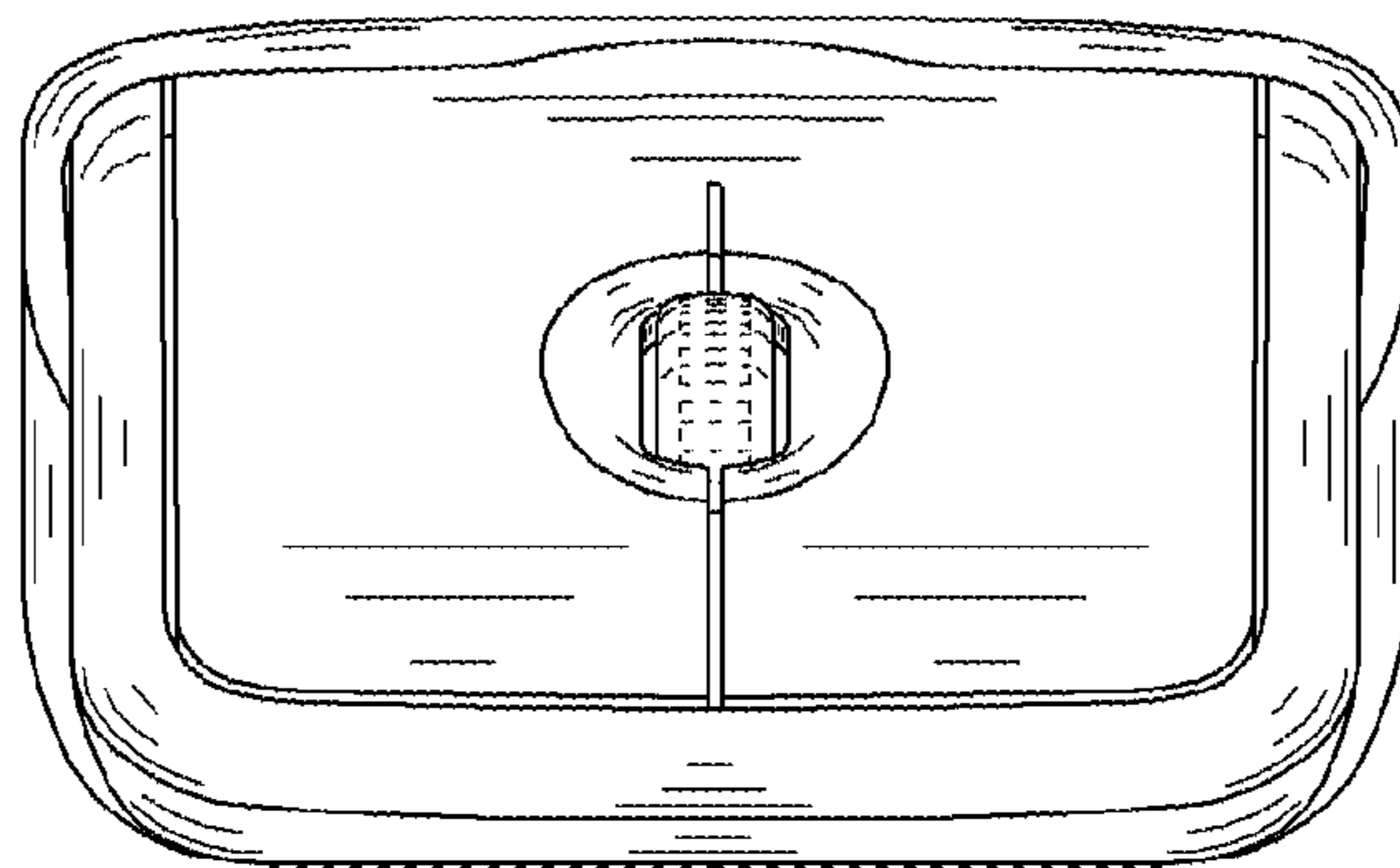


FIG. 3




FIG. 4

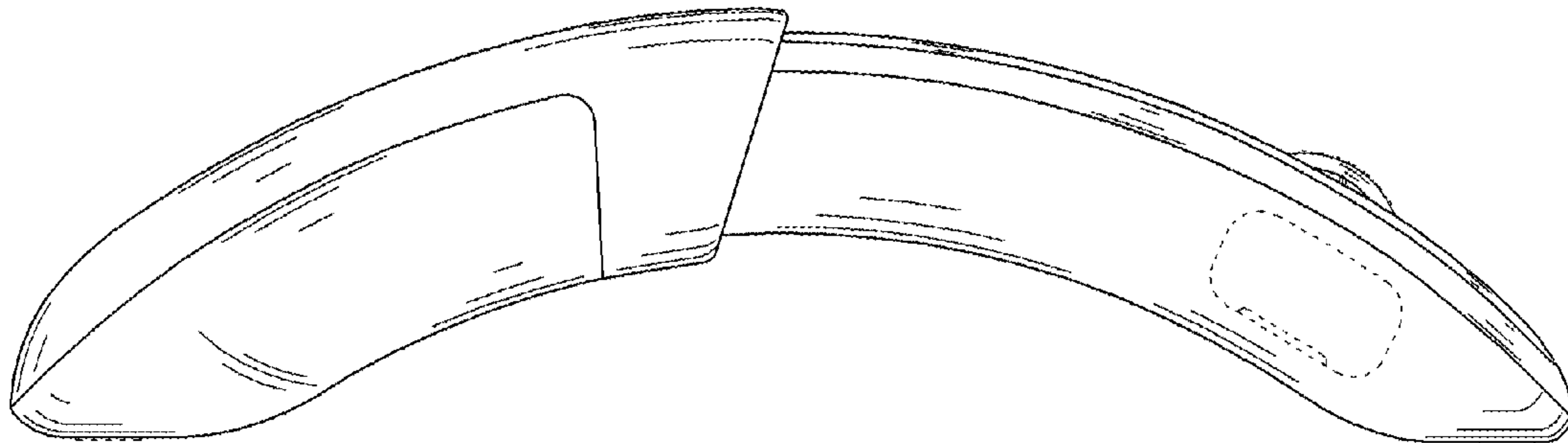


FIG. 5




FIG. 6

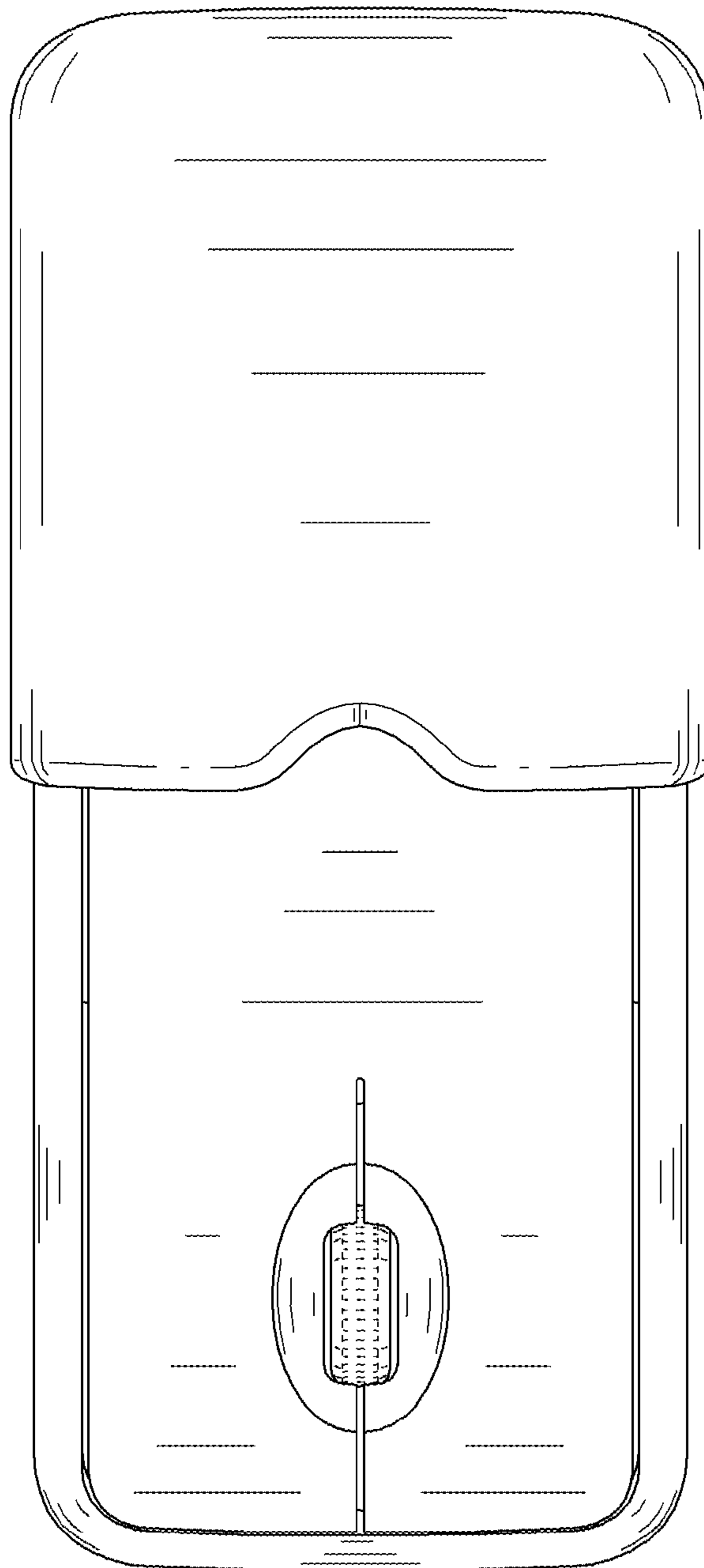


FIG. 7

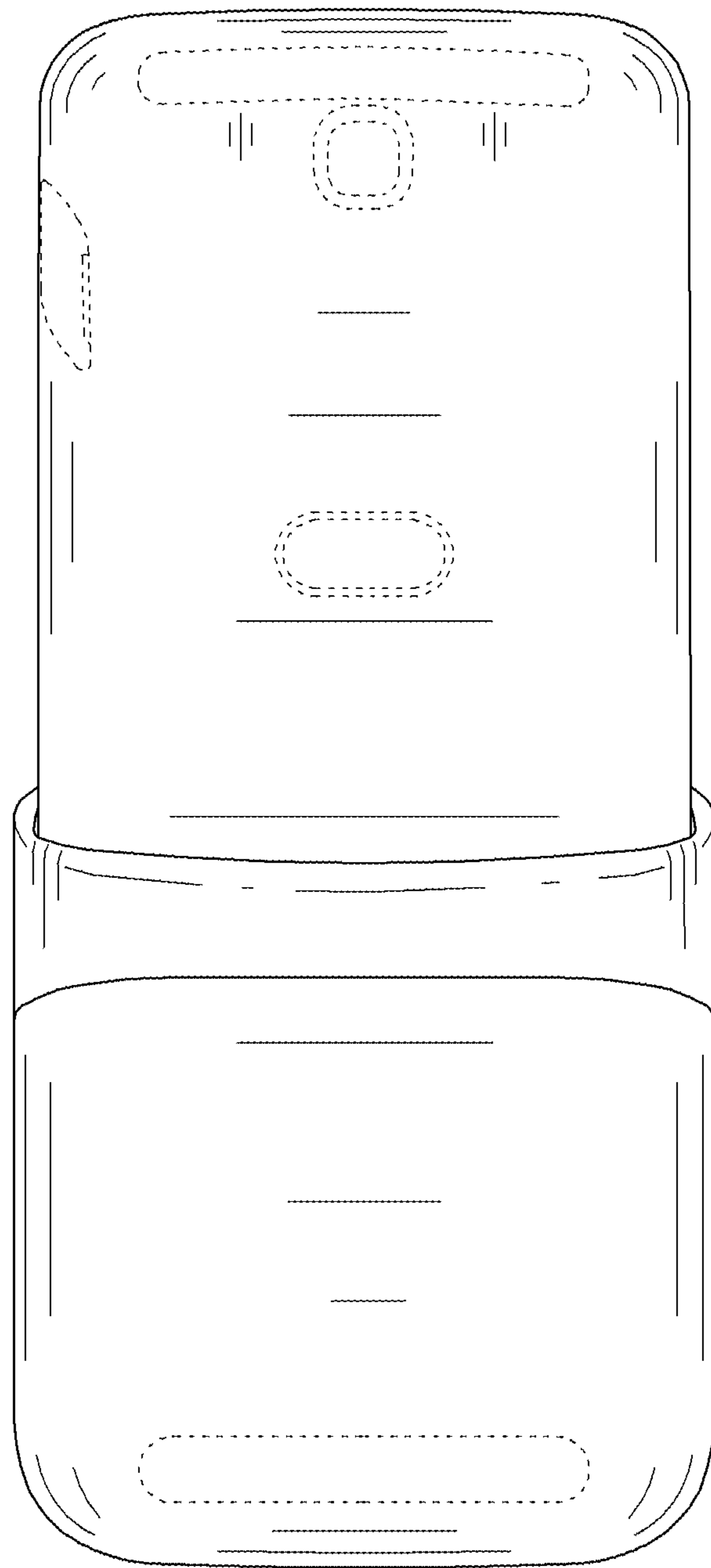


FIG. 8

