



US00D769205S

(12) **United States Design Patent** (10) **Patent No.:** **US D769,205 S**
Woo et al. (45) **Date of Patent:** **** Oct. 18, 2016**

(54) **TELEVISION**

(71) Applicant: **Samsung Electronics Co., Ltd.**,
Suwon-si, Gyeonggi-do (KR)
(72) Inventors: **Byung Min Woo**, Bucheon-si (KR);
Jaehyung Kim, Gwangju-si (KR); **So**
Young Jung, Gwangju-si (KR);
Kyoung Hoon Kim, Seongnam-si (KR)

(73) Assignee: **SAMSUNG ELECTRONICS CO,**
LTD., Suwon-Si, Gyeonggi-Do (KR)

(**) Term: **14 Years**

(21) Appl. No.: **29/521,370**

(22) Filed: **Mar. 23, 2015**

(30) **Foreign Application Priority Data**

Sep. 25, 2014 (KR) 30-2014-0046371

(51) **LOC (10) Cl.** **14-03**

(52) **U.S. Cl.**
USPC **D14/126**

(58) **Field of Classification Search**

USPC D14/125-134, 239, 371, 136, 374-377,
D14/440, 450, 448, 336, 342, 159; 312/7.2;
348/836, 838, 180, 184, 325, 739;
248/917-924, 465; 345/104, 133, 156,
345/168, 87, 173; D21/329, 515, 577, 622,
D21/333, 433, 448, 452, 450, 331, 505;
D10/15, 26; 446/484, 175, 356;
D6/477, 479, 300; D20/10, 19, 39
CPC . G06F 1/1601; G06F 1/1643; H05K 5/0004;
H05K 5/0017; H05K 5/02; H05K 5/0217;
H04N 13/0459

See application file for complete search history.

(56) **References Cited**

FOREIGN PATENT DOCUMENTS

KR 001776006-0002 8/2010
KR 30-0689455 4/2013

OTHER PUBLICATIONS

http://www.likecool.com/NEC_43_Curved_LCD--Desktop--Gear.html.

Primary Examiner — Raphael Barkai

(74) *Attorney, Agent, or Firm* — Ladas & Parry LLP

(57) **CLAIM**

We claim the ornamental design for television, as shown and described.

DESCRIPTION

FIG. 1 is the front perspective view of television showing our new design;
FIG. 2 is the front view thereof;
FIG. 3 is the rear view thereof;
FIG. 4 is the left-side view thereof;
FIG. 5 is the right-side view thereof;
FIG. 6 is the top plan view thereof;
FIG. 7 is the bottom plan view thereof; and,
FIG. 8 is the bottom perspective view thereof.
The broken lines in the drawing show unclaimed environment only and form no part of the claimed design.

1 Claim, 7 Drawing Sheets

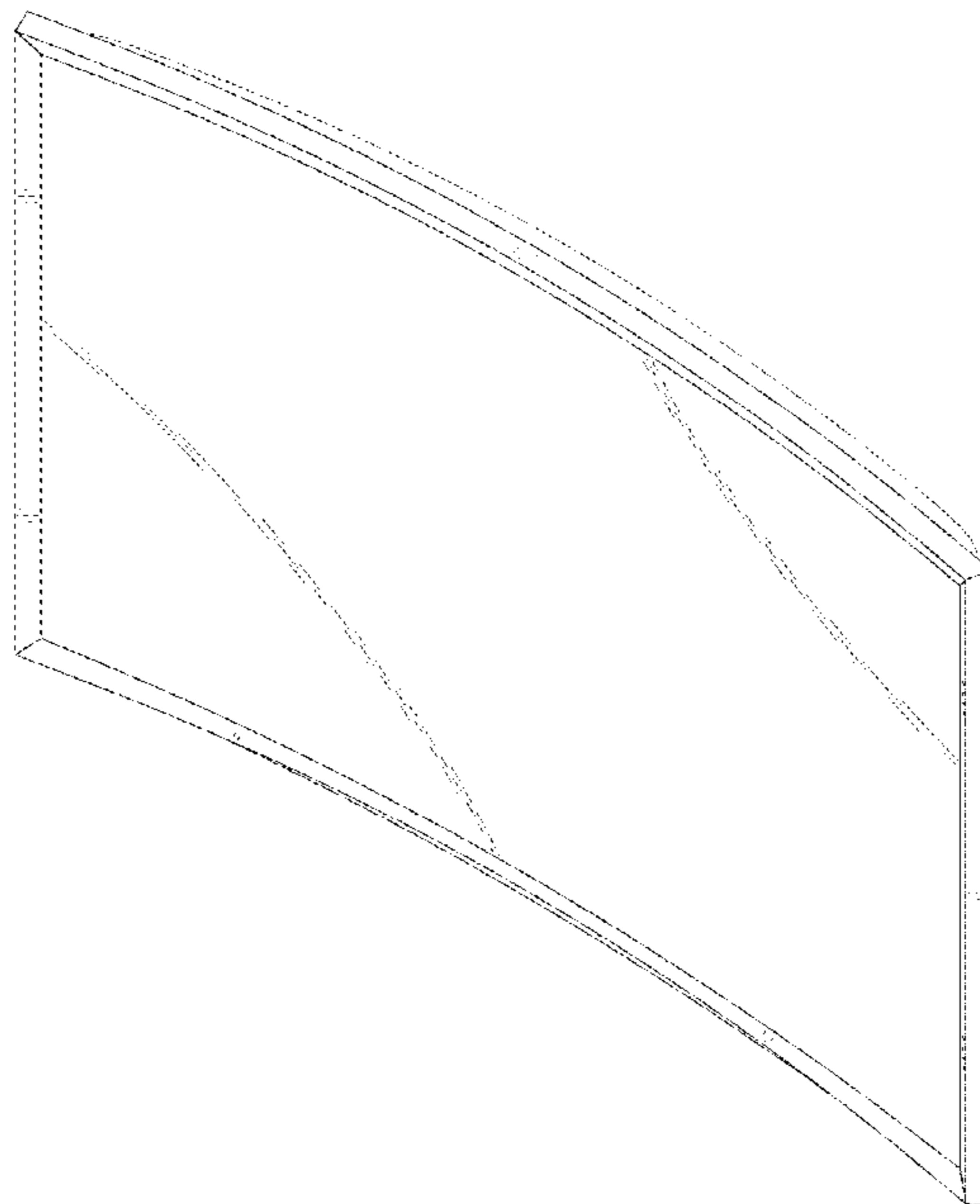


FIG 1

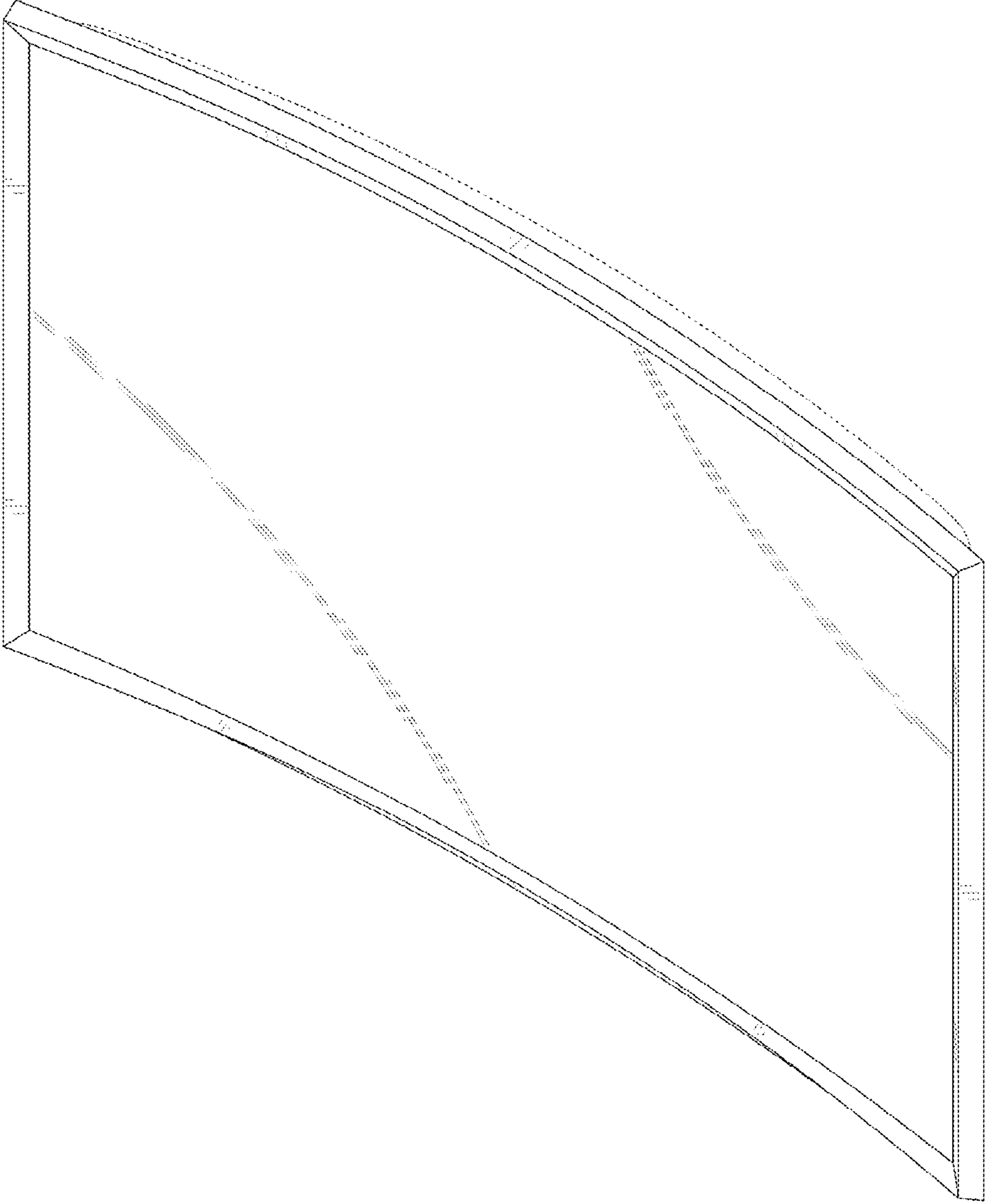


FIG 2

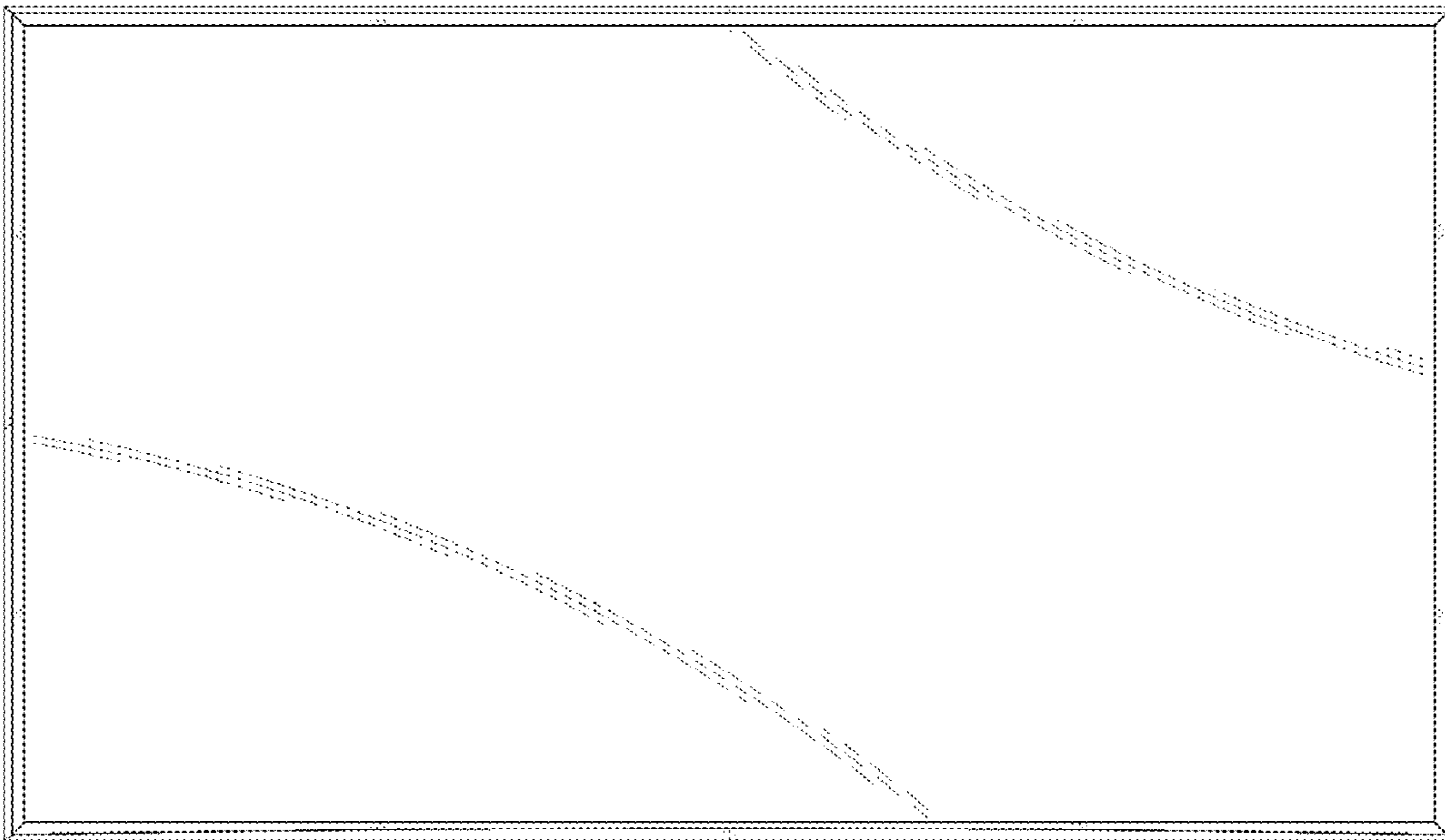


FIG 3

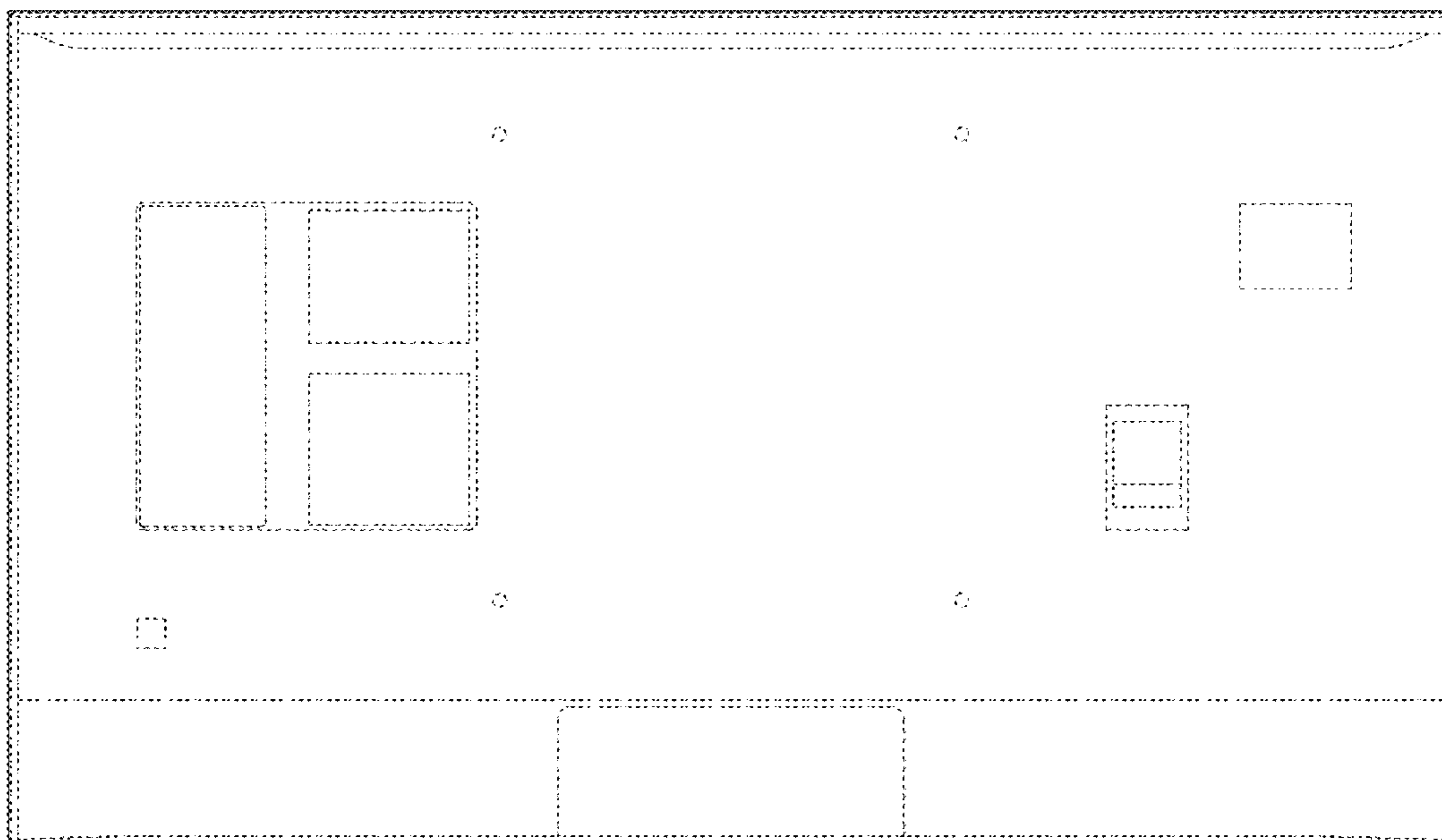


FIG 4

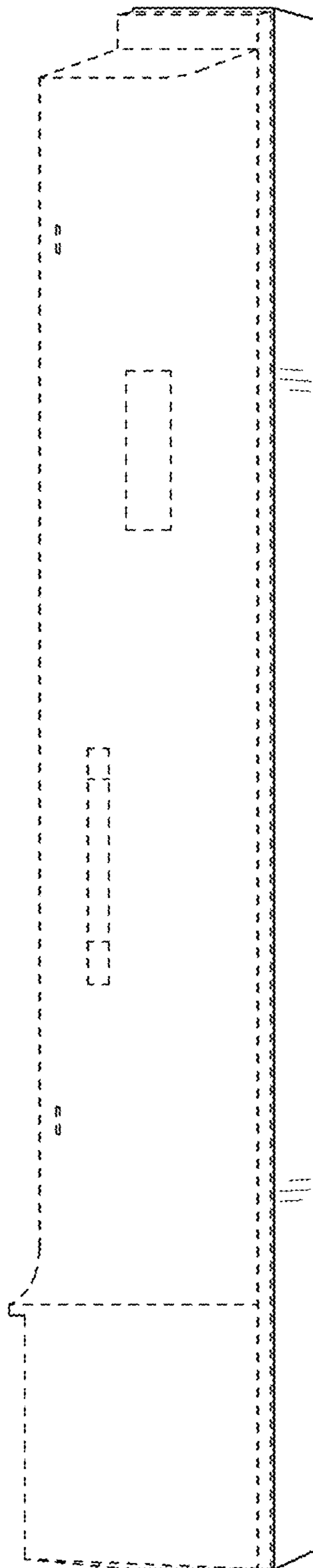


FIG 5

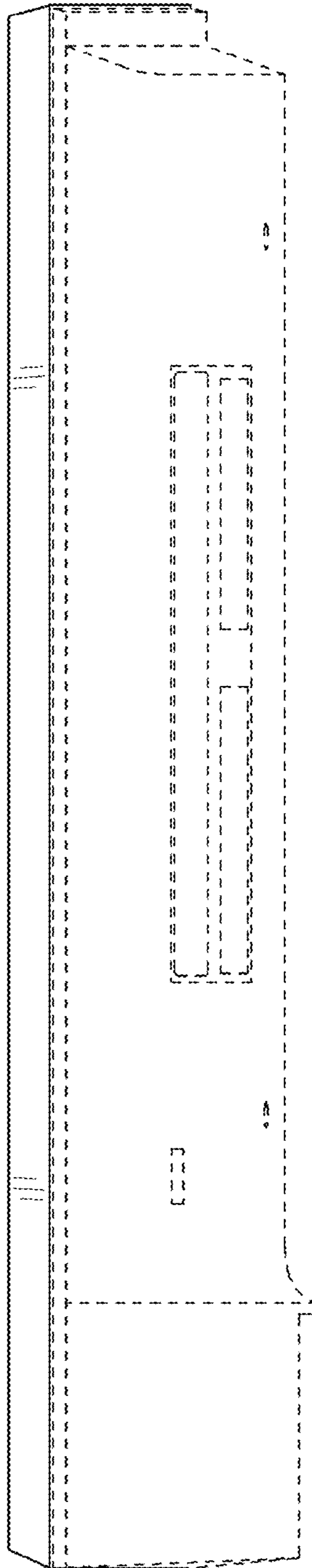


FIG 6

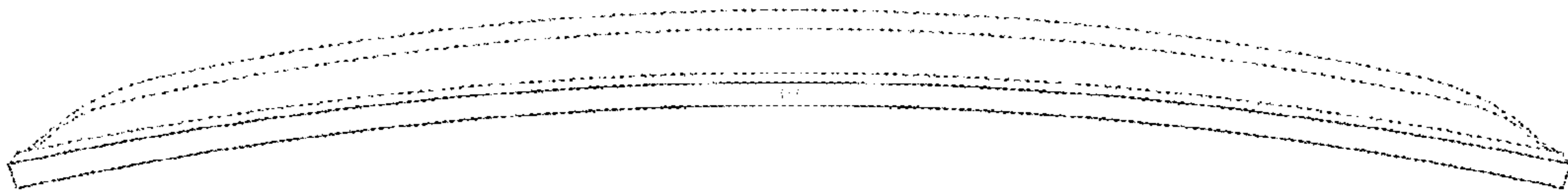


FIG 7




FIG 8

