



US00D769188S

(12) **United States Design Patent**
Miller et al.

(10) **Patent No.:** **US D769,188 S**

(45) **Date of Patent:** **** Oct. 18, 2016**

(54) **POWER BANK**

(71) Applicant: **Halo2Cloud, LLC**, Glastonbury, CT (US)

(72) Inventors: **Garold C. Miller**, Glastonbury, CT (US); **Nathan Daniel Weinstein**, Glastonbury, CT (US)

(73) Assignee: **Halo International SEZC Ltd.**, Grand Cayman (KY)

(**) Term: **15 Years**

(21) Appl. No.: **29/532,571**

(22) Filed: **Jul. 8, 2015**

(51) **LOC (10) Cl.** **13-02**

(52) **U.S. Cl.**
USPC **D13/108**; D13/107

(58) **Field of Classification Search**
USPC D13/102–110, 118–119, 184, 199;
D14/251, 253, 356, 432, 434

CPC Y02E 60/10; Y02E 60/12; Y02E 60/122;
Y02E 60/124; Y02E 60/50; H01M 2/02;
H01M 2/022; H01M 2/0202; H01M 2/0207;
H01M 2/0212; H01M 2/1061; H01M 2/1022;
H01M 2/1055; H01M 2/1066; H01M 2/105;
H01M 2/20; H01M 2/202; H01M 2/204;
H01M 2/206; H01M 10/44; H01M 10/46;
H01M 10/465; H01M 10/482; H01M
2200/30; H01M 2250/30; H01M 2250/40;
H02J 7/00; H02J 7/0003; H02J 7/0011;
H02J 7/0013; H02J 7/0054; H02J 7/0055;
H02J 7/0057

See application file for complete search history.

(56) **References Cited**

U.S. PATENT DOCUMENTS

5,901,056 A 5/1999 Hung
D520,502 S * 5/2006 Xu D14/356
D568,312 S * 5/2008 Wang D14/356

D575,729 S * 8/2008 Nomi D13/107
D587,267 S * 2/2009 Wang D14/356
D628,535 S * 12/2010 Cheng D13/108
D641,362 S * 7/2011 Dublin D14/356
D643,807 S * 8/2011 Jiang D13/103
D650,738 S * 12/2011 Leung D13/107
D661,249 S * 6/2012 Smith D13/110
D662,878 S * 7/2012 Fahrendorff D13/107
D665,732 S * 8/2012 Saito D13/103
D667,788 S * 9/2012 Mai D13/110
D676,380 S * 2/2013 Sun D13/108
D682,197 S * 5/2013 Leung D13/103
D682,777 S * 5/2013 Gupta D13/103
D686,150 S * 7/2013 Lee D13/103
D686,153 S * 7/2013 Qu D13/103

(Continued)

Primary Examiner — Rosemary K Tarcza

Assistant Examiner — Nathaniel D Buckner

(74) *Attorney, Agent, or Firm* — McCormick, Paulding & Huber LLP

(57) **CLAIM**

The ornamental design for a power bank, substantially as shown and described.

DESCRIPTION

FIG. 1 is a front, top perspective view of a power bank comprising an embodiment of a new, original and ornamental design;

FIG. 2 is another front, top perspective view thereof with a car battery charging port exposed;

FIG. 3 is a front view thereof;

FIG. 4 is another front view thereof with a car battery charging port exposed;

FIG. 5 is a back view thereof;

FIG. 6 is a left-hand side view thereof;

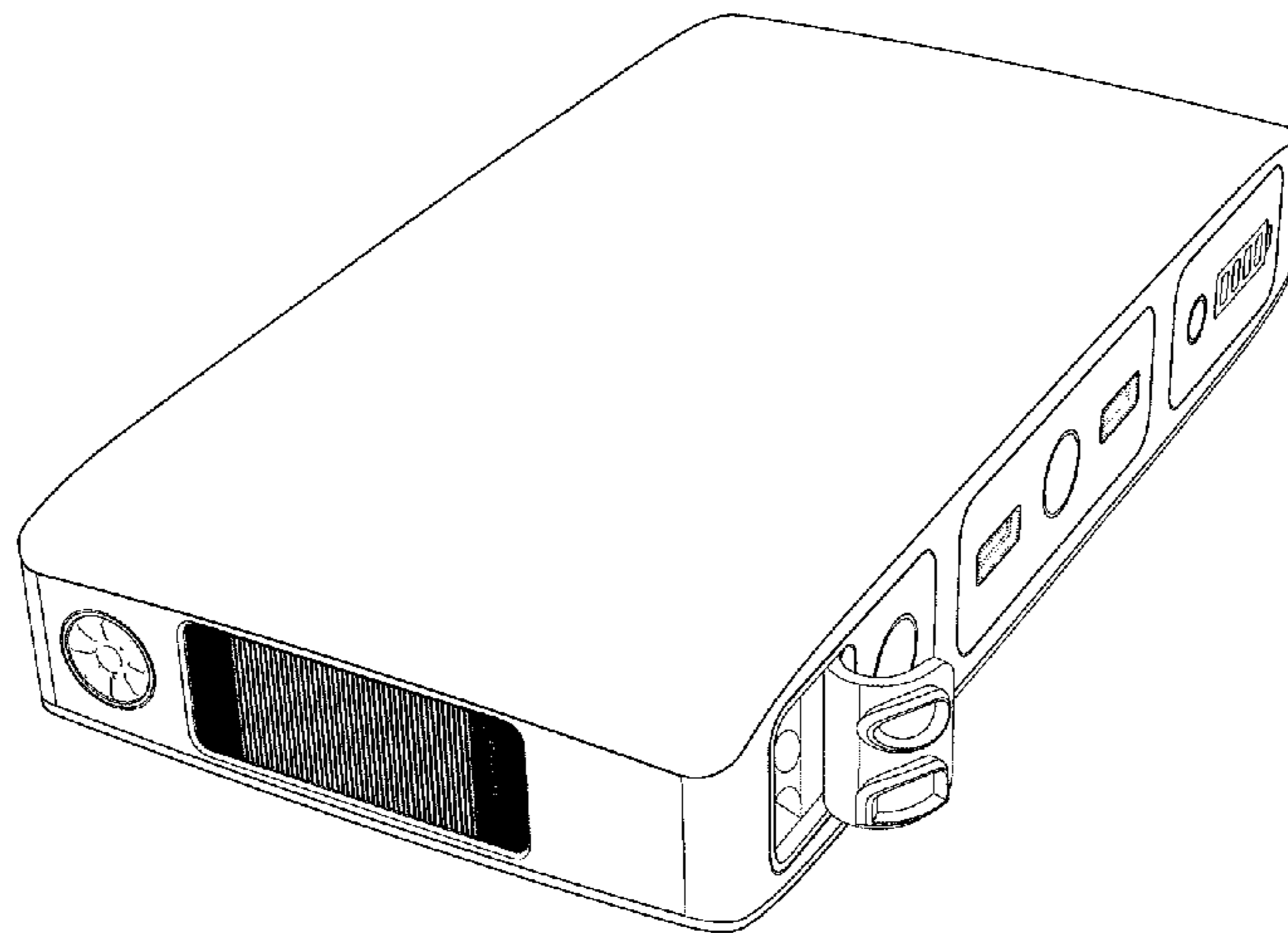
FIG. 7 is a right-hand side view thereof;

FIG. 8 is a top view thereof; and,

FIG. 9 is a bottom view thereof.

The broken line portions of the figure drawings are included to show unclaimed subject matter only and form no part of the claimed design.

1 Claim, 4 Drawing Sheets



(56)

References Cited

U.S. PATENT DOCUMENTS

D695,214 S *	12/2013	Roberts	D13/107	D724,080 S *	3/2015	Lin	D14/356
D700,139 S *	2/2014	Chan	D13/103	D733,043 S *	6/2015	Hasbrook	D13/103
D708,129 S *	7/2014	Houghton	D13/103	D735,403 S *	7/2015	Che	D13/110
D708,571 S *	7/2014	Ji	D13/103	D739,347 S *	9/2015	Huang	D13/110
D719,506 S *	12/2014	Jung	D13/108	D743,333 S *	11/2015	Nomi	D13/108
D721,646 S *	1/2015	Kim	D13/103	D743,889 S *	11/2015	Lyles	D13/110
D722,018 S *	2/2015	Wang	D13/103	D748,055 S *	1/2016	Lee	D13/119
					D751,984 S *	3/2016	Lin	D13/103
					2016/0111692 A1 *	4/2016	Morita	H01M 10/6554 429/7

* cited by examiner

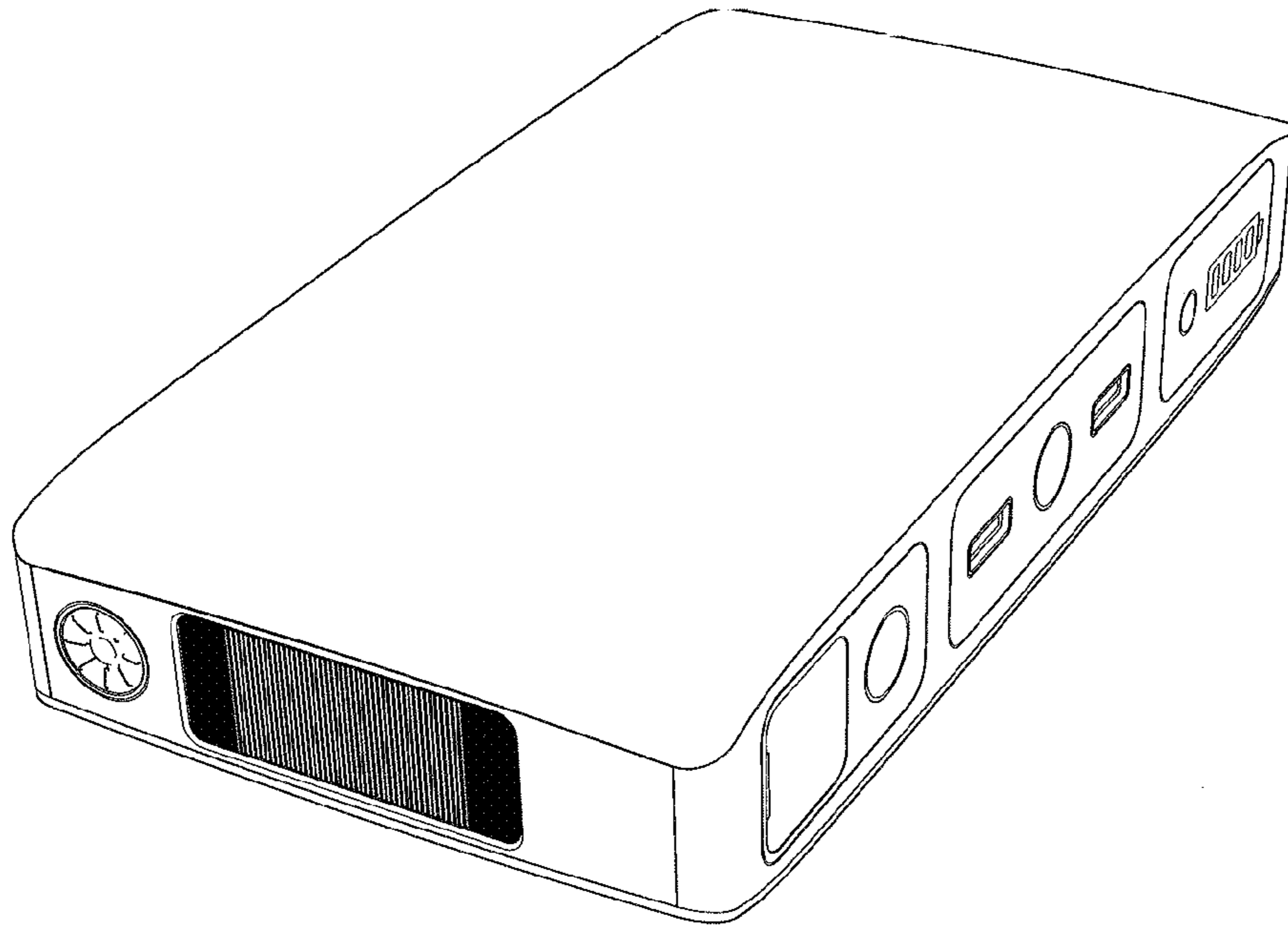


FIG. 1

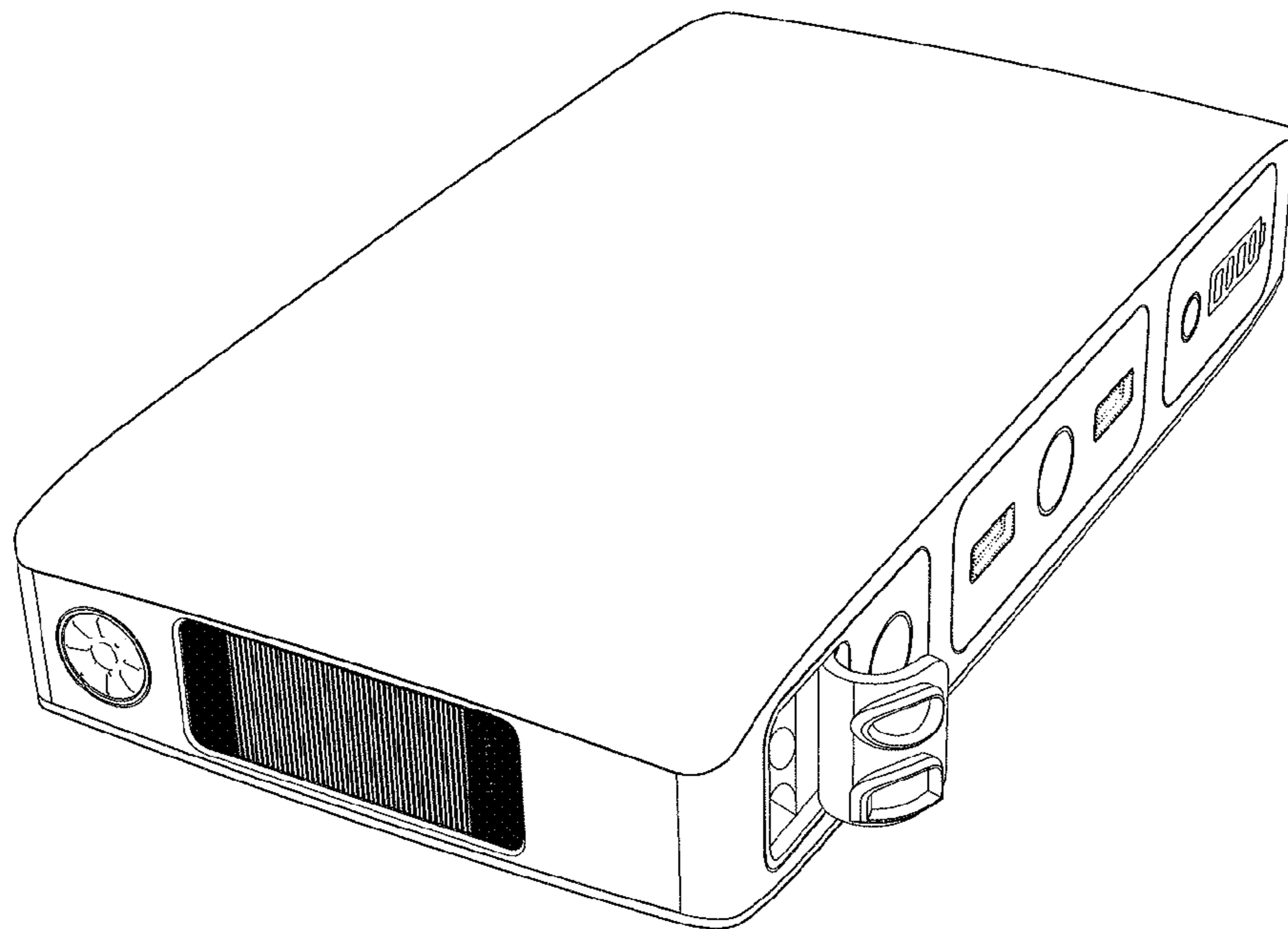


FIG. 2

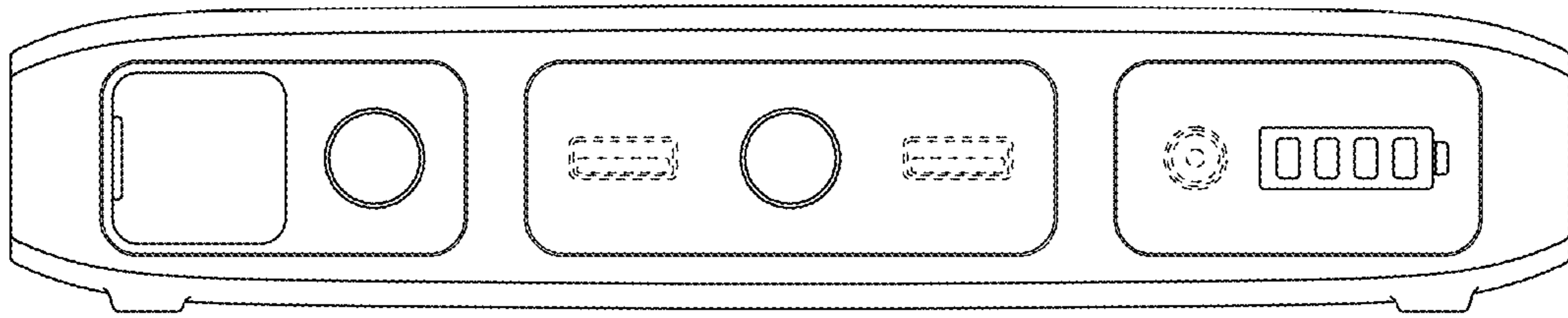


FIG. 3

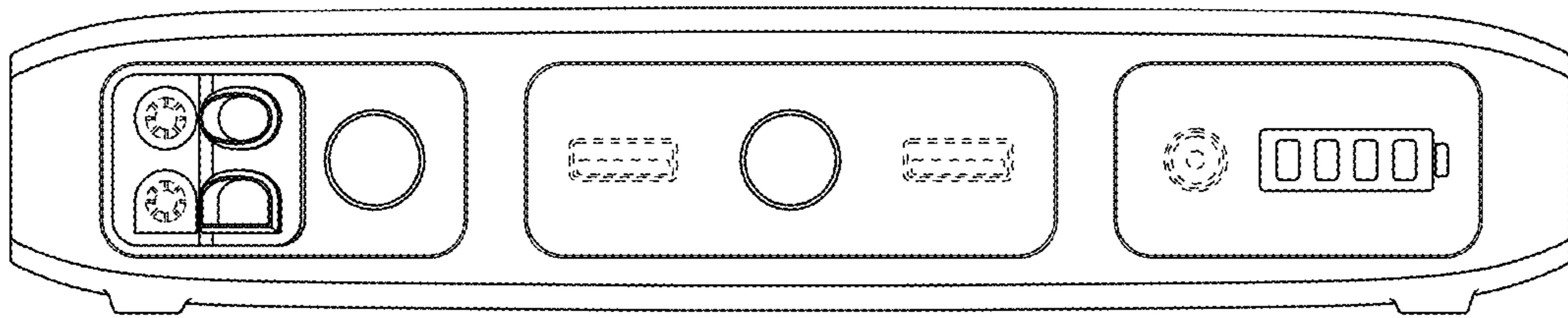


FIG. 4




FIG. 5

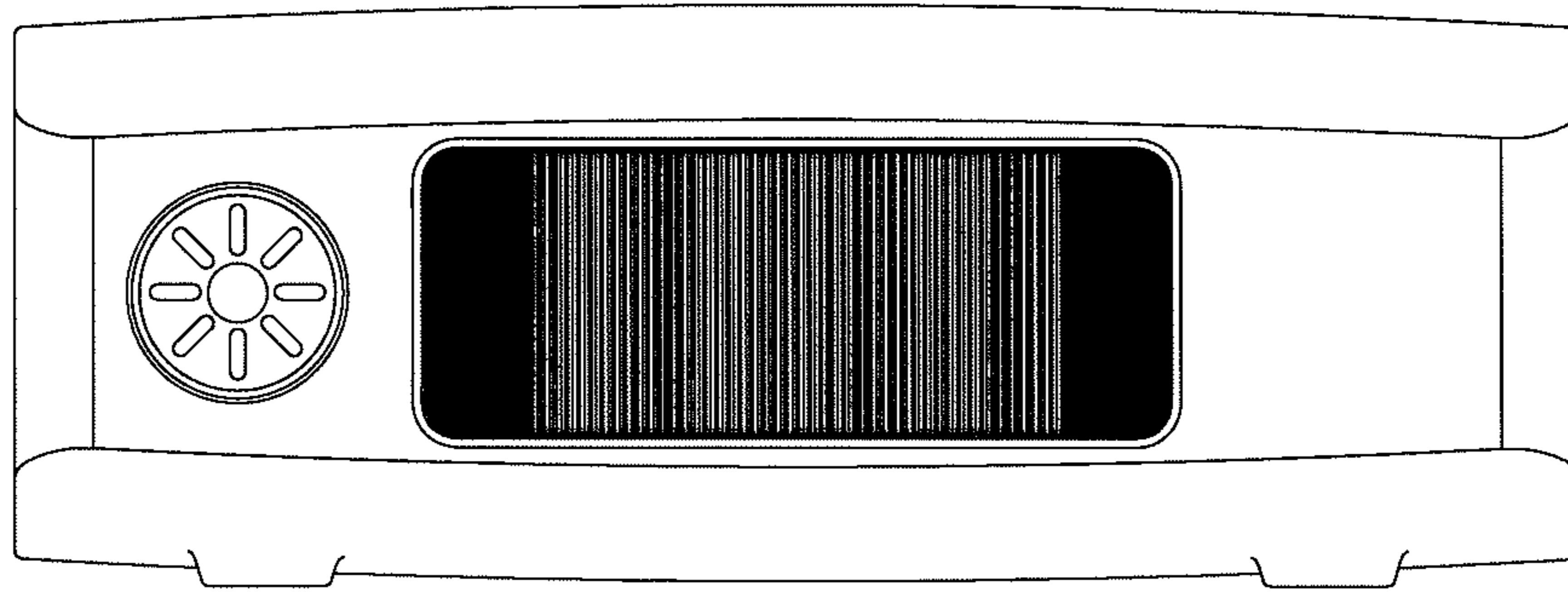


FIG. 6




FIG. 7




FIG. 8




FIG. 9