



US00D769176S

(12) **United States Design Patent**
Monroe

(10) **Patent No.:** **US D769,176 S**

(45) **Date of Patent:** **** Oct. 18, 2016**

(54) **KAYAK**

(71) Applicant: **James Monroe**, Pineville, MO (US)

(72) Inventor: **James Monroe**, Pineville, MO (US)

(**) Term: **15 Years**

(21) Appl. No.: **29/535,759**

(22) Filed: **Aug. 10, 2015**

(51) **LOC (10) Cl.** **12-06**

(52) **U.S. Cl.**
USPC **D12/302**

(58) **Field of Classification Search**
USPC D12/300, 302, 303, 304, 316, 317;
114/343, 345, 347, 348, 351-358, 361,
114/363; D21/542, 801; 441/79
CPC B63B 35/71; B63B 35/715; B63B 35/73;
B63B 35/734; B63B 35/737; A63B
2069/068; B62B 2202/403

See application file for complete search history.

(56) **References Cited**

U.S. PATENT DOCUMENTS

D258,646 S *	3/1981	Schwiemann	D12/300
D315,713 S *	3/1991	Jepson	D12/302
D322,774 S *	12/1991	Arcouette	D12/300
5,127,862 A *	7/1992	Pia	B63B 35/7906 114/39.14
D341,351 S *	11/1993	Arcouette	D12/300
D380,186 S *	6/1997	Van Veen	D12/300

D431,521 S *	10/2000	Howard	D12/300
8,839,735 B2 *	9/2014	VanNimwegen	B63B 35/71 114/347
2007/0249241 A1 *	10/2007	Mott	B63B 35/73 440/38
2008/0035047 A1 *	2/2008	McDonough	B63B 29/00 114/357
2008/0236471 A1 *	10/2008	Mott	B63B 35/71 114/347

* cited by examiner

Primary Examiner — Cynthia M Chin

(74) *Attorney, Agent, or Firm* — Mark Murphey Henry;
Joshua Hallenbeck

(57) **CLAIM**

I claim the ornamental design for a kayak, as shown and described.

DESCRIPTION

FIG. 1 is a perspective view of the kayak in use.

FIG. 2 is a perspective view of the kayak.

FIG. 3 is a side view of the kayak.

FIG. 4 is a top view of the kayak.

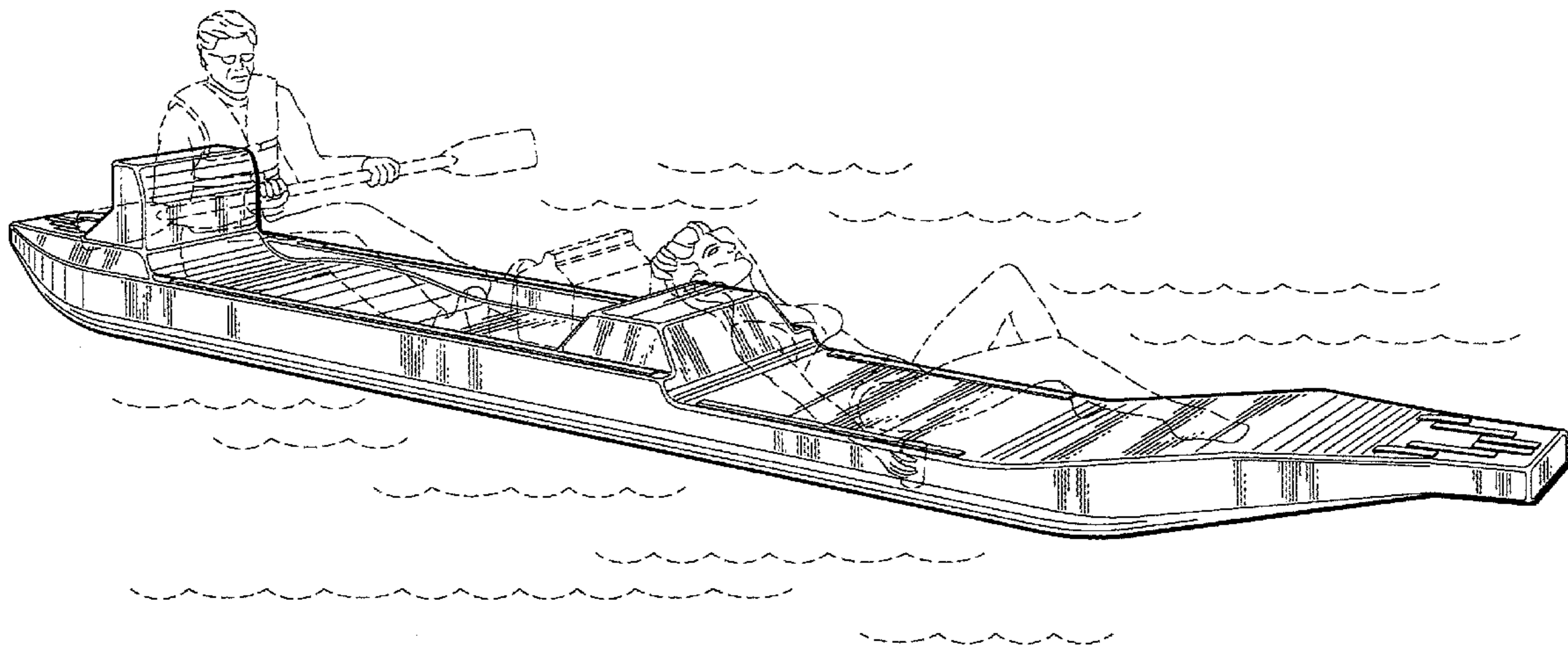
FIG. 5 is a bottom view of the kayak.

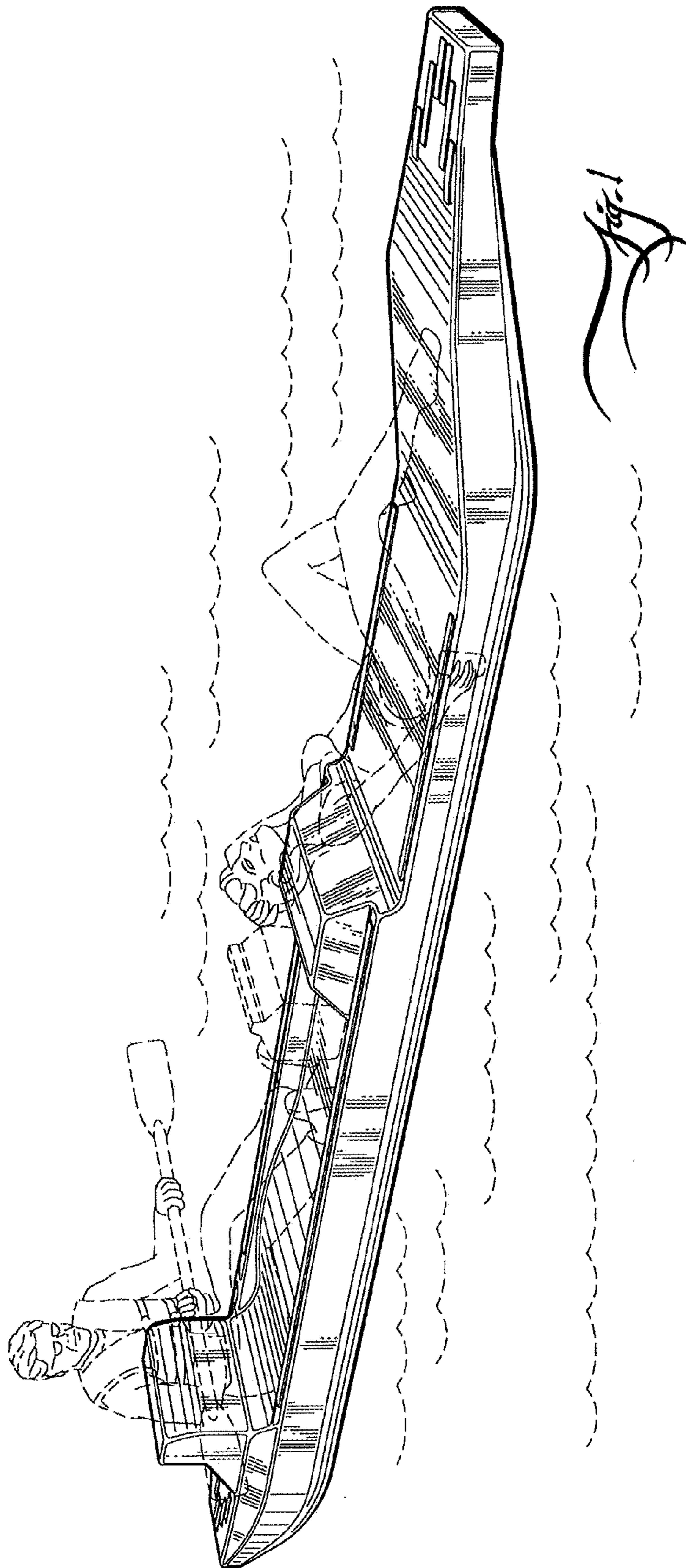
FIG. 6 is a front view of the kayak; and,

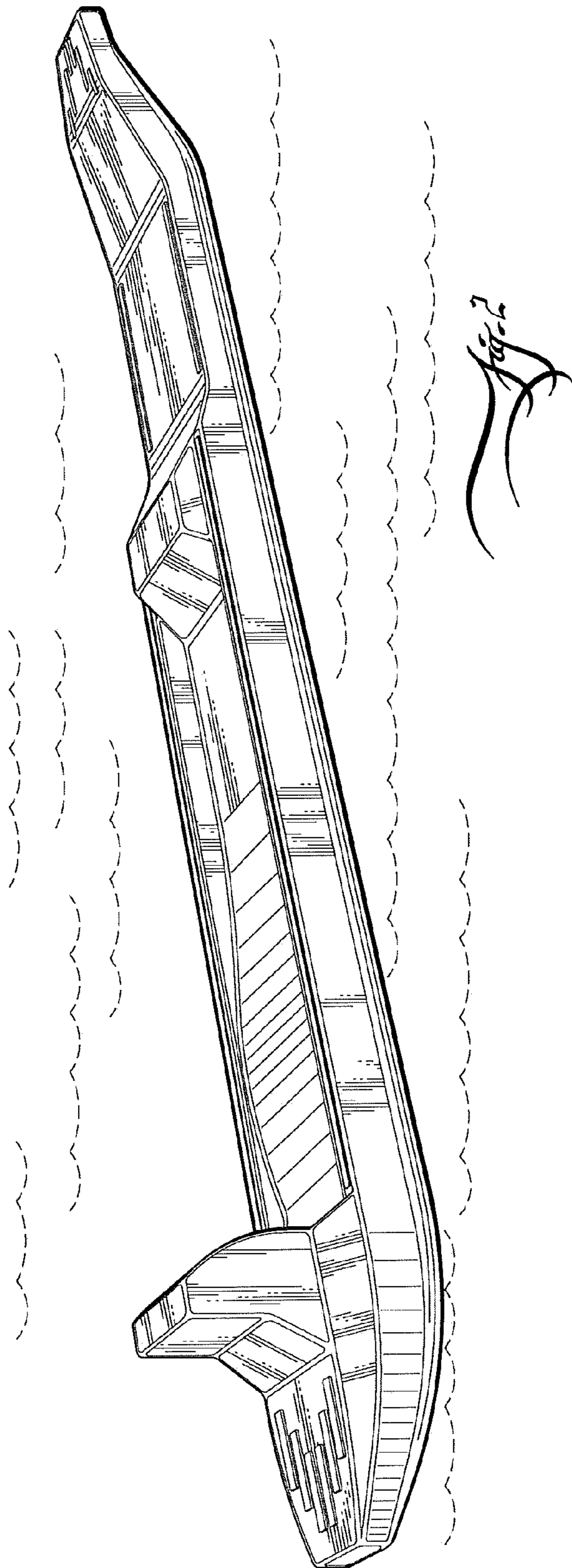
FIG. 7 is a rear view of the kayak.

The broken lines represent the environment in which the article resides and forms no part of the claimed design.

1 Claim, 4 Drawing Sheets







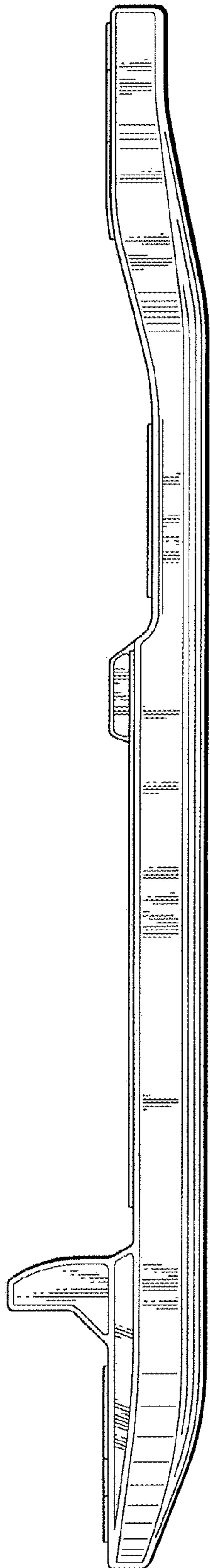


Fig. 3

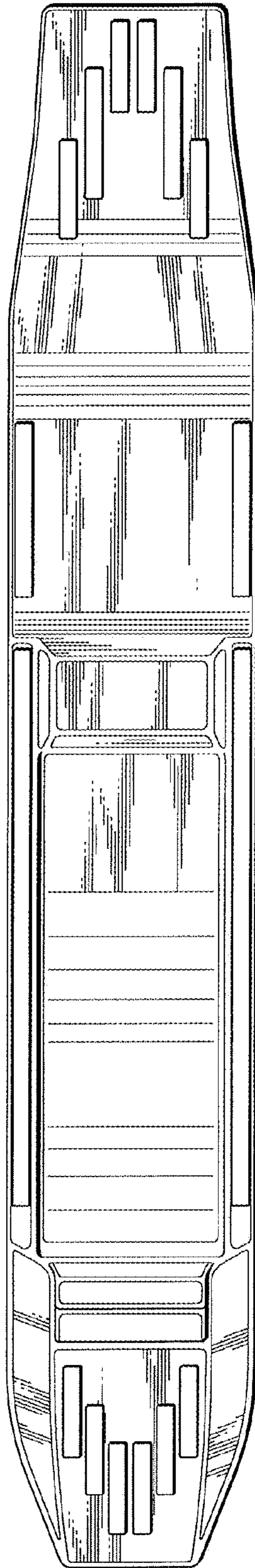


Fig. 4

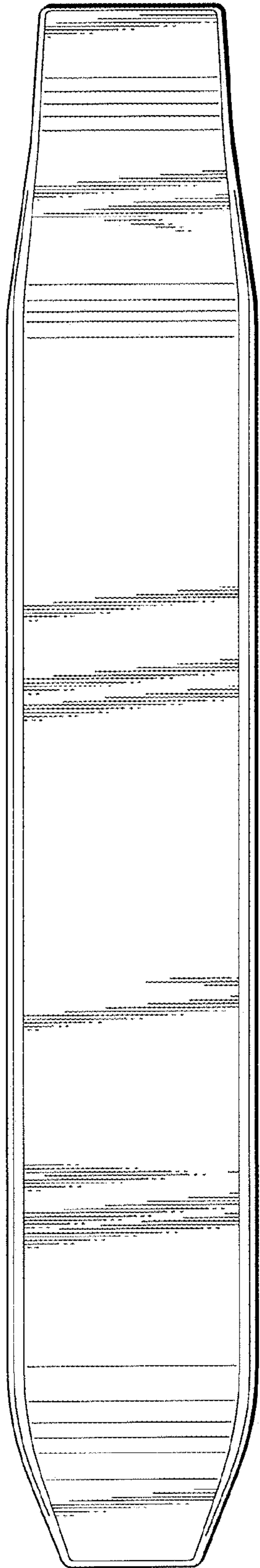


Fig. 5

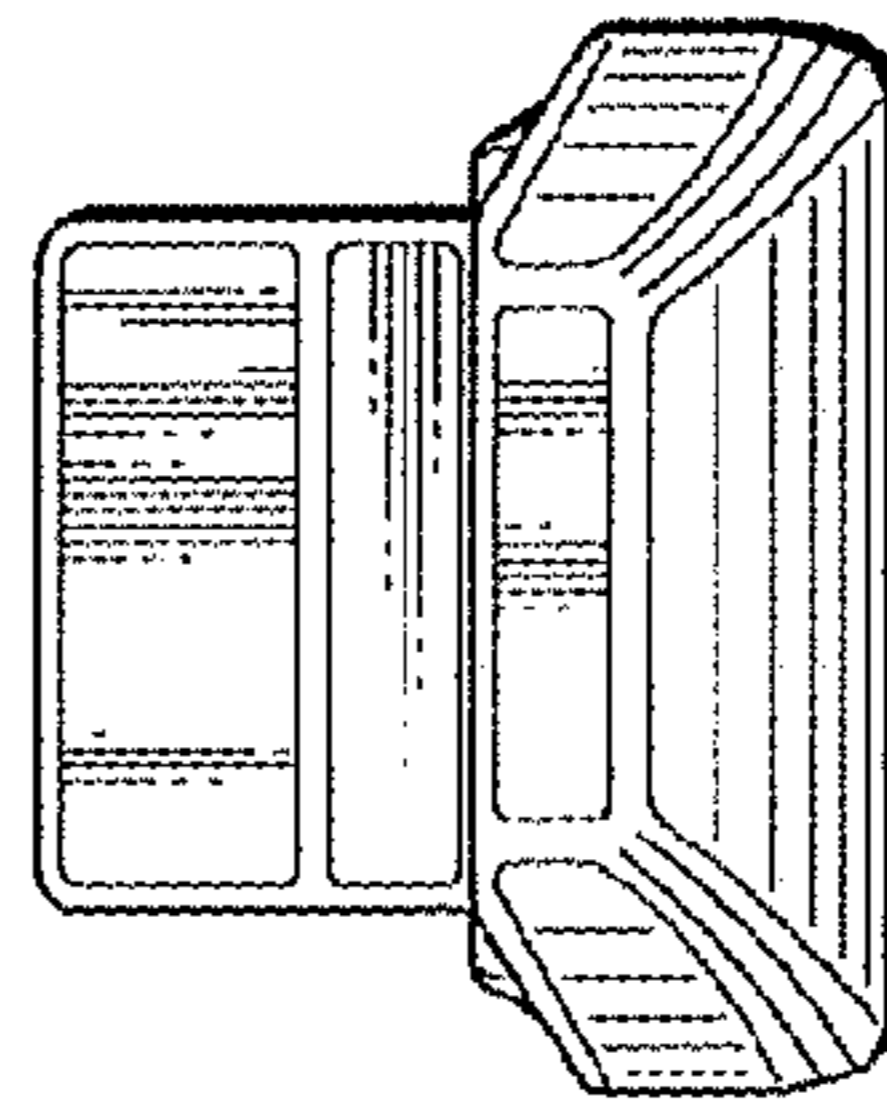


Fig. 7

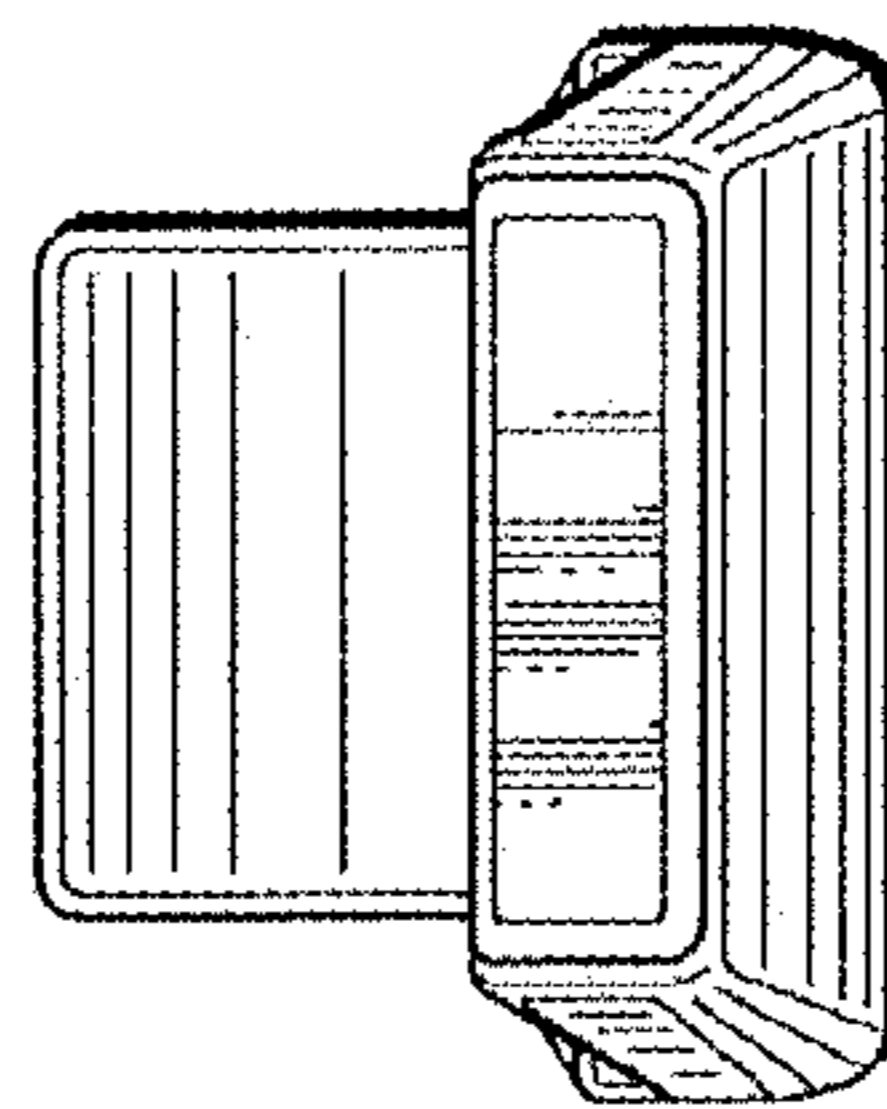


Fig. 6