



US00D769156S

(12) **United States Design Patent** (10) **Patent No.:** **US D769,156 S**  
**Lesnik et al.** (45) **Date of Patent:** **\*\* Oct. 18, 2016**

(54) **VEHICLE, TOY, AND/OR REPLICAS THEREOF**

(71) Applicant: **Daimler AG**, Stuttgart (DE)

(72) Inventors: **Robert Lesnik**, Leonberg (DE);  
**Slavche Tanevski**, Munich (DE);  
**Gorden Wagener**, Gaeufelden (DE)

(73) Assignee: **Daimler AG**, Stuttgart (DE)

(\*\*) Term: **14 Years**

(21) Appl. No.: **29/523,472**

(22) Filed: **Apr. 10, 2015**

(30) **Foreign Application Priority Data**

Oct. 13, 2014 (WO) ..... DM/084676

(51) **LOC (10) Cl.** ..... **12-08**

(52) **U.S. Cl.**  
USPC ..... **D12/92**

(58) **Field of Classification Search**  
USPC ..... D12/86, 90-92, 164; D21/421, 433,  
D21/434; 296/181.1, 181.5  
CPC ..... B62D 35/00; B62D 25/00; B62D 25/06;  
B62D 25/08; B62D 33/00  
See application file for complete search history.

(56) **References Cited**

**U.S. PATENT DOCUMENTS**

D580,826 S \* 11/2008 Rhoades ..... D12/92  
D664,078 S \* 7/2012 Futschik ..... D12/164  
D701,798 S \* 4/2014 Futschik ..... D12/164

D703,584 S \* 4/2014 Futschik ..... D12/92  
D711,790 S \* 8/2014 Futschik ..... D12/164  
D716,198 S \* 10/2014 Futschik ..... D12/164  
D744,383 S \* 12/2015 Futschik ..... D12/164  
D747,671 S \* 1/2016 Frei ..... D12/164

\* cited by examiner

*Primary Examiner* — Melody N Brown

(74) *Attorney, Agent, or Firm* — Crowell & Moring LLP


(57) **CLAIM**

The ornamental design for a vehicle, toy, and/or replicas thereof, as shown and described.

**DESCRIPTION**

This application contains subject matter related to the following co-pending U.S. design patent applications: Application Ser. No. 29/515,462, filed Jan. 23, 2015 and entitled "Vehicle, Toy, and/or Replicas Thereof"; Application Ser. No. 29/515,464, filed Jan. 23, 2015 and entitled "Front Portion of a Vehicle, Toy, and/or Replicas Thereof"; and Application Ser. No. 29/523,473, filed herewith and entitled "Rear Portion of a Vehicle, Toy, and/or Replicas Thereof". FIG. 1 is a left, front perspective view of a vehicle, toy, and/or replicas thereof according to the design; FIG. 2 is a left, rear perspective view thereof; FIG. 3 is a left side view thereof; FIG. 4 is a right side view thereof; FIG. 5 is a front view thereof; FIG. 6 is a rear view thereof; and, FIG. 7 is a top view thereof. The broken lines are for illustrative purposes only and form no part of the claimed design.

**1 Claim, 6 Drawing Sheets**



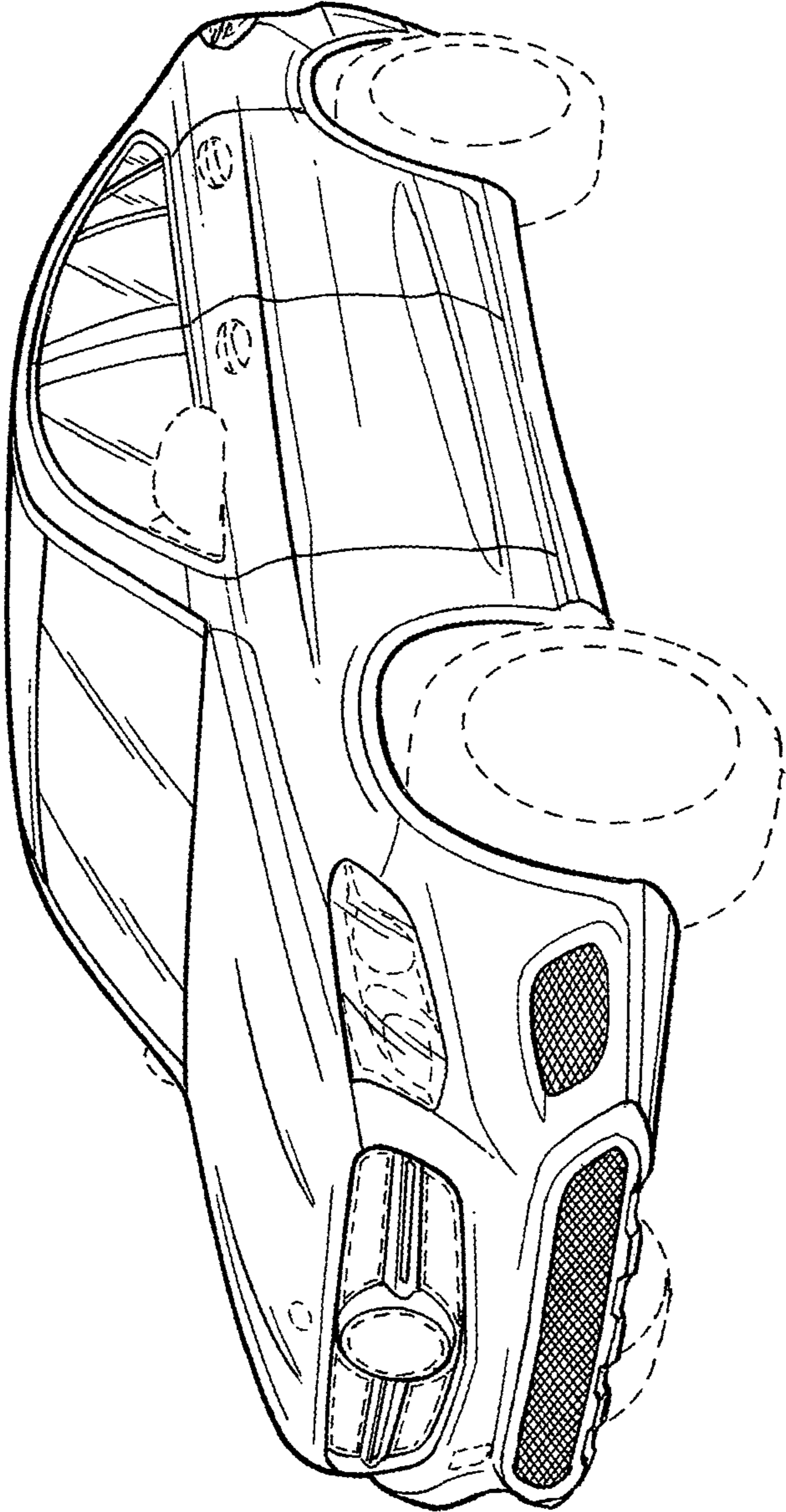


FIG. 1

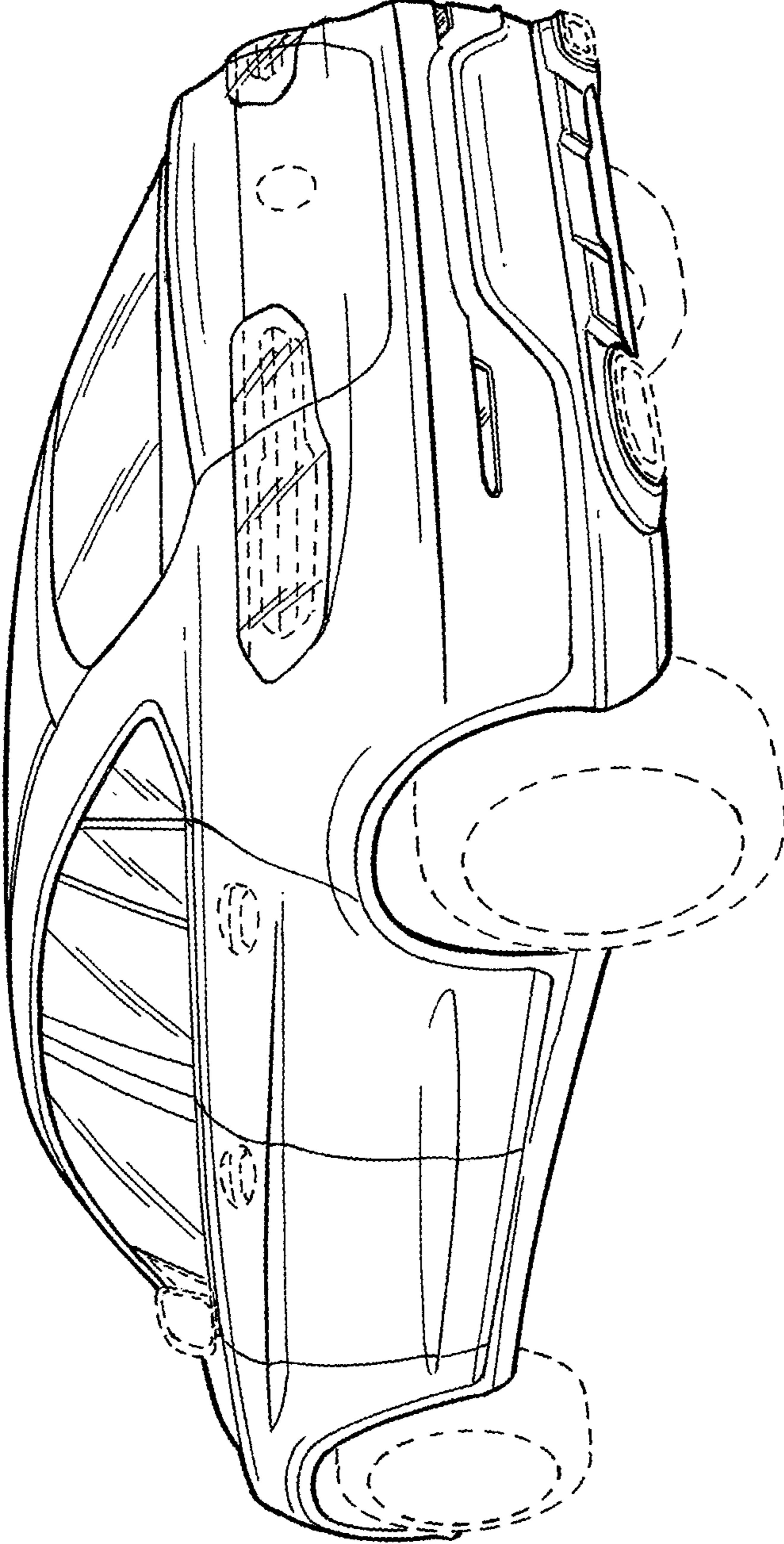


FIG. 2

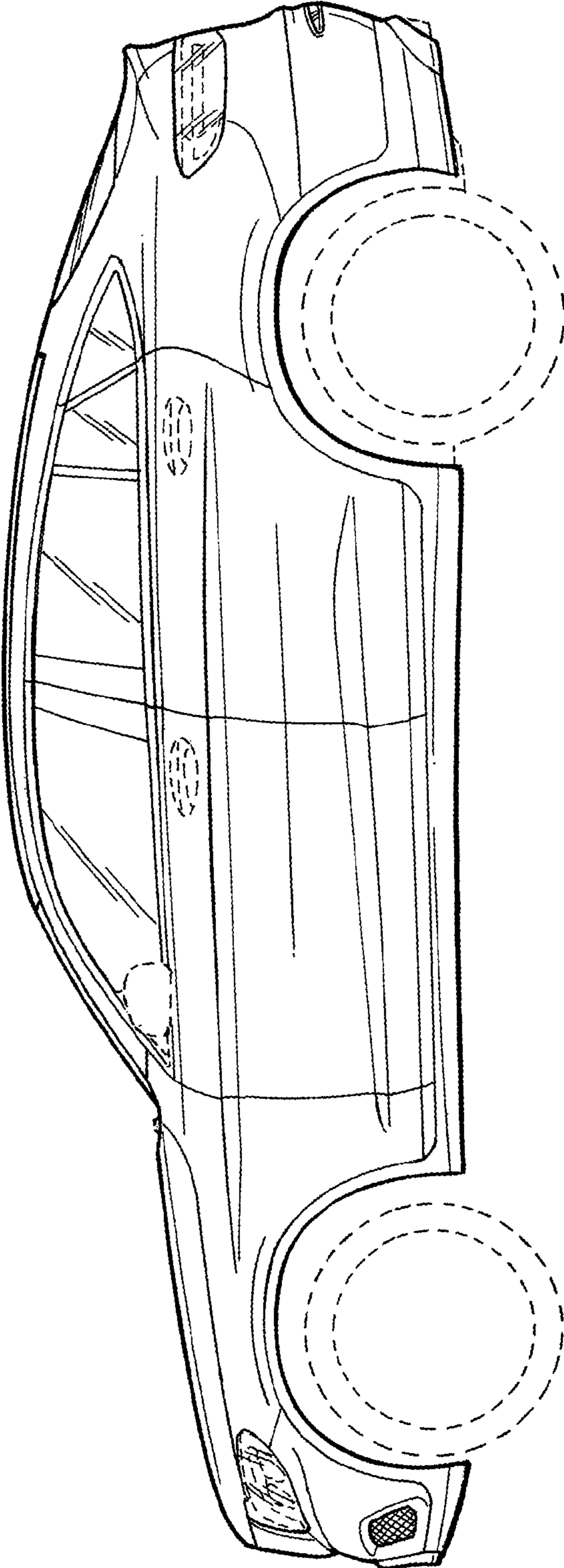


FIG. 3

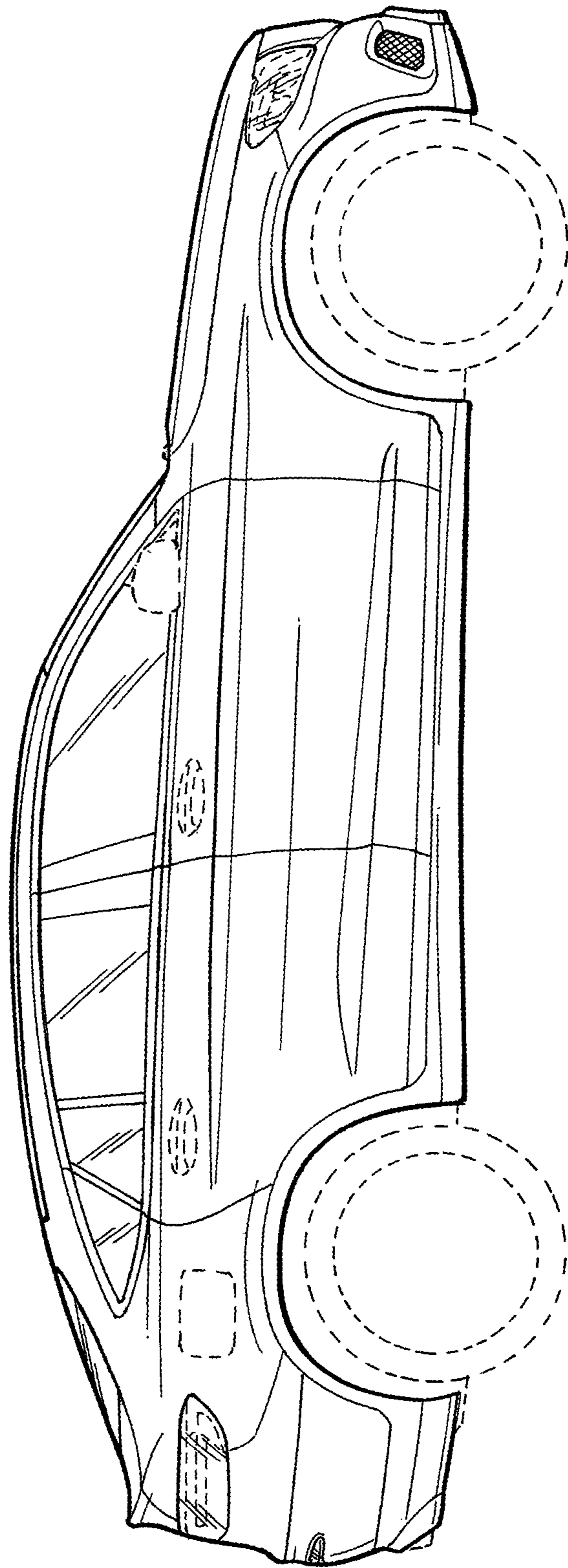


FIG. 4




FIG. 5




FIG. 6




FIG. 7