



US00D769145S

(12) **United States Design Patent** (10) **Patent No.:** **US D769,145 S**
Mikogami et al. (45) **Date of Patent:** **** Oct. 18, 2016**

(54) **ELEVATOR CONTROL PANEL**
(71) Applicant: **FUJITEC CO., LTD.**, Hikone-shi, Shiga (JP)
(72) Inventors: **Kentaro Mikogami**, Hikone (JP); **Masataka Nozu**, Hikone (JP); **Masahiro Shirasawa**, Hikone (JP)
(73) Assignee: **FUJITEC CO., LTD.**, Hikone-shi (JP)
(**) Term: **15 Years**

D568,288 S * 5/2008 Suzuki D14/171
D589,829 S * 4/2009 Friedli D10/108
D589,830 S * 4/2009 Friedli D10/108
D589,831 S * 4/2009 Friedli D10/108
D596,977 S * 7/2009 Ogura D10/108
D597,103 S * 7/2009 Xiao D14/500
D601,052 S * 9/2009 Friedli D10/108
7,958,971 B2 * 6/2011 Mangini B66B 1/463
187/380
D658,175 S * 4/2012 Goetzen D14/371
D665,686 S * 8/2012 Lee D10/108
D667,745 S * 9/2012 Wu D10/108
D691,096 S * 10/2013 Beroukas D13/162
D705,108 S * 5/2014 Lee D10/108
D708,084 S * 7/2014 Lee D10/108

(21) Appl. No.: **29/543,799**

* cited by examiner

(22) Filed: **Oct. 28, 2015**

Primary Examiner — George D Kirschbaum

(30) **Foreign Application Priority Data**

(74) *Attorney, Agent, or Firm* — Sterne, Kessler, Goldstein & Fox P.L.L.C.

Jul. 24, 2015 (JP) 2015-016512

(51) **LOC (10) Cl.** **10-05**

(52) **U.S. Cl.**
USPC **D10/108**

(58) **Field of Classification Search**
USPC D10/108, 15; D14/150, 171, 371;
D13/162

CPC B66B 1/463
See application file for complete search history.

(56) **References Cited**

U.S. PATENT DOCUMENTS

D359,694 S * 6/1995 Reeve, Jr. D10/15
D457,869 S * 5/2002 Narita D14/150


(57) **CLAIM**

The ornamental design for an elevator control panel, as shown and described.

DESCRIPTION

FIG. 1 is a perspective view of an elevator control panel showing our new design;
FIG. 2 is a front view thereof;
FIG. 3 is a rear view thereof;
FIG. 4 is a top plan view thereof;
FIG. 5 is a bottom view thereof; and,
FIG. 6 is a right side view thereof, the left side view being a mirror image thereof.

1 Claim, 4 Drawing Sheets



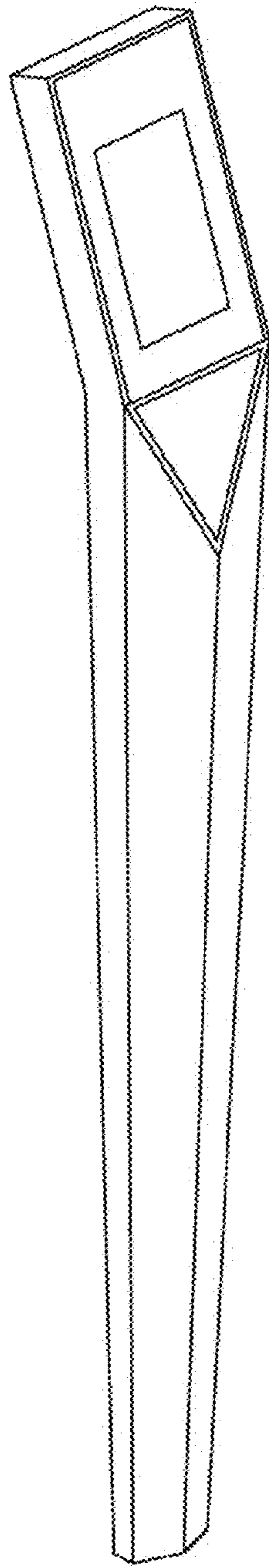


FIG. 1




FIG. 2




FIG. 3

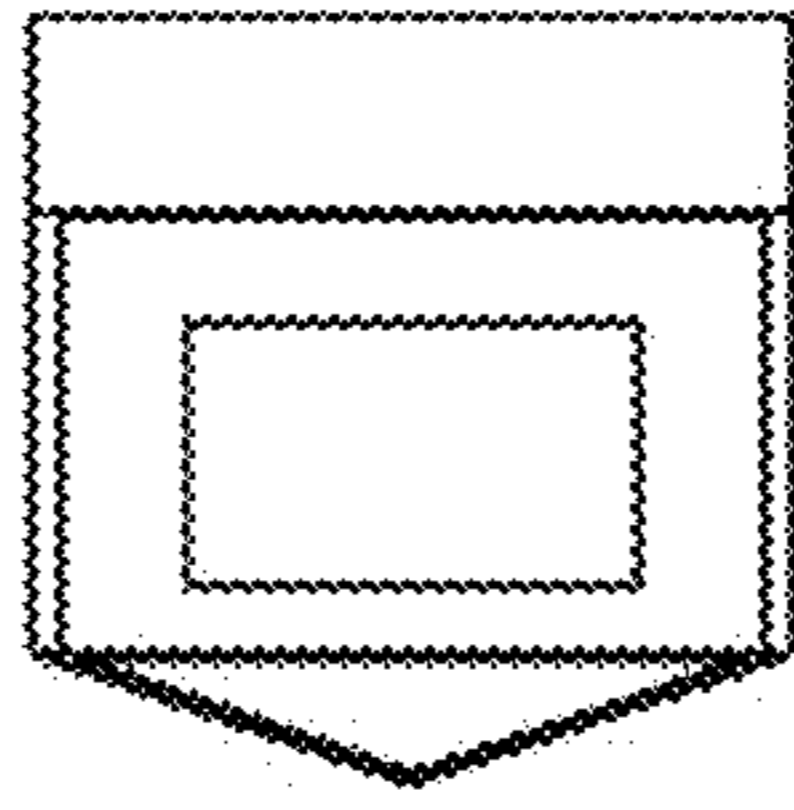


FIG. 4

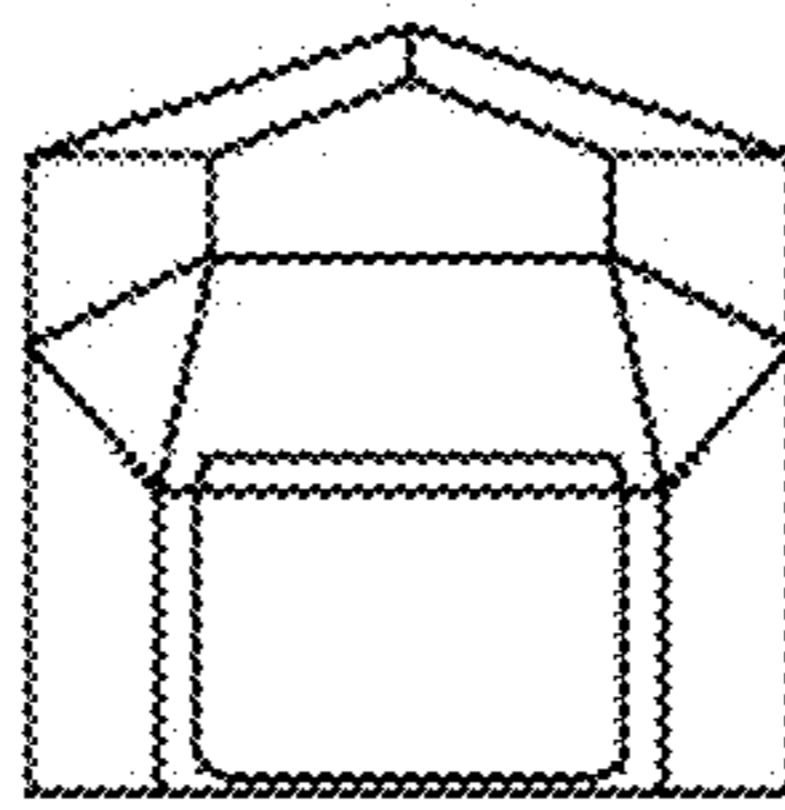


FIG. 5




FIG. 6