

US00D769127S

(12) **United States Design Patent**  
**Mckirdy**

(10) **Patent No.:** **US D769,127 S**

(45) **Date of Patent:** **\*\* Oct. 18, 2016**

(54) **BOX WITH CLEAR REMOVABLE LID AND HOLLOW CENTER**

(71) Applicant: **Chris Mckirdy**, Port Elliot (AU)

(72) Inventor: **Chris Mckirdy**, Port Elliot (AU)

(\*\*) Term: **15 Years**

(21) Appl. No.: **29/537,506**

(22) Filed: **Aug. 26, 2015**

(51) **LOC (10) Cl.** ..... **09-01**

(52) **U.S. Cl.**  
USPC ..... **D9/629; D9/414**

(58) **Field of Classification Search**  
USPC ..... D9/600, 629, 414-434; 206/457, 494,  
206/459.5, 527, 540; 229/116.1-116.2;  
446/77; 215/381-384, 400;  
D7/514-516, 539, 544, 571, 579, 604,  
D7/613, 619.2, 628-630, 391-392.1;  
D3/270-271.3

CPC ..... B65D 67/00; B65D 81/36; B65D 81/60;  
B65D 81/368; B65D 2203/00; B65D  
2203/02; A63H 33/16

See application file for complete search history.

(56) **References Cited**

**U.S. PATENT DOCUMENTS**

3,016,178 A \* 1/1962 Knocks ..... B65D 11/00  
229/116.2  
3,610,510 A \* 10/1971 Lowry ..... B65D 1/34  
206/457

D363,303 S \* 10/1995 Winston ..... D9/629  
D383,061 S \* 9/1997 Kolby-Larsen ..... D9/629  
D405,002 S \* 2/1999 Appelbaum ..... D9/629  
D523,757 S \* 6/2006 Garcia ..... D9/418  
D540,691 S \* 4/2007 Davies ..... D9/417  
D645,261 S \* 9/2011 Puskas ..... D6/303  
D687,206 S \* 8/2013 Smith ..... D1/112  
D697,422 S \* 1/2014 Changpan ..... D9/629  
D734,162 S \* 7/2015 Delao ..... D9/629  
D741,063 S \* 10/2015 Broyles ..... D3/271.1

\* cited by examiner

*Primary Examiner* — Sandra Morris

(74) *Attorney, Agent, or Firm* — Roberts Mlotkowski  
Safran Cole & Calderon P.C.

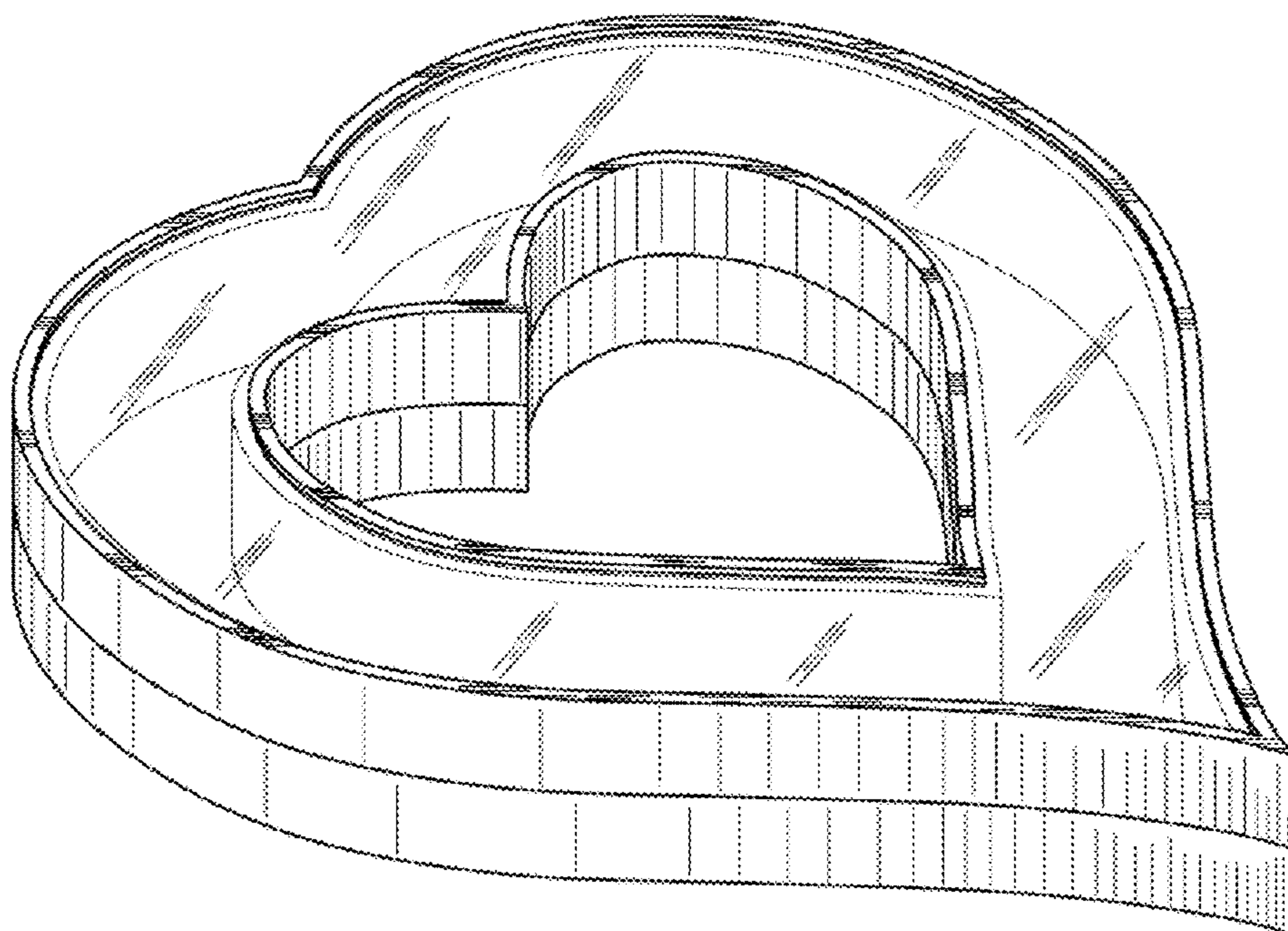
(57) **CLAIM**

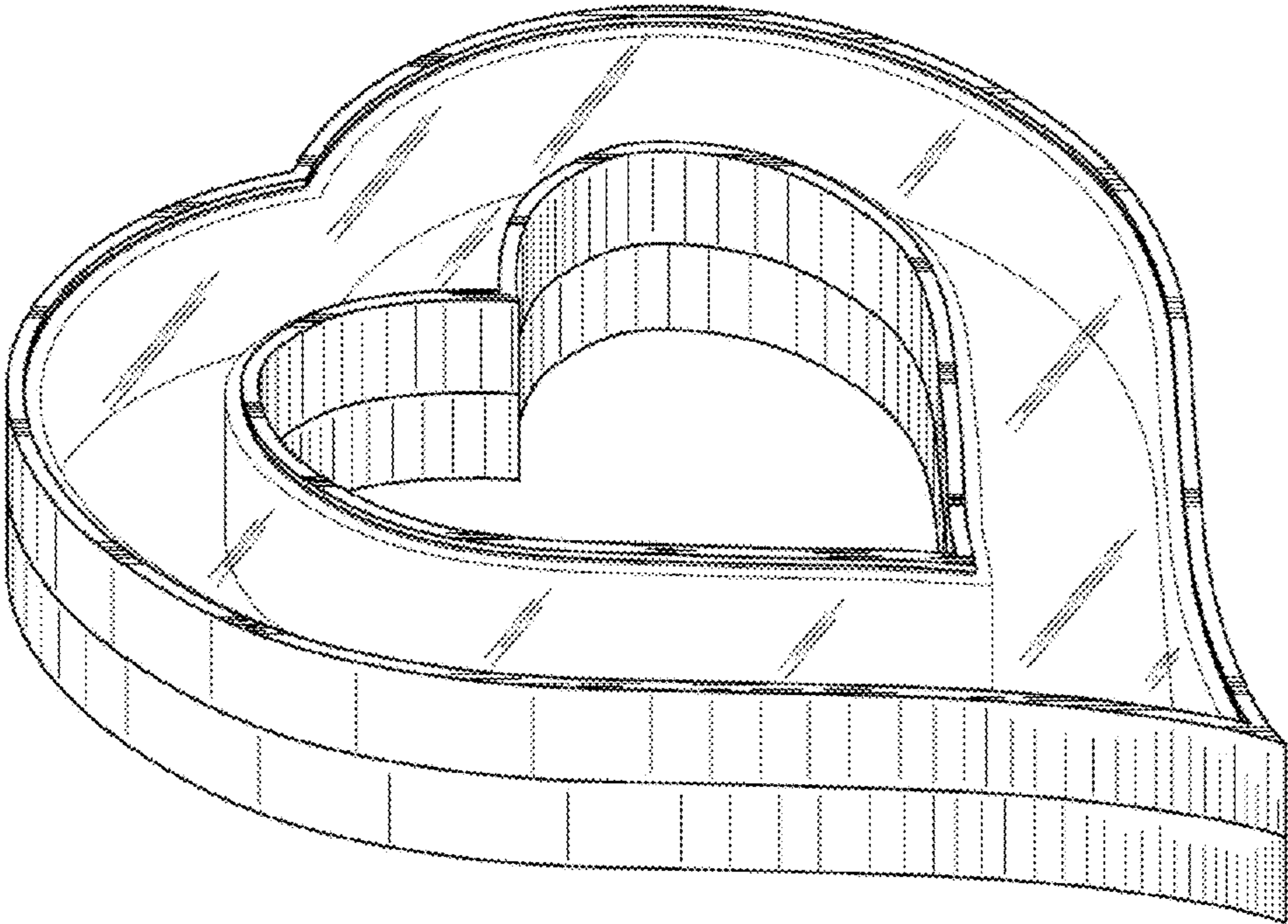
The ornamental design for a box with a clear removable lid and a hollow center, as shown and described.

**DESCRIPTION**


FIG. 1 is an elevated perspective view of a box with a clear lid and a hollow center in accordance with the new design; FIG. 2 is a top view thereof; FIG. 3 is a front view thereof; FIG. 4 is a side view thereof; FIG. 5 is a bottom view thereof; FIG. 6 is a bottom perspective view thereof; and, FIG. 7 is an elevated perspective view thereof, with the lid removed from the lower part of the box.

**1 Claim, 7 Drawing Sheets**

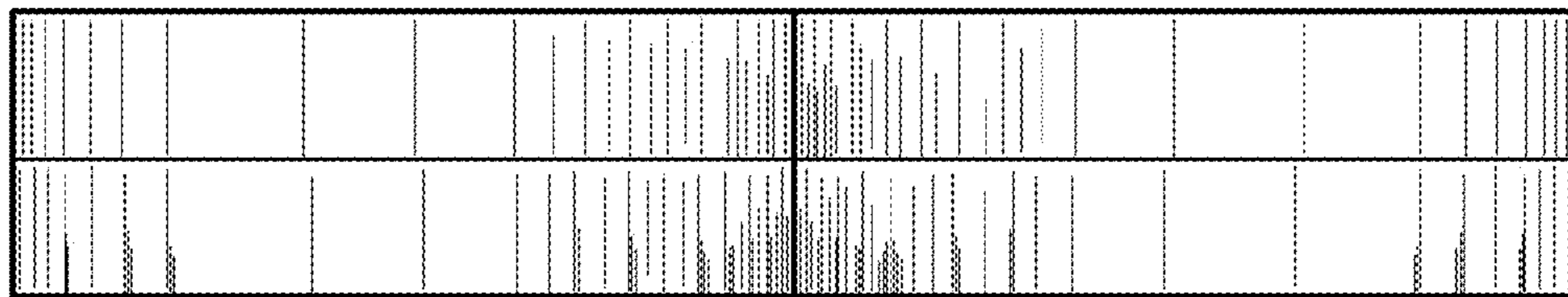




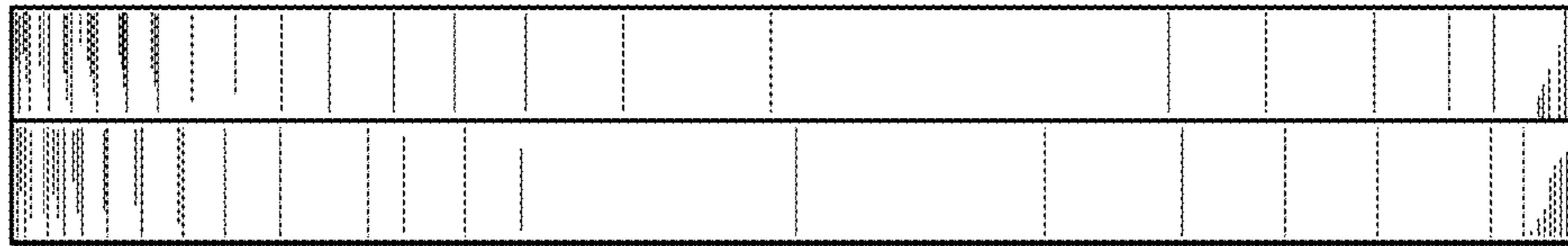
**FIG. 1**



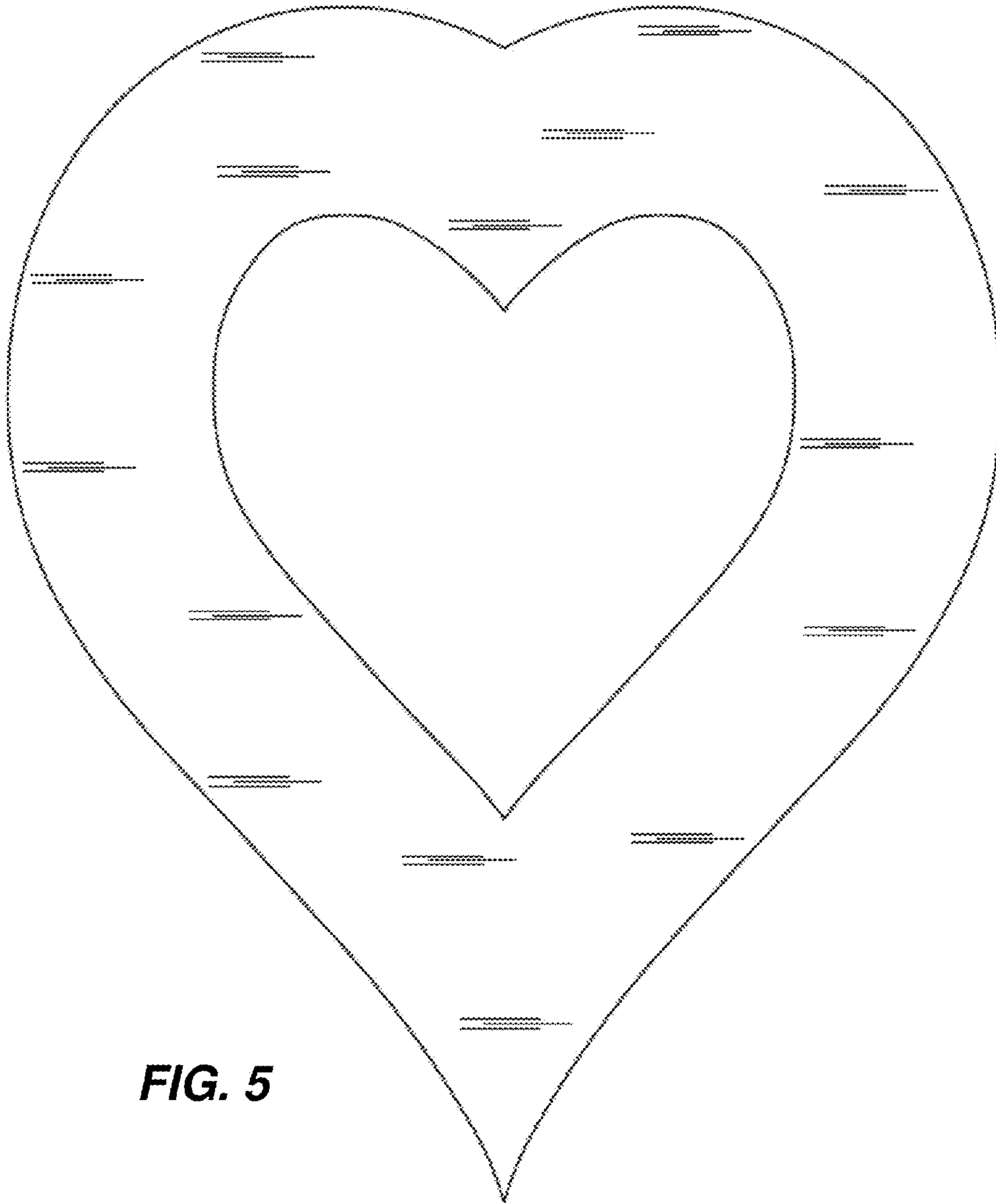
**FIG. 2**



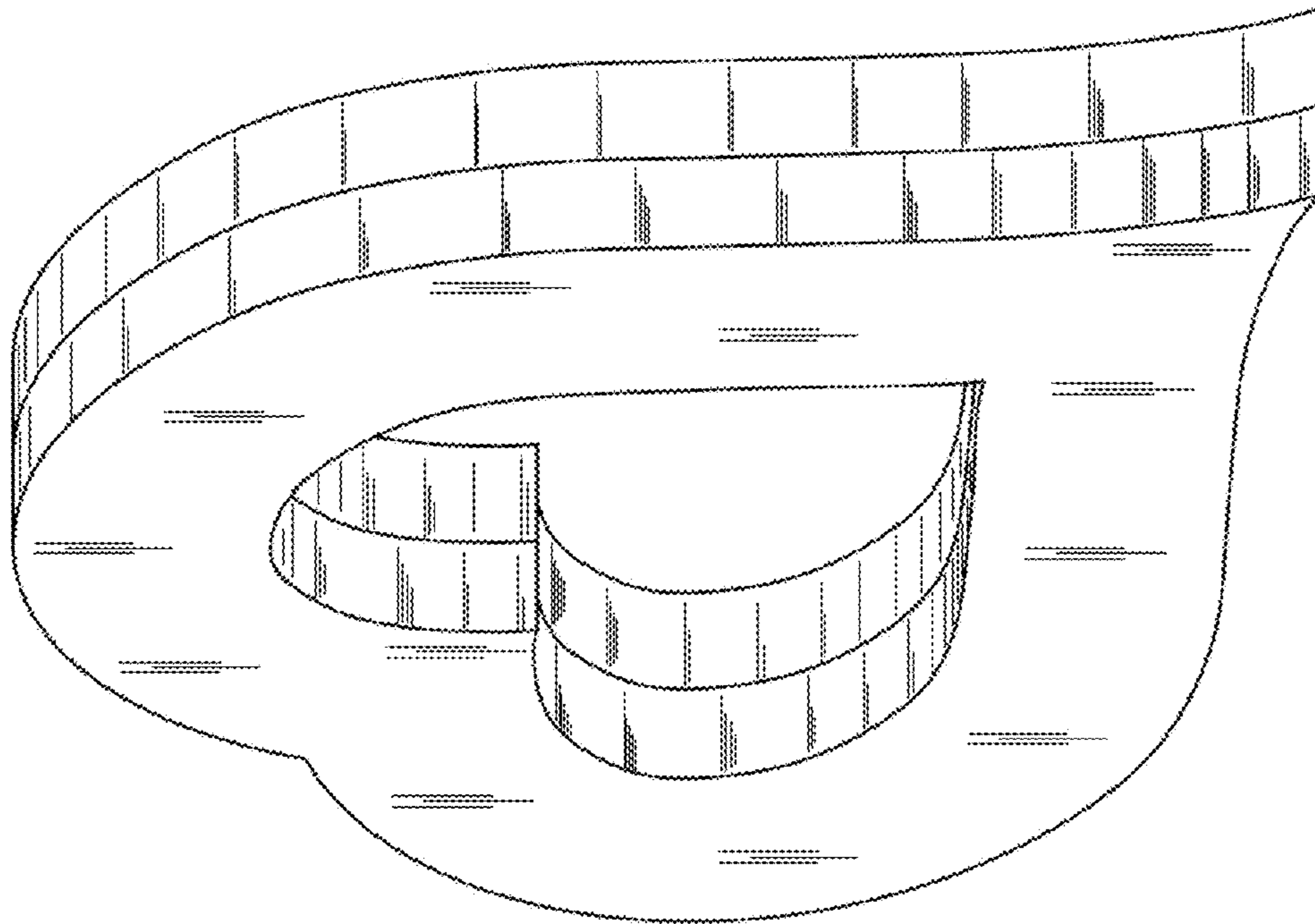
**FIG. 3**



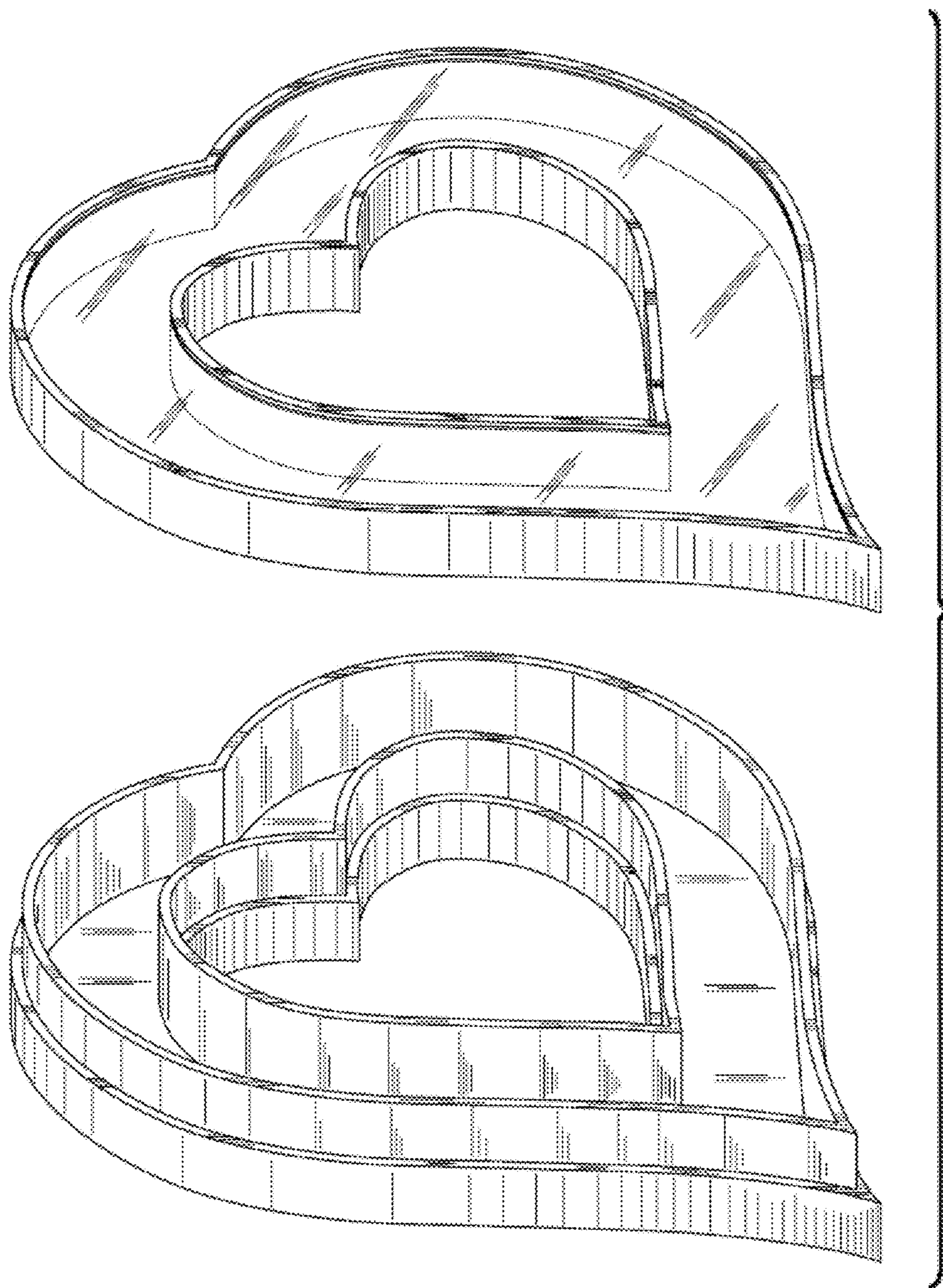
**FIG. 4**



**FIG. 5**



**FIG. 6**



**FIG. 7**