



US00D769125S

(12) **United States Design Patent**
Rizzotti

(10) **Patent No.:** **US D769,125 S**

(45) **Date of Patent:** **** Oct. 18, 2016**

(54) **PACKAGING FOR FOODSTUFF**

(71) Applicant: **Alois Dallmayr Kaffee oHG**, München (DE)

(72) Inventor: **Daniel Rizzotti**, Deisenhofen (DE)

(73) Assignee: **ALOIS DALLMAYR KAFFEE OHG.** (DE)

(**) Term: **14 Years**

(21) Appl. No.: **29/451,417**

(22) Filed: **Apr. 2, 2013**

(30) **Foreign Application Priority Data**

Mar. 27, 2013 (EM) 002210286

(51) **LOC (10) Cl.** **09-01**

(52) **U.S. Cl.**
USPC **D9/574**; D9/435; D9/520; D9/560

(58) **Field of Classification Search**

USPC D9/434-435, 444-445, 516, 529-530,
D9/541-544, 560, 574, 682, 686, 715,
D9/719; D7/590-591, 596-597, 612, 615,
D7/679

CPC B65D 1/00; B65D 1/02; B65D 1/0223;
B65D 23/00; B65D 81/00; B65D 2501/00;
B65D 2501/0009; B65D 2501/0081

See application file for complete search history.

(56) **References Cited**

U.S. PATENT DOCUMENTS

D210,353 S * 3/1968 Platte D9/541
D227,750 S * 7/1973 Goldsholl D9/520
4,349,157 A * 9/1982 Beiswenger et al. 239/509
4,369,921 A * 1/1983 Beiswenger et al. 239/317
D296,813 S * 7/1988 Ellison D23/225
6,516,963 B2 * 2/2003 Mihashi 215/373
D489,628 S * 5/2004 Bakic D9/560

D545,685 S * 7/2007 Henderson D9/560
D546,701 S * 7/2007 Henderson D9/560
D550,094 S * 9/2007 Henderson D9/560
D584,953 S * 1/2009 Rica D9/544
D586,661 S * 2/2009 Sherman et al. D9/560
D592,515 S * 5/2009 Francis et al. D9/529
D633,805 S * 3/2011 Servaire et al. D9/542
D732,394 S * 6/2015 DeMarco D9/444

FOREIGN PATENT DOCUMENTS

EM M8903813-0001 5/1989
EM 40403899-0002 7/2004
EM 000544960-0001 6/2006
EM 000563218-0001 7/2006

(Continued)

Primary Examiner — Dana L Meyrow

(74) *Attorney, Agent, or Firm* — McGuireWoods LLP

(57) **CLAIM**

I claim the ornamental design for a packaging for foodstuff, as shown and described.

DESCRIPTION

FIG. 1 is a front elevation view of a packaging for foodstuff showing my new design;

FIG. 2 is a rear elevation view thereof;

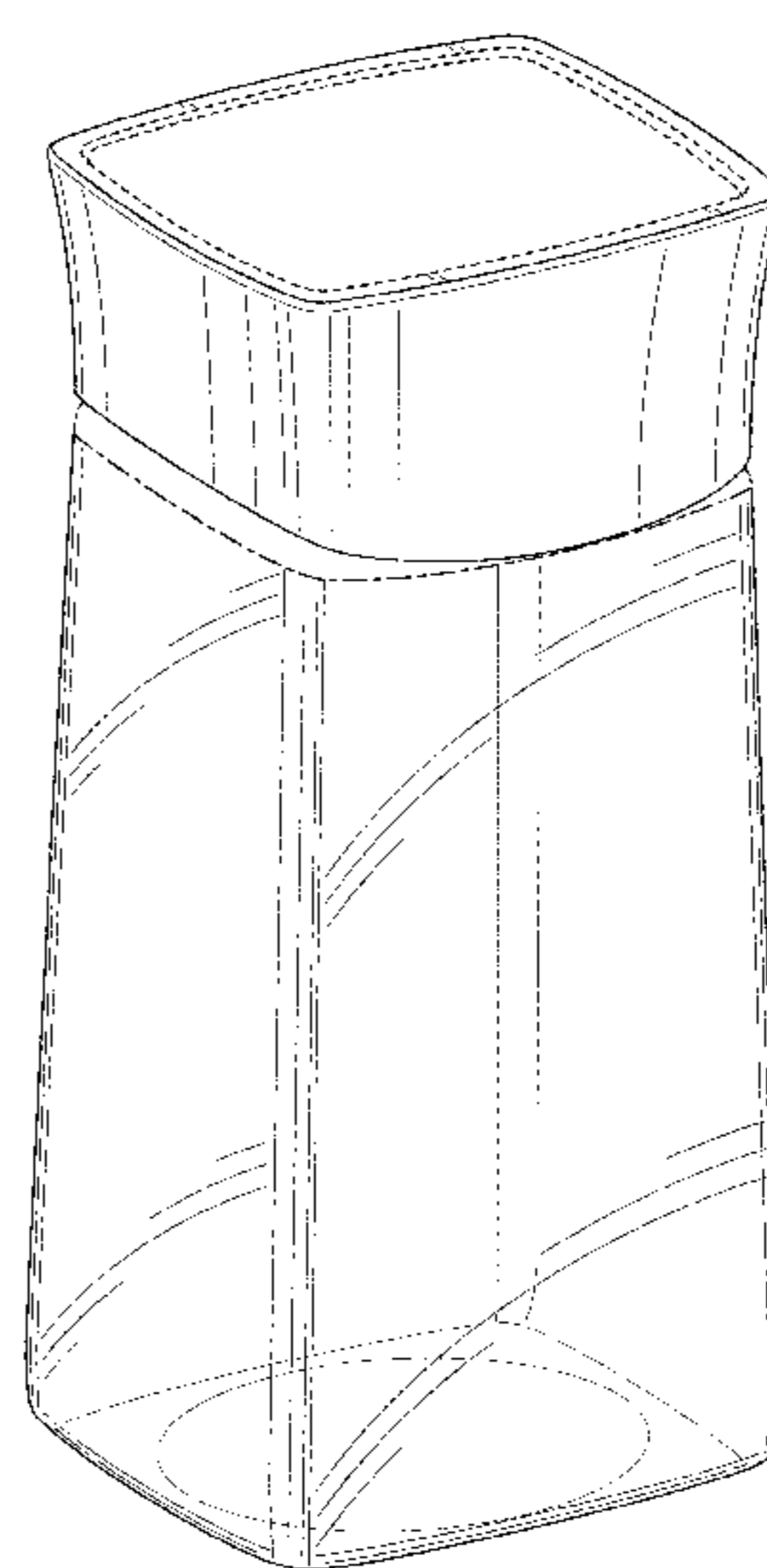
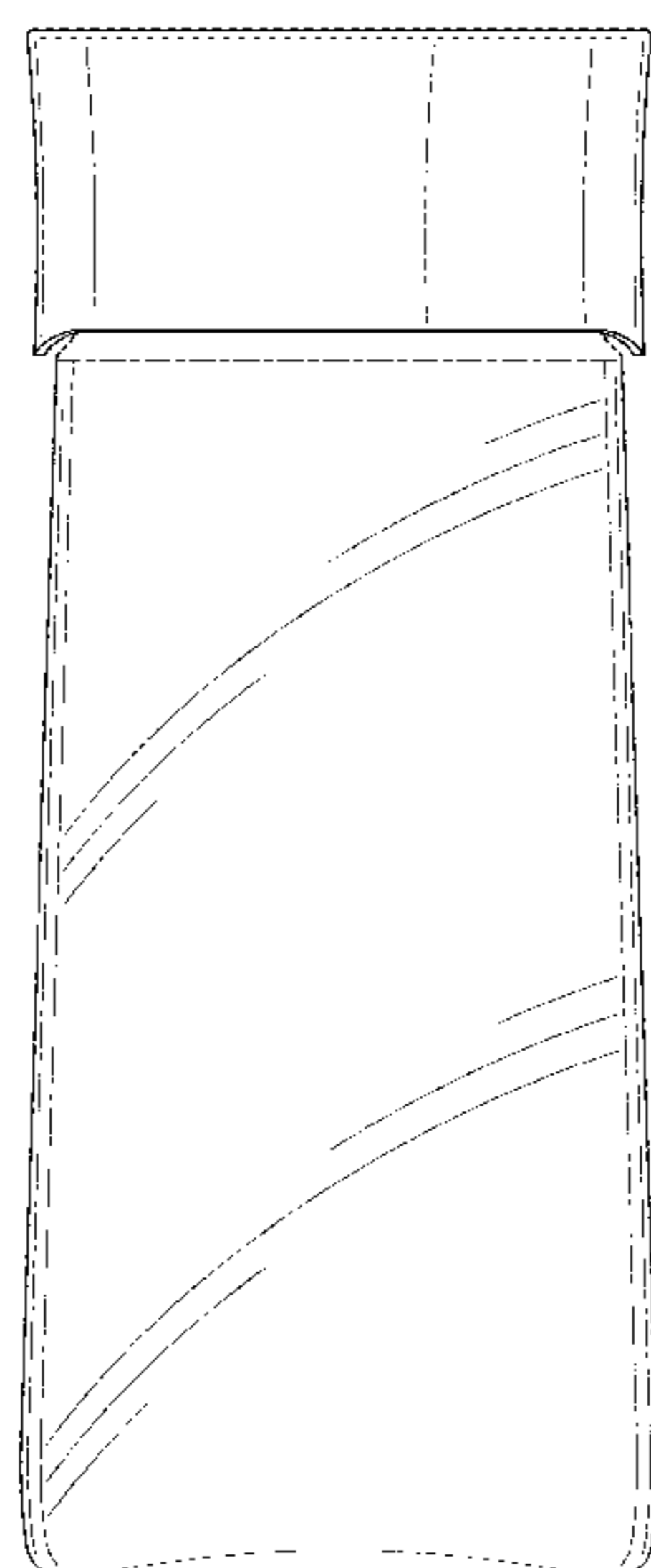
FIG. 3 is a left side elevation view thereof, the right side elevation view being identical;

FIG. 4 is a top, front, left side perspective view thereof; and,

FIG. 6 is a bottom plan view thereof, the inside and opposing side details seen through the transparent surface omitted for ease of illustration with the understanding that those inside details not visible in other figured are not included in the claimed design.

The evenly dashed broken lines in the drawings illustrate the portions of the design that form no part of the claim. The dot-dash broken lines in the drawings define the bounds of the claim and form no part thereof .

1 Claim, 6 Drawing Sheets



US D769,125 S

Page 2

(56)

References Cited

WO	DM/068168	8/2006
WO	DM.070920	11/2008
WO	DM/075120	1/2011

FOREIGN PATENT DOCUMENTS

EM	001557398-0001	6/2009
EM	001694365-0001	4/2010

* cited by examiner




FIG. 1




FIG. 2




FIG. 3




FIG. 4

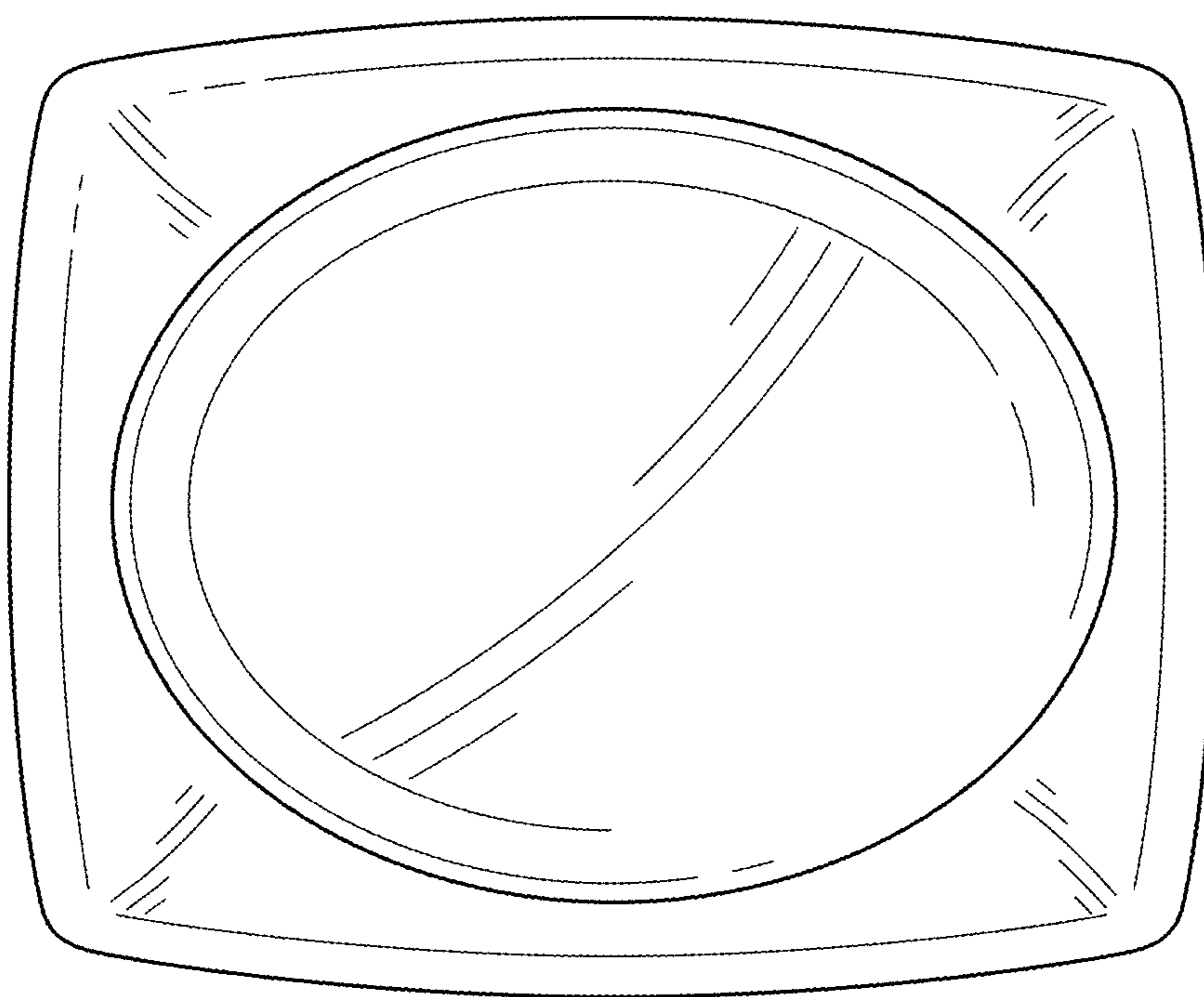


FIG. 5




FIG. 6