



US00D769092S

(12) **United States Design Patent**
Hyma et al.

(10) **Patent No.:** **US D769,092 S**
(45) **Date of Patent:** **** Oct. 18, 2016**

- (54) **HANDLE FOR A HANDHELD TOOL**
- (71) Applicant: **Milwaukee Electric Tool Corporation**,
Brookfield, WI (US)
- (72) Inventors: **Steven W. Hyma**, Milwaukee, WI
(US); **Joseph M. DeBaker**, Milwaukee,
WI (US)
- (73) Assignee: **MILWAUKEE ELECTRIC TOOL**
CORPORATION, Brookfield, WI (US)

5,297,459 A	3/1994	Stojanowski
5,535,650 A	7/1996	McNatt
5,890,404 A	4/1999	Stojanowski
5,941,142 A	8/1999	Janson

(Continued)

FOREIGN PATENT DOCUMENTS

TW	D113290	10/2006
TW	D161146	6/2014
WO	2010002239	1/2010

OTHER PUBLICATIONS

Taiwan Patent Office Action for Application No. 104305858 dated Jun. 3, 2016 (4 pages).

Primary Examiner — Randall Gholson

(74) *Attorney, Agent, or Firm* — Michael Best & Friedrich LLP

- (**) Term: **15 Years**
- (21) Appl. No.: **29/530,407**
- (22) Filed: **Jun. 16, 2015**
- (51) **LOC (10) Cl.** **08-05**
- (52) **U.S. Cl.**
USPC **D8/22**
- (58) **Field of Classification Search**
USPC D8/21, 22; 81/119, 179, 186, 165, 490,
81/170, 166, 167, 145, 146, 147, 129, 155,
81/133, 177.2, 52, 56, 57.15, 57.21,
81/DIG. 3; 16/110.1
CPC B25B 13/00; B25B 13/10
See application file for complete search history.

(57) **CLAIM**

We claim the ornamental design for a handle for a handheld tool, as shown and described.

DESCRIPTION

FIG. 1 is a front perspective view of a handheld tool in accordance with an embodiment of the invention.

FIG. 2 is a left side view of the handheld tool of FIG. 1.

FIG. 3 is a right side view of the handheld tool of FIG. 1.

FIG. 4 is a top view of the handheld tool of FIG. 1.

FIG. 5 is a bottom view of the handheld tool of FIG. 1.

FIG. 6 is a front view of the handheld tool of FIG. 1; and, FIG. 7 is a rear view of the handheld tool of FIG. 1.

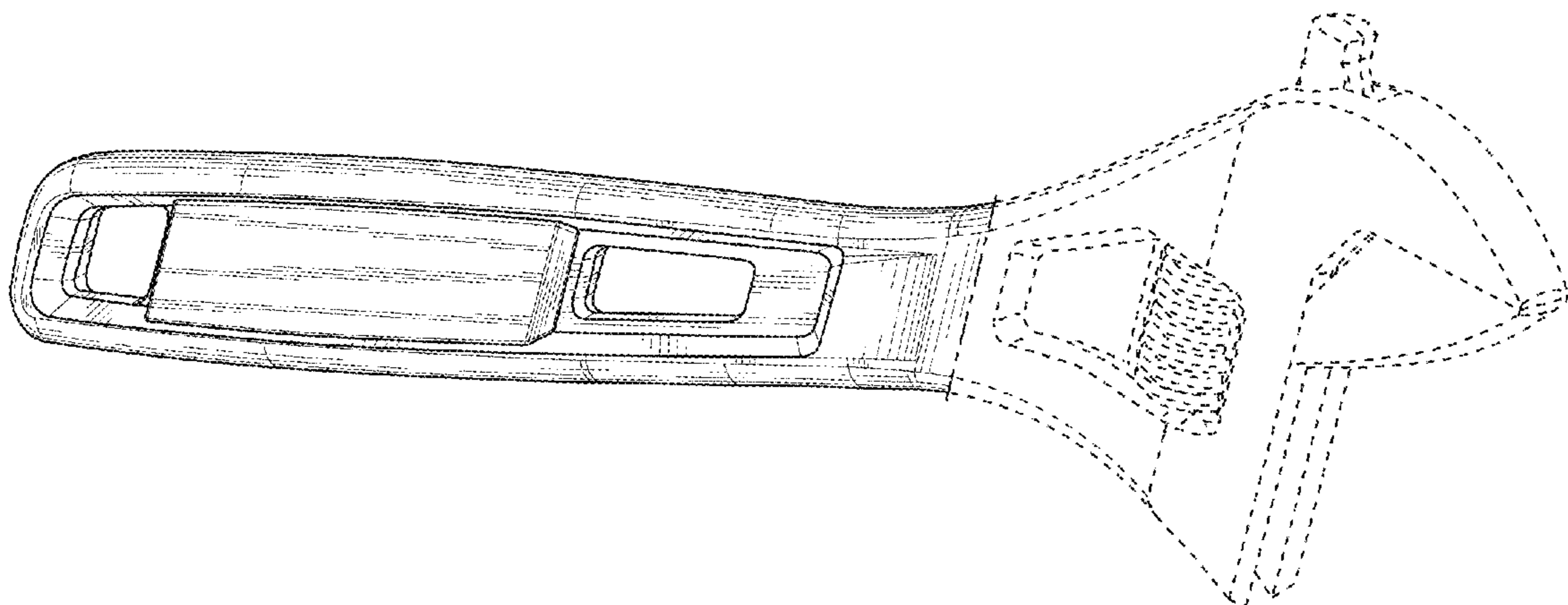
The portions of the handheld tool shown in broken lines are included for the purpose of illustrating environment and form no part of the claimed design.

(56) **References Cited**

U.S. PATENT DOCUMENTS

1,133,236 A	3/1915	Peterson	
1,171,939 A	2/1916	Ginsburg	
1,506,362 A	8/1924	Carman	
2,562,060 A	7/1951	Pehrsson	
2,970,502 A	2/1961	Nordgren	
3,161,092 A	12/1964	Davis	
3,349,654 A	10/1967	Nordgren	
3,407,689 A	10/1968	Slayton	
4,028,970 A	6/1977	Pelczar	
4,449,431 A	5/1984	Brunosson	
D292,666 S *	11/1987	Jansson D8/22

1 Claim, 5 Drawing Sheets



(56)

References Cited

U.S. PATENT DOCUMENTS

D432,879 S *	10/2000	Loyaute	D8/22	7,137,321 B1	11/2006	Huang
6,145,415 A	11/2000	Liu		7,275,464 B2	10/2007	Chervenak et al.
D445,656 S	7/2001	Ranieri et al.		7,806,025 B2	10/2010	Xinhong
6,279,429 B1 *	8/2001	Boyer	B25B 13/14 81/155	2003/0084757 A1	5/2003	Chen
6,418,819 B1	7/2002	Kuo		2005/0109168 A1	5/2005	Clauson
D465,706 S *	11/2002	Ravaillault	D8/22	2007/0175300 A1	8/2007	Burry et al.
6,530,298 B1	3/2003	Steffe		2009/0193939 A1	8/2009	Chiu et al.
6,568,300 B1	5/2003	Steffe		2009/0193941 A1	8/2009	Chiu et al.
6,595,089 B1	7/2003	Stojanowski		2009/0320650 A1	12/2009	Alford
6,848,342 B2	2/2005	Bergfeld, III		2011/0120277 A1	5/2011	Wu
6,851,338 B2 *	2/2005	Wu	B25B 13/14 81/157	2012/0055292 A1	3/2012	Cheng
				2012/0312129 A1	12/2012	Huang
				2013/0247725 A1	9/2013	Huang

* cited by examiner

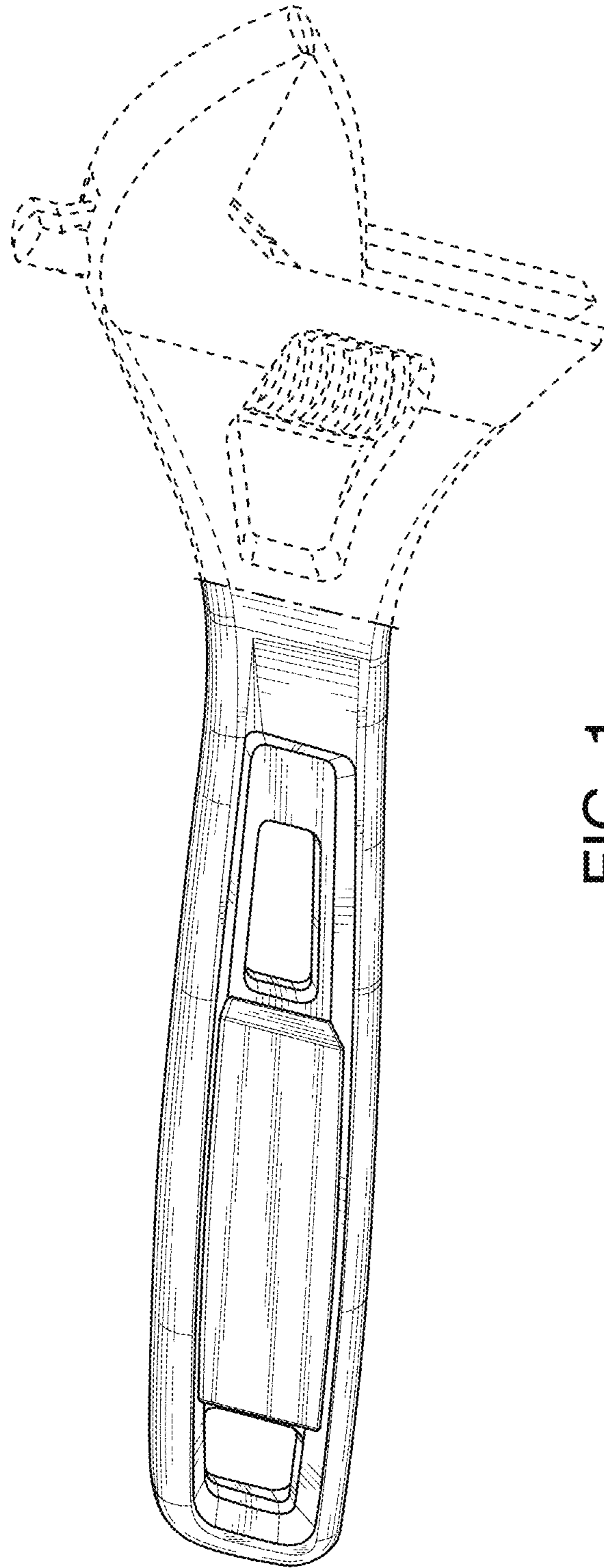


FIG. 1

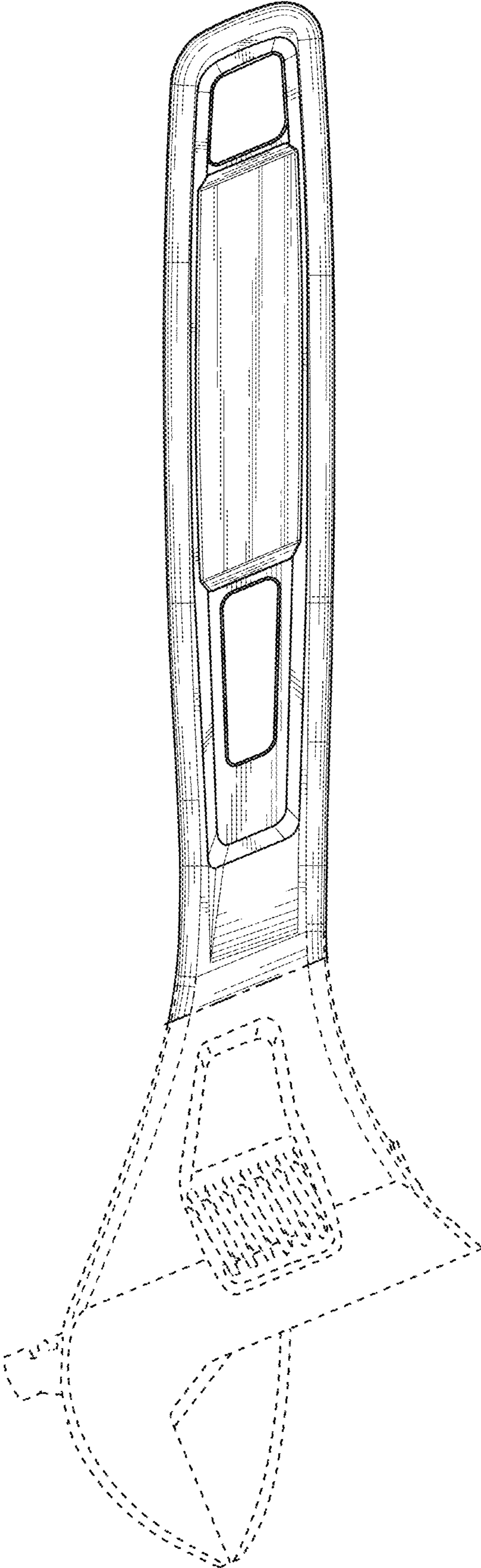


FIG. 2

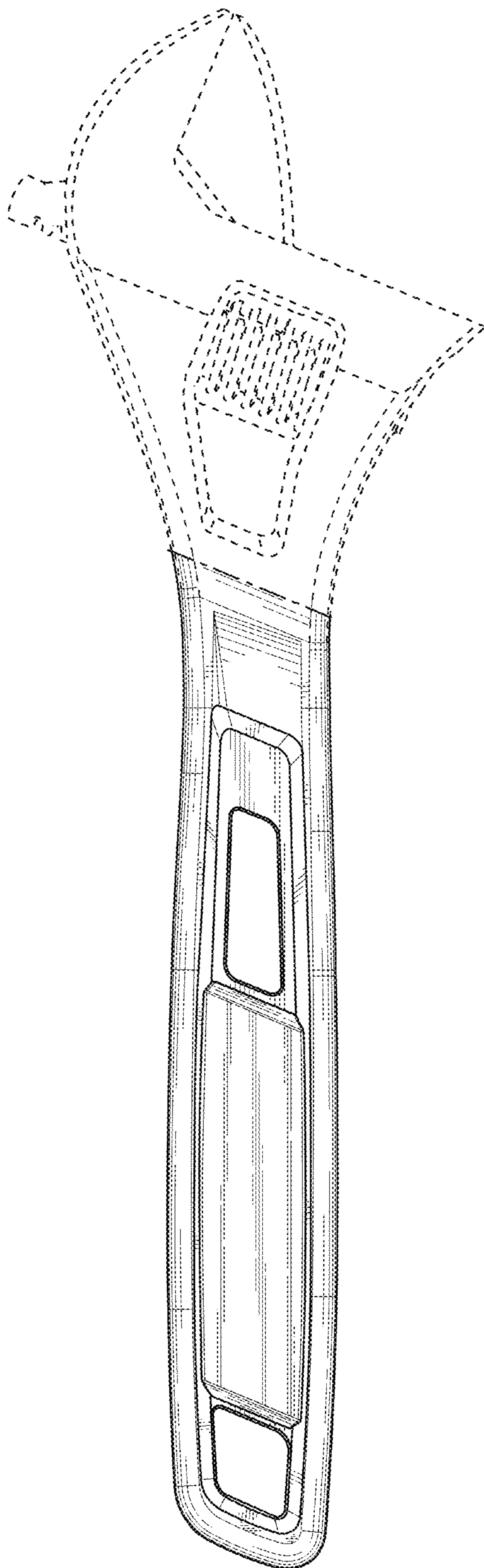


FIG. 3




FIG. 4




FIG. 5

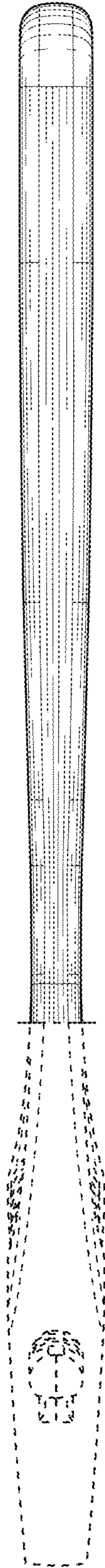


FIG. 6

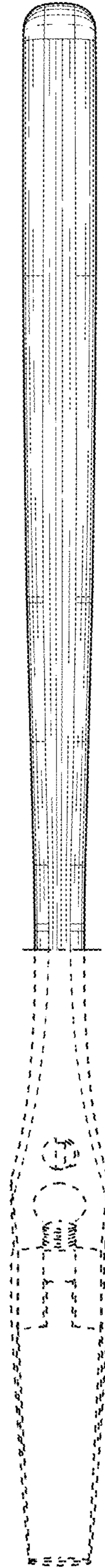


FIG. 7