



US00D769072S

(12) **United States Design Patent**
Boytor, II

(10) **Patent No.:** **US D769,072 S**
(45) **Date of Patent:** **** *Oct. 18, 2016**

(54) **SERVING BOWL**

(71) Applicant: **Samuel George Boytor, II**, Lenexa, KS (US)

(72) Inventor: **Samuel George Boytor, II**, Lenexa, KS (US)

(*) Notice: This patent is subject to a terminal disclaimer.

(**) Term: **14 Years**

(21) Appl. No.: **29/483,442**

(22) Filed: **Feb. 28, 2014**

(51) **LOC (10) Cl.** **07-01**

(52) **U.S. Cl.**

USPC **D7/587**

(58) **Field of Classification Search**

USPC D7/587, 503, 507, 513, 543, 544, 545,
D7/546, 549, 555, 553, 572, 584;
D30/121, 129, 130, 132; 119/51.5, 61;
220/506, 551, 560, 563, 564, 574, 575,
220/662, 584, 912

CPC B65D 3/00; A47G 19/025; A47G 19/00;
A47G 19/02

See application file for complete search history.

(56) **References Cited**

U.S. PATENT DOCUMENTS

3,547,569	A	12/1970	Fenton et al.	
D232,612	S *	9/1974	Christian et al.	D7/586
3,858,786	A *	1/1975	Vogt	220/574
D251,347	S	3/1979	Andersen	
D295,500	S *	5/1988	Hoenninger et al.	D9/429
D351,531	S	10/1994	Brennan	
D354,377	S *	1/1995	Wenstrand	D30/131
5,829,626	A	11/1998	Brennan	
D626,791	S *	11/2010	Sierra	D7/587

OTHER PUBLICATIONS

Football Stadium Cake Pan/Serving Dish; <http://www.kaboodle.com/reviews/football-stadium-cake-pan-serving-dish>; 2014.

Nordicware Stadium Bundt Cake Pan; <http://www.kaboodle.com/reviews/nordicware-stadium-bundt-cake-pan>; 2014.

Football Stadium Chip and Dip Serving Set; <http://www.amazon.com/exec/obidos/ASIN/B001JYHQNK/ref=nisim/thisnext-20>; 2014.

Snack Stadium World Cup Promo; <http://www.theodmgroup.com/2010/02/03/snack-stadium-world-cup-promo-2/#>; 2014.

NFL Stadium Replicas; <http://classicsportreplicas.tripod.com/id15.html>; 2014.

College Football Stadium Replicas; <http://classicsportreplicas.tripod.com/id16.html>; 2014.

* cited by examiner

Primary Examiner — Wan Laymon

Assistant Examiner — Mark Booker

(74) *Attorney, Agent, or Firm* — Middleton Reutlinger

(57) **CLAIM**

The ornamental design for a serving bowl, as shown and described.

DESCRIPTION

FIG. 1 is a top front left side perspective view of a serving bowl showing my design;

FIG. 2 is a bottom rear right side perspective view thereof;

FIG. 3 is a top plan view thereof;

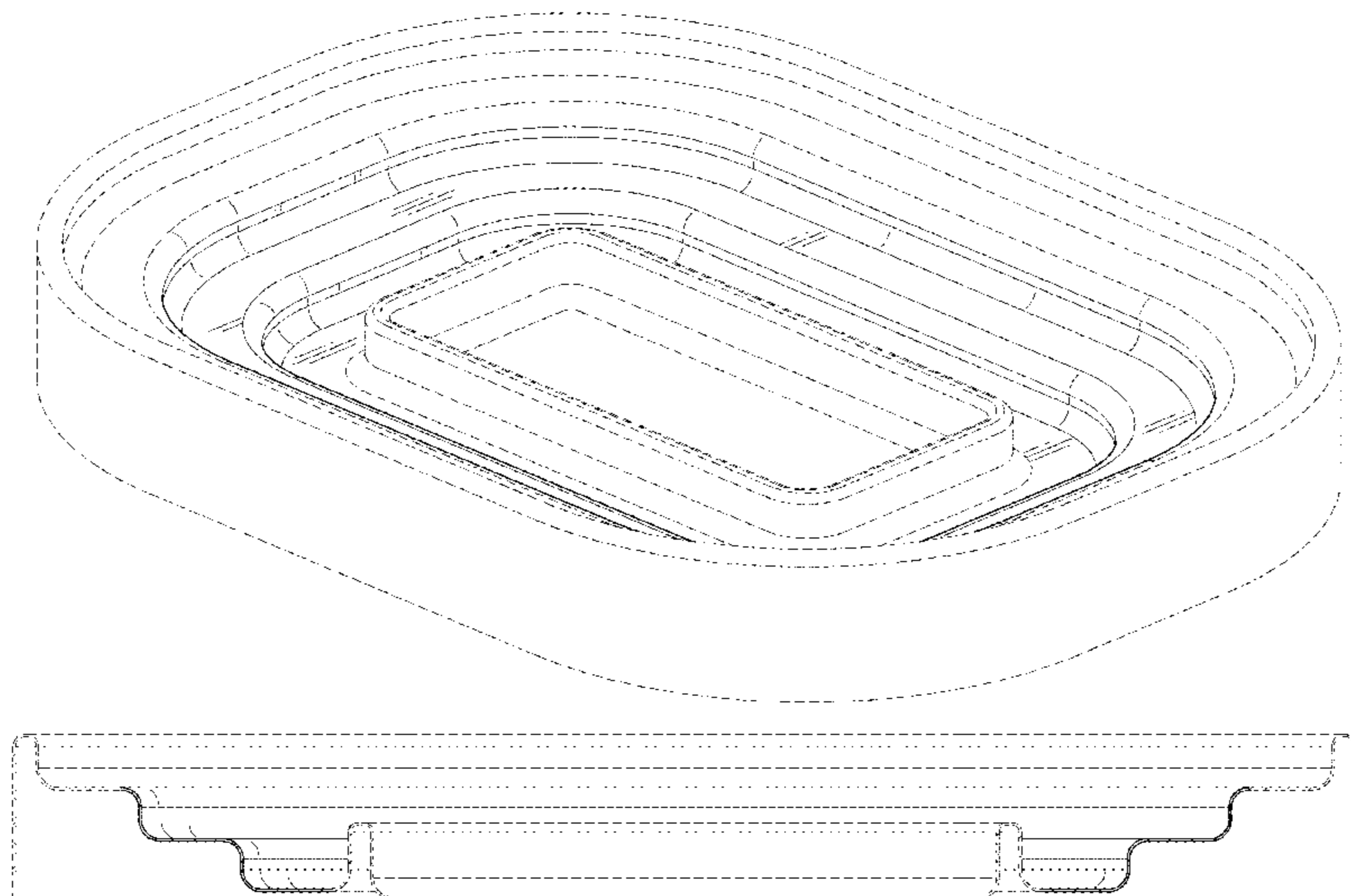
FIG. 4 is a left side elevation view thereof;

FIG. 5 is a front elevation view thereof; and,

FIG. 6 is a cross section view of the article taken along the line "6"- "6" of FIG. "2".

The broken lines shown in the figures represent portions of the article that form no part of the claimed design. The broken line showing immediately adjacent the shaded areas represents boundaries to the claimed design and forms no part of the claimed design.

1 Claim, 6 Drawing Sheets



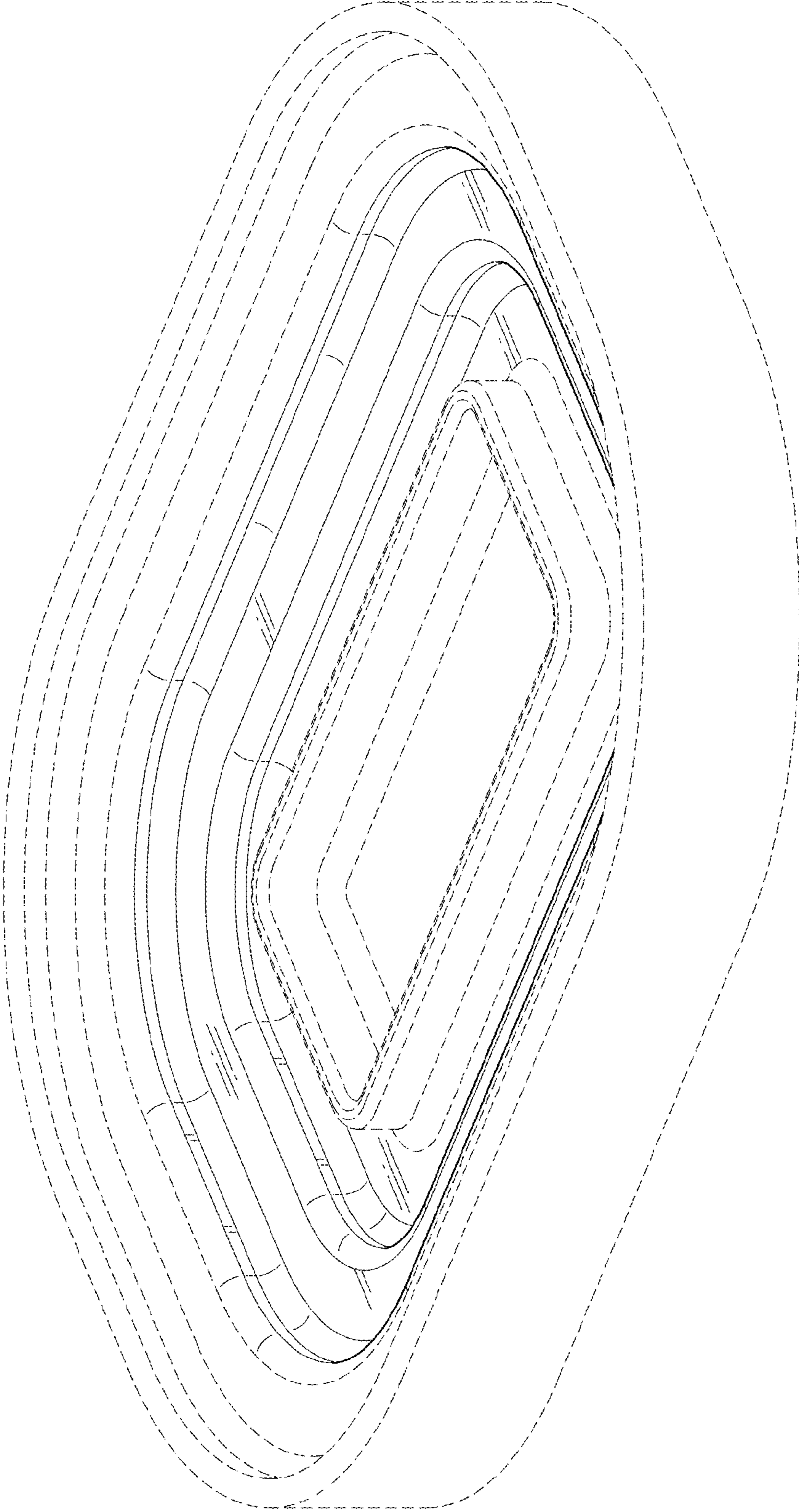


FIG. 1

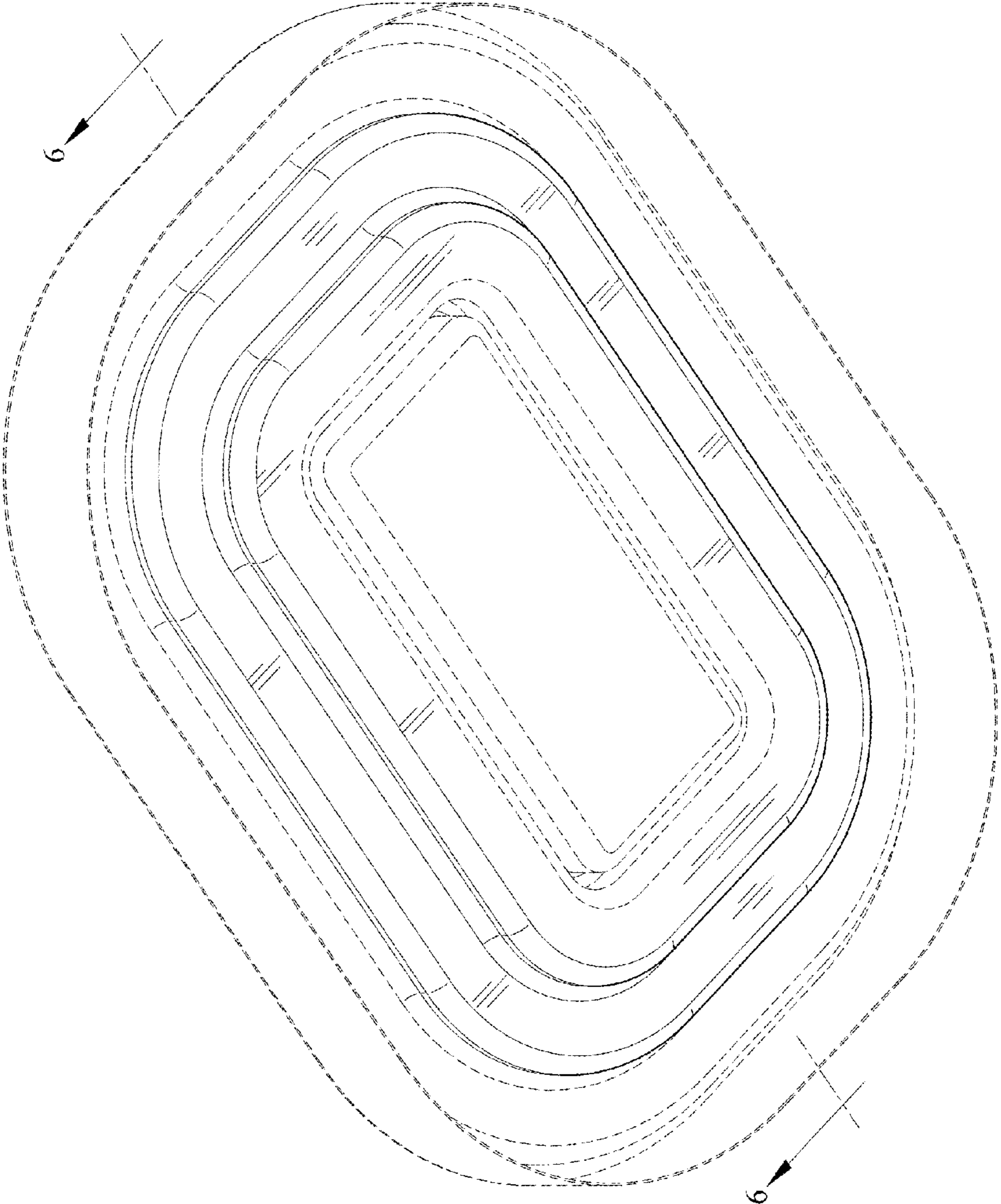


FIG. 2

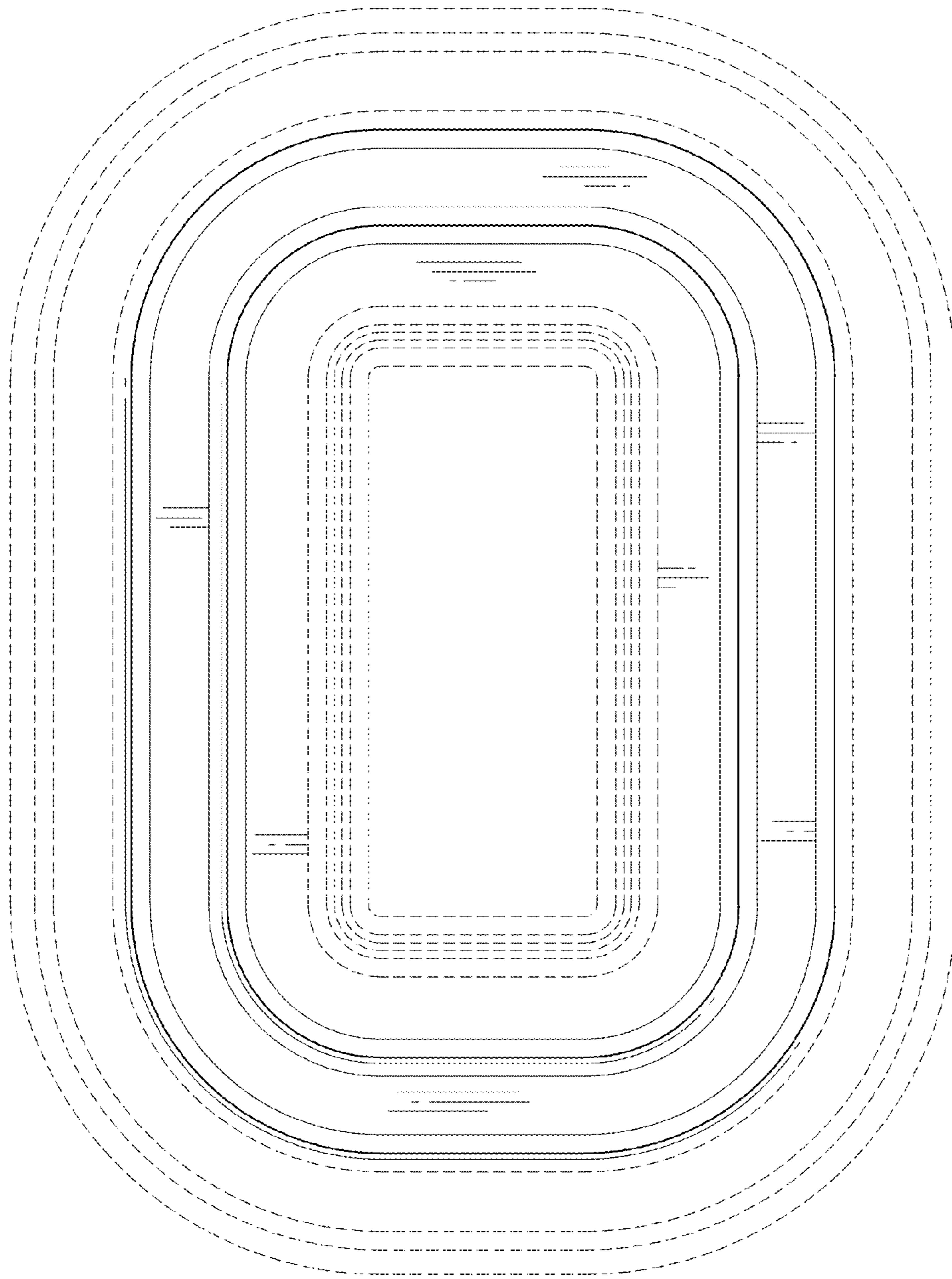


FIG. 3




FIG. 4

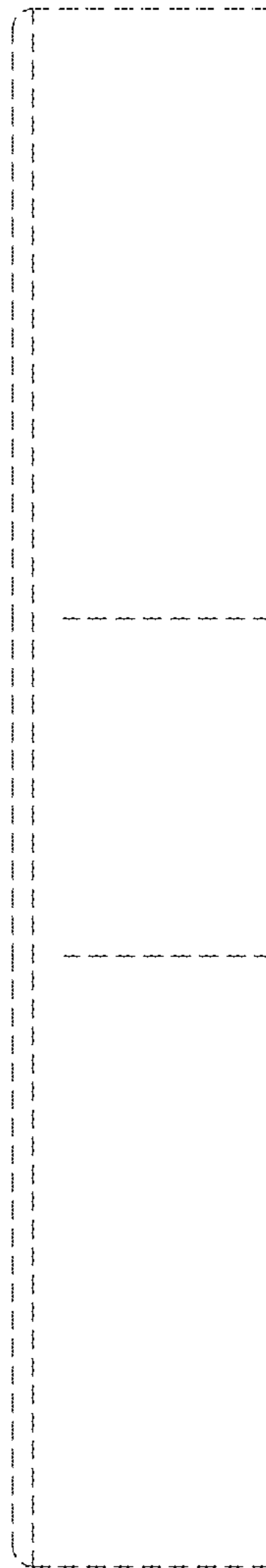


FIG. 5

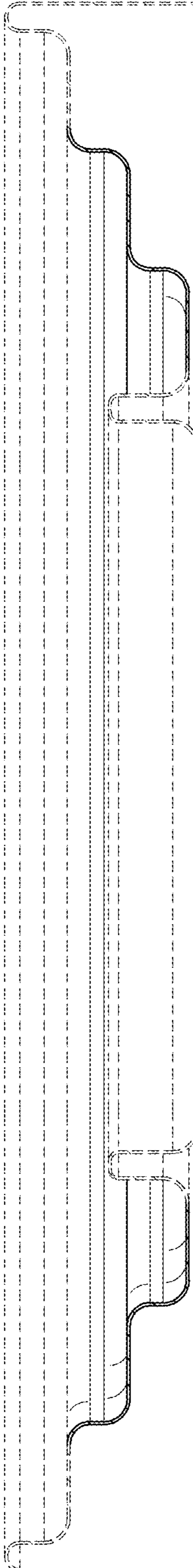


FIG. 6