



US00D769041S

(12) **United States Design Patent** (10) **Patent No.:** **US D769,041 S**  
**Cleveland et al.** (45) **Date of Patent:** **\*\* Oct. 18, 2016**

(54) **CHAIR** D448,581 S \* 10/2001 Branch ..... D6/348  
D496,803 S 10/2004 Bjurman  
D498,066 S 11/2004 Ige et al.

(71) Applicant: **The Florida State University  
Research Foundation, Inc.,**  
Tallahassee, FL (US)

(Continued)

FOREIGN PATENT DOCUMENTS

(72) Inventors: **Amanda Cleveland**, Tampa, FL (US);  
**Marlo Ransdell**, Tallahassee, FL (US)

CN 201445181 U 5/2010

(73) Assignee: **The Florida State University  
Research Foundation, Inc.,**  
Tallahassee, FL (US)

OTHER PUBLICATIONS

(\*\*) Term: **14 Years**

Yoga Studio. Handmade Wooden Meditation Rocker—Made in UK.  
Date Accessed Jun. 18, 2014. [http://www.yogastudio.co.uk/yoga/Wood\\_Meditation\\_Rocker.html](http://www.yogastudio.co.uk/yoga/Wood_Meditation_Rocker.html).

(Continued)

(21) Appl. No.: **29/514,207**

(22) Filed: **Jan. 9, 2015**

*Primary Examiner* — Mimosa De

(74) *Attorney, Agent, or Firm* — Nilay J. Choksi; Smith & Hopen, P.A.

**Related U.S. Application Data**

(62) Division of application No. 29/494,236, filed on Jun. 18, 2014, now Pat. No. Des. 723,818.

(57) **CLAIM**

The ornamental design for a chair, as substantially shown and described.

(51) **LOC (10) Cl.** ..... **06-01**

(52) **U.S. Cl.**  
USPC ..... **D6/709.22; D6/355**

**DESCRIPTION**

(58) **Field of Classification Search**  
USPC ..... D6/334–336, 344, 348, 349, 355, 361,  
D6/370, 371–373, 375, 376, 716, 716.1,  
D6/716.2, 716.3, 716.4, 717; D21/688  
CPC ..... A47C 3/02; A47C 3/029; A47C 5/04;  
A47C 7/18  
See application file for complete search history.

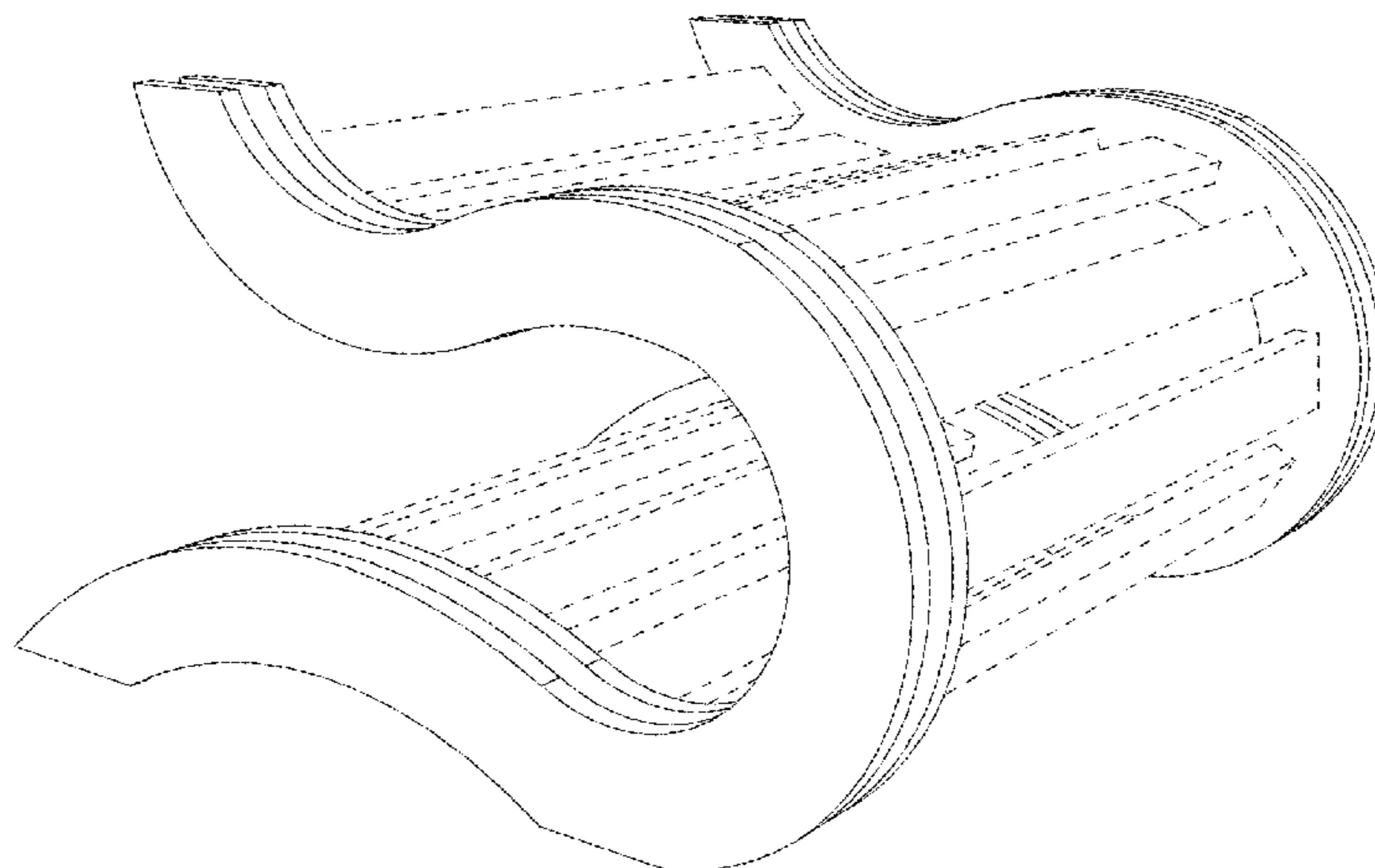
FIG. 1 is an isometric perspective view of a chair, showing the novel design.  
FIG. 2 is an exploded view of the chair shown in FIG. 1.  
FIG. 3 is a top plan view of the chair shown in FIG. 1.  
FIG. 4 is an elevated front side view of the chair shown in FIG. 1.  
FIG. 5 is an elevated rear side view of the chair shown in FIG. 1.  
FIG. 6 is an elevated left side view of the chair shown in FIG. 1; and,  
FIG. 7 is an elevated right side view of the chair shown in FIG. 1.  
The matter delineated in broken lines forms no part of the claimed ornamental design.

(56) **References Cited**

U.S. PATENT DOCUMENTS

637,706 A 11/1899 Brown  
D141,295 S 5/1945 Wright  
D256,070 S 7/1980 Fejer et al.  
D291,034 S \* 7/1987 Burns ..... D6/348  
D357,815 S 5/1995 Vidal  
D437,127 S 2/2001 Bradt

**1 Claim, 5 Drawing Sheets**



(56)

**References Cited**

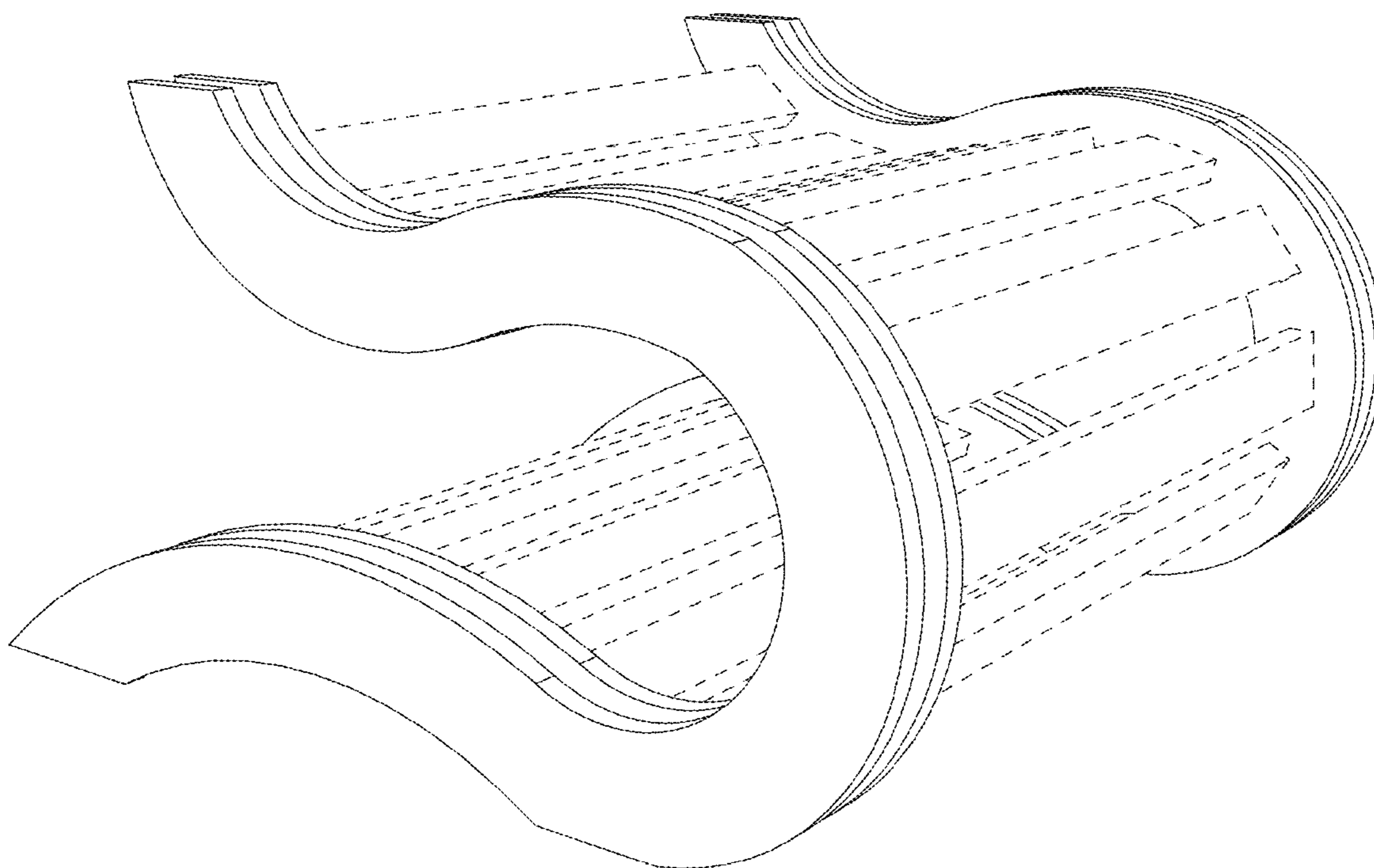
**OTHER PUBLICATIONS**

U.S. PATENT DOCUMENTS

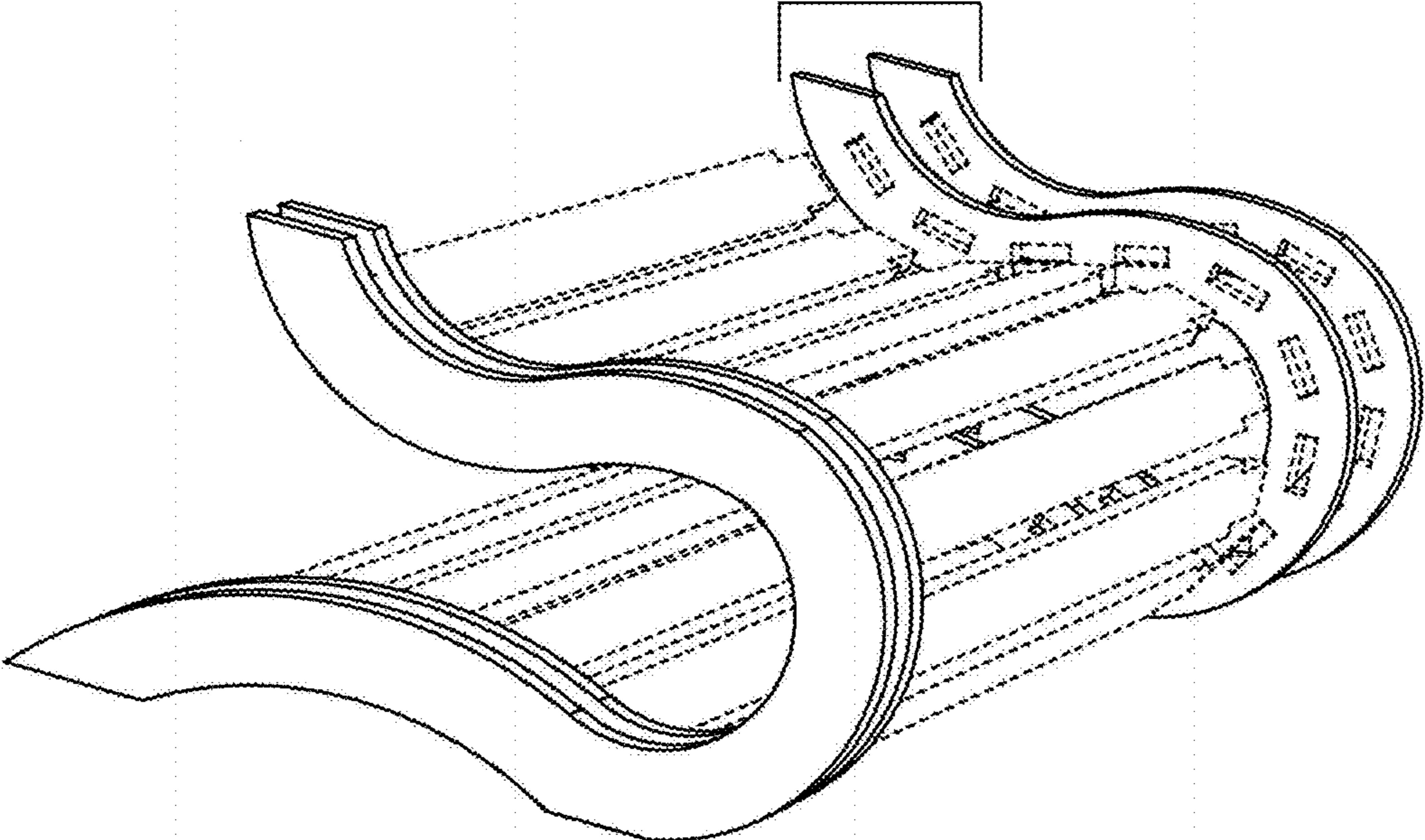
D499,259 S 12/2004 Bjurman  
6,997,513 B2 2/2006 Ige et al.  
D521,752 S 5/2006 Messier  
D545,072 S \* 6/2007 Dessertine ..... D6/348  
D581,174 S 11/2008 Beckerman  
7,628,455 B2 12/2009 Brodeur  
D723,818 S \* 3/2015 Cleveland ..... D6/355

Translation of Chinese Publication No. CN201445181U (filing date:  
Jun. 25, 2009) with a Publication date of May 5, 2010; Title: Chair  
for Sitting in Meditation; Applicant: Chen Stringers.


\* cited by examiner




**FIG. 1**



**FIG. 2**




***FIG. 3***




**FIG. 4**



**FIG. 5**



***FIG. 6***



***FIG. 7***