

US00D769023S

(12) **United States Design Patent**  
**Tsai**

(10) **Patent No.:** **US D769,023 S**

(45) **Date of Patent:** **\*\* Oct. 18, 2016**

(54) **WALL MOUNTED RACK WITH KEY HOLDER**

(71) Applicant: **PRETTY STAR STORE LLC**,  
Rowland Heights, CA (US)

(72) Inventor: **Tsung-Yu Tsai**, Changhua (TW)

(73) Assignee: **PRETTY STAR STORE LLC**,  
Rowland Heights, CA (US)

(\*\*) Term: **14 Years**

(21) Appl. No.: **29/526,666**

(22) Filed: **May 12, 2015**

(51) **LOC (10) Cl.** ..... **06-06**

(52) **U.S. Cl.**  
USPC ..... **D6/566**

(58) **Field of Classification Search**  
USPC ..... D6/566, 512-513, 525, 540, 570;  
D19/90; 211/13.1, 70.6, 71.1, 75,  
211/86.01, 88.01, 90.01, 90.03, 106, 119,  
211/126.1, 133.5, 134, 181.1  
CPC ..... A47K 17/00; A47K 3/281; A47K 3/001;  
B23P 17/04; A47B 57/265; A47B 57/565;  
A47B 57/26

See application file for complete search history.

(56) **References Cited**

U.S. PATENT DOCUMENTS

D305,189 S \* 12/1989 Scherrer ..... D6/513  
4,955,488 A \* 9/1990 Nicoll ..... A47F 7/147  
211/128.1

5,016,760 A \* 5/1991 Mayo ..... A47F 7/146  
211/55  
D365,954 S \* 1/1996 Milroy ..... D6/566  
D437,354 S \* 2/2001 Andujar ..... D19/75  
D452,533 S \* 12/2001 Goodman ..... D19/90  
D458,640 S \* 6/2002 Hofman ..... D19/75  
D488,660 S \* 4/2004 Post ..... D6/566  
D649,822 S \* 12/2011 Goodman ..... D6/566  
D705,576 S \* 5/2014 Tsai ..... D6/566  
D710,443 S \* 8/2014 Stravitz ..... D19/90  
D753,939 S \* 4/2016 Tsai ..... D6/678.4

\* cited by examiner

*Primary Examiner* — Wan Laymon

*Assistant Examiner* — Mark Booker

(74) *Attorney, Agent, or Firm* — Muncy, Geissler, Olds & Lowe, P.C.

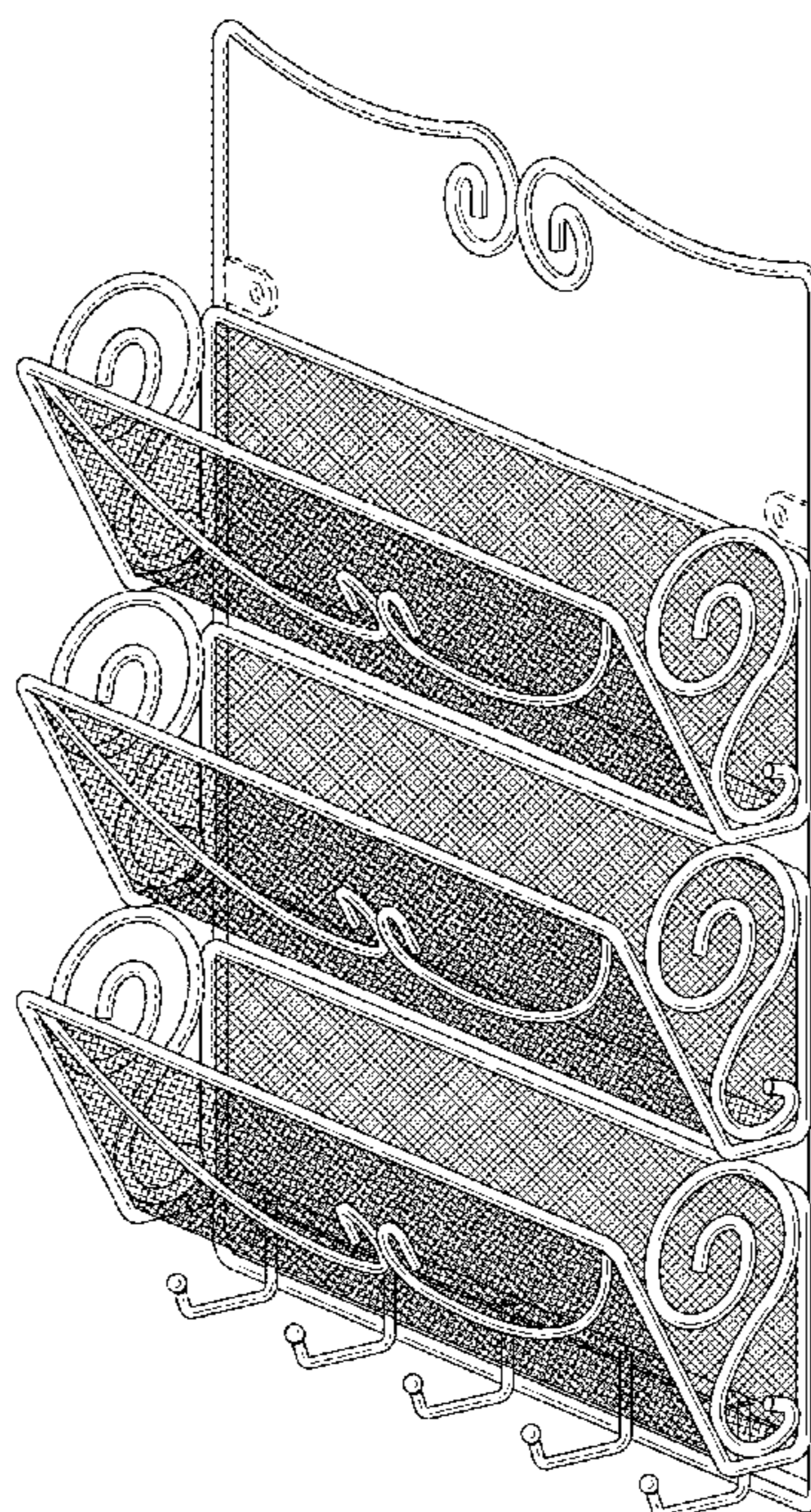
(57) **CLAIM**

The ornamental design for a wall mounted rack with key holder, as shown and described.

**DESCRIPTION**

FIG. 1 is a top perspective view of a wall mounted rack with key holder of the present design;  
FIG. 2 is a front view of the present design;  
FIG. 3 is a rear view of the present design;  
FIG. 4 is a left side view of the present design;  
FIG. 5 is a right side view of the present design;  
FIG. 6 is a top view of the present design; and,  
FIG. 7 is a bottom view of the present design.  
The broken lines shown in the figures represent portions of wall mounted rack with key holder that form no part of the claimed design.

**1 Claim, 5 Drawing Sheets**



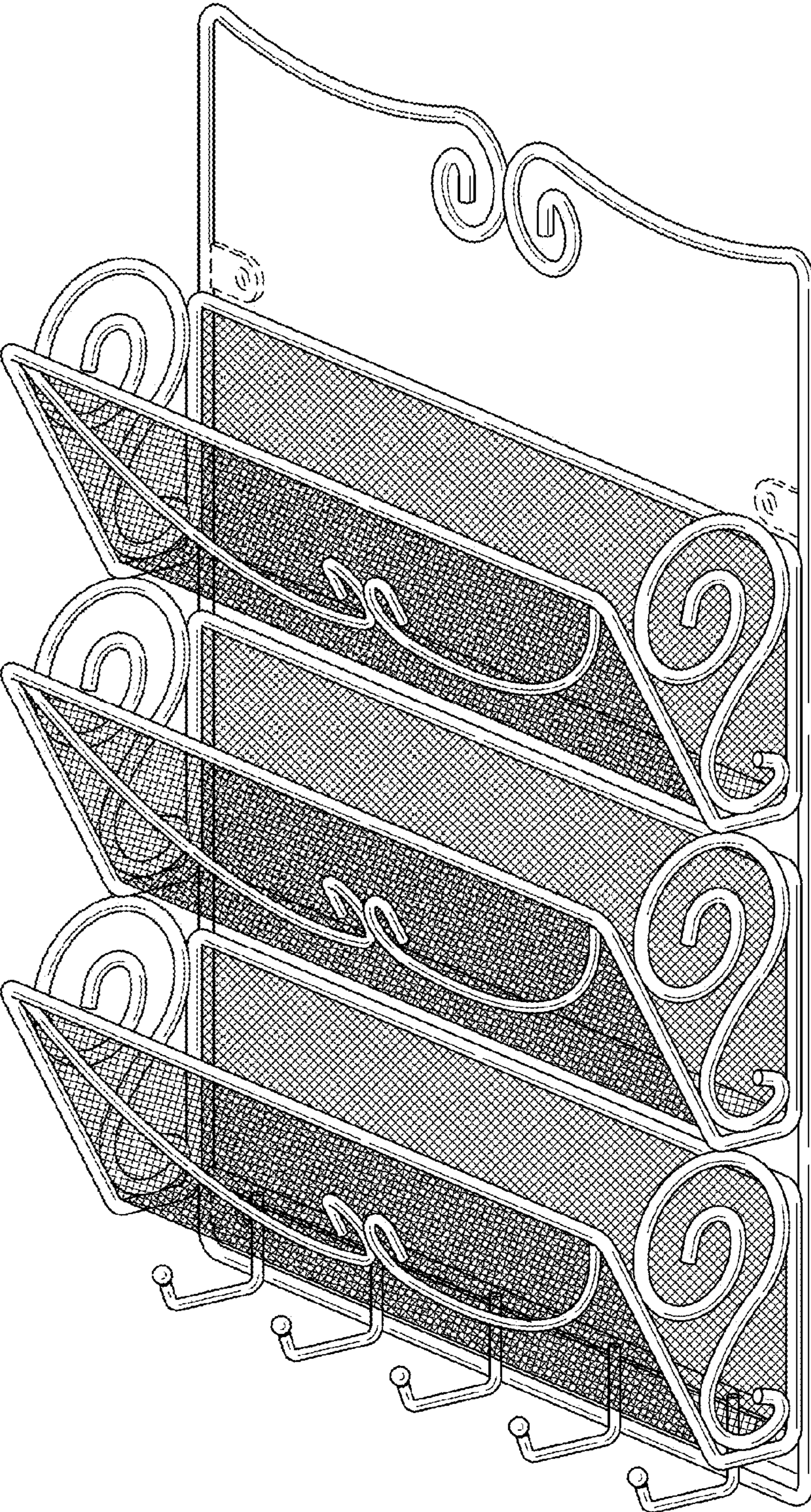


FIG. 1

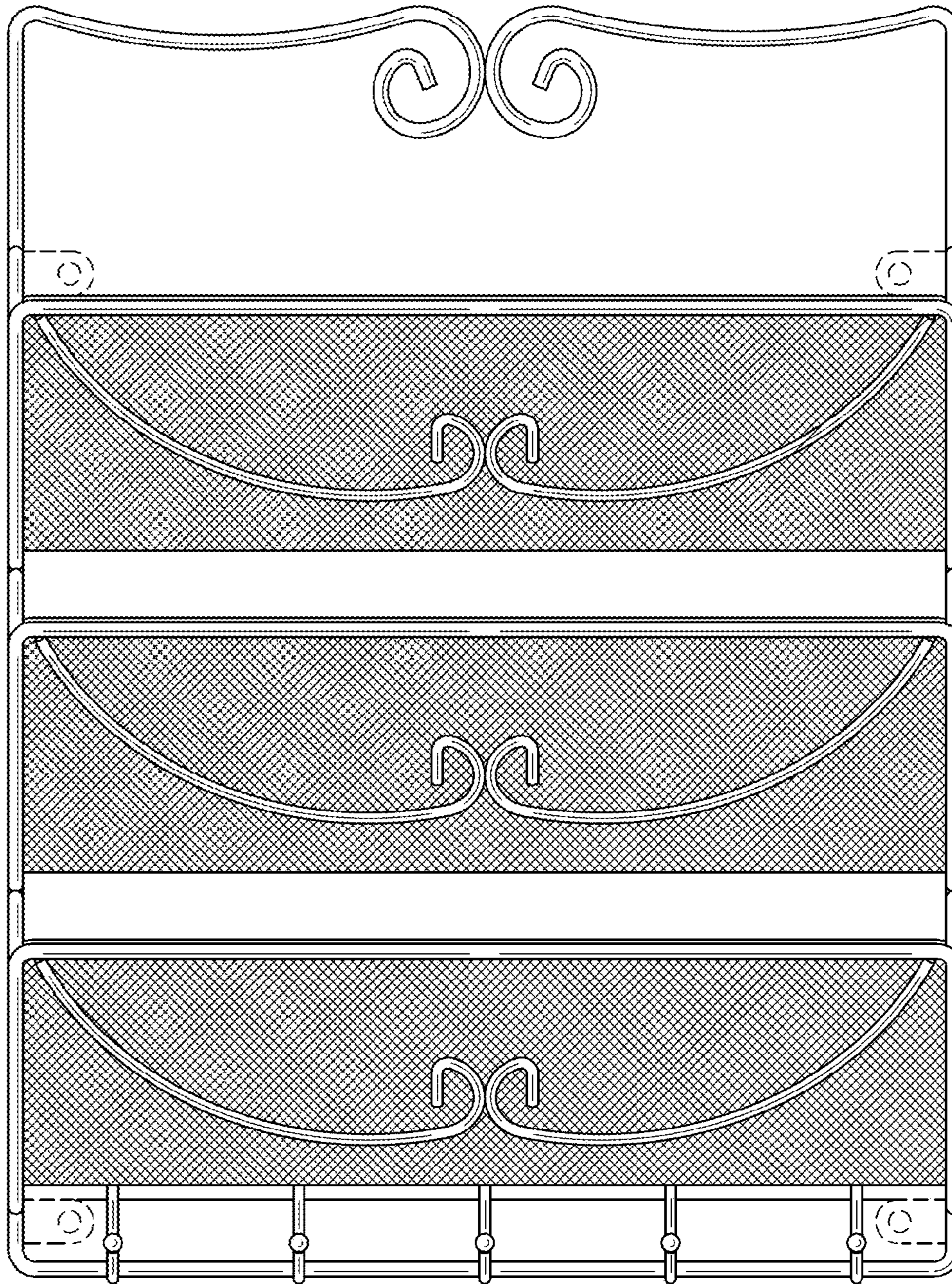


FIG. 2

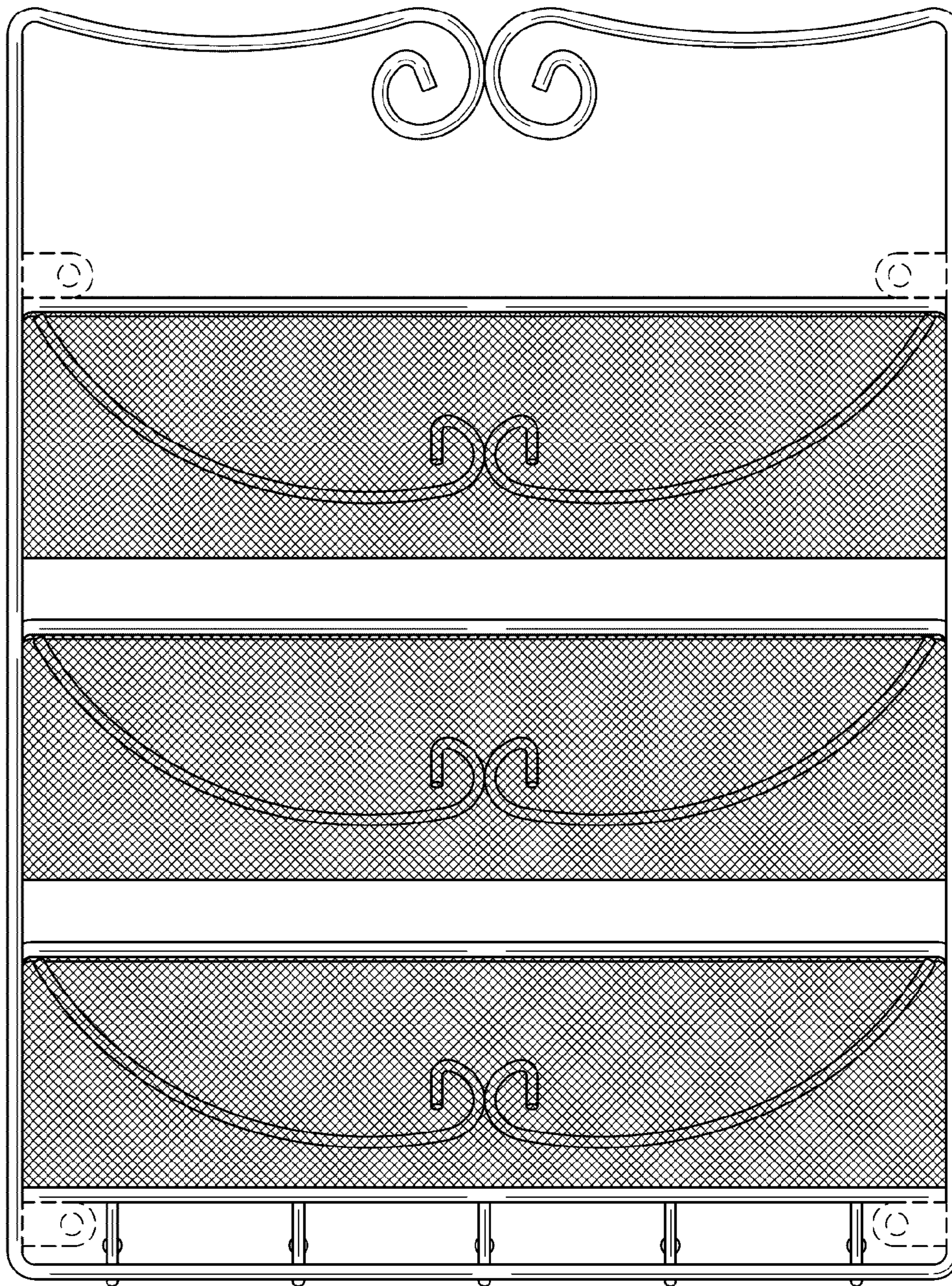


FIG. 3




FIG. 4

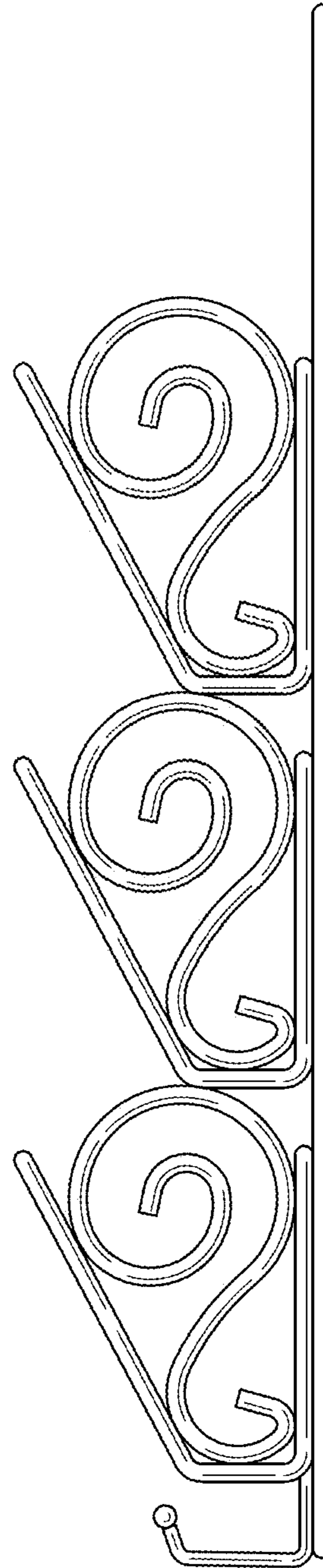


FIG. 5

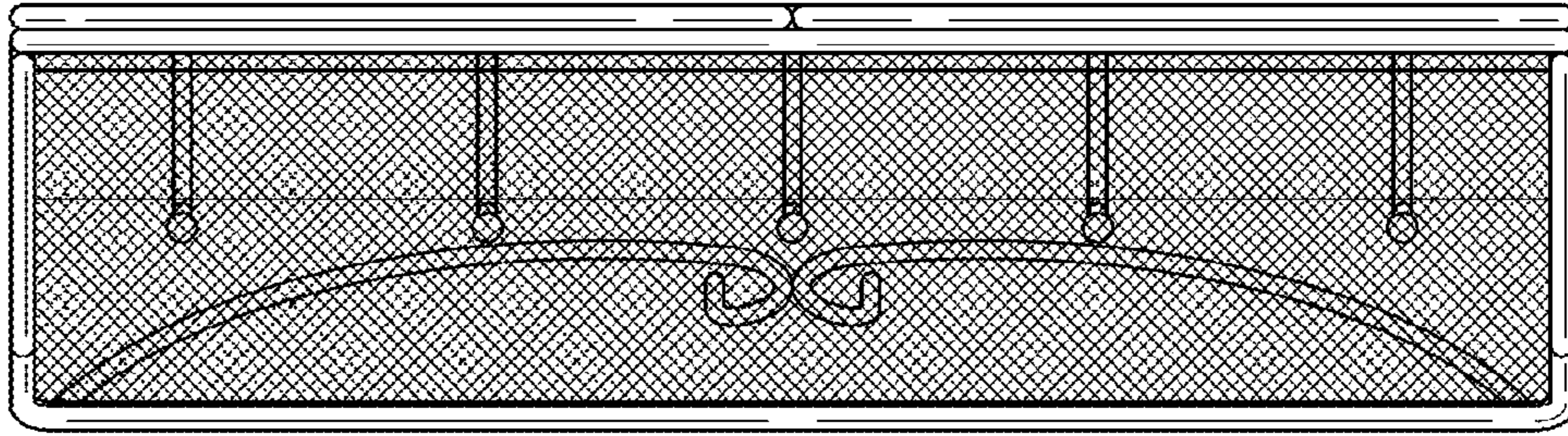


FIG. 6

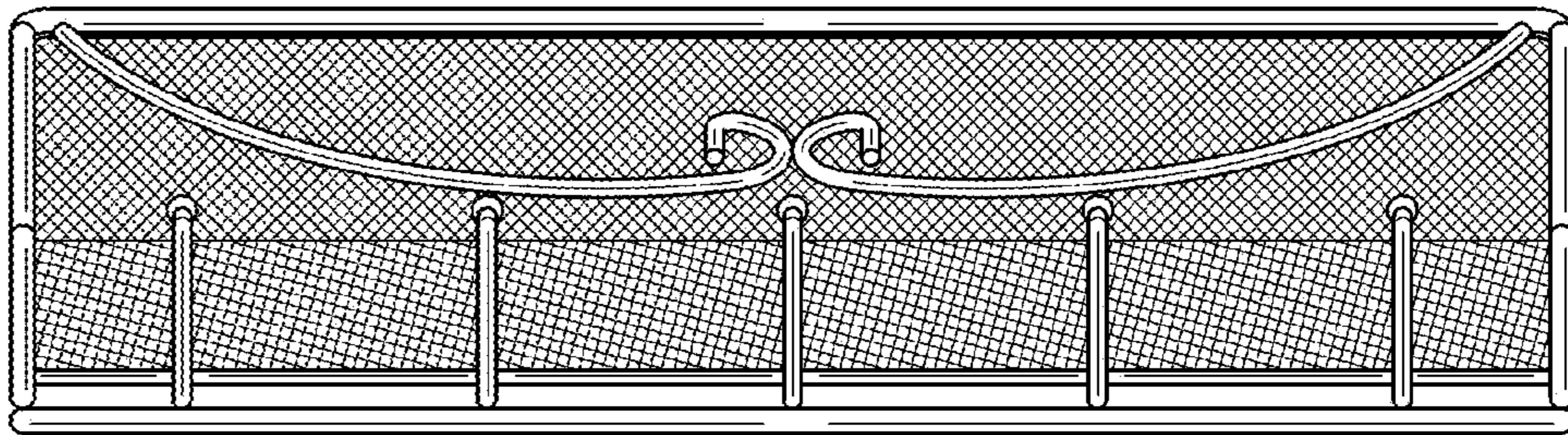


FIG. 7