



US00D769022S

(12) **United States Design Patent** (10) **Patent No.:** **US D769,022 S**  
**Tsai** (45) **Date of Patent:** **\*\* Oct. 18, 2016**

- (54) **WALL MOUNTED MESH RACK**
- (71) Applicant: **PRETTY STAR STORE LLC**,  
Rowland Heights, CA (US)
- (72) Inventor: **Tsung-Yu Tsai**, Changhua (TW)
- (73) Assignee: **PRETTY STAR STORE LLC**,  
Rowland Heights, CA (US)
- (\*\*) Term: **14 Years**
- (21) Appl. No.: **29/526,659**
- (22) Filed: **May 12, 2015**
- (51) **LOC (10) Cl.** ..... **06-06**
- (52) **U.S. Cl.**  
USPC ..... **D6/566**
- (58) **Field of Classification Search**  
USPC ..... D6/566, 512-513, 525, 540, 570;  
D19/90; 211/13.1, 70.6, 71.1, 75,  
211/86.01, 88.01, 90.01, 90.03, 106, 119,  
211/126.1, 133.5, 134, 181.1  
CPC ..... A47K 17/00; A47K 3/281; A47K 3/001;  
B23P 17/04; A47B 57/265; A47B 57/565;  
A47B 57/26  
See application file for complete search history.

5,016,760 A *	5/1991	Mayo	.....	A47F 7/146
				211/55
D365,954 S *	1/1996	Milroy	.....	D6/566
D437,354 S *	2/2001	Andujar	.....	D19/75
D452,533 S *	12/2001	Goodman	.....	D19/90
D458,640 S *	6/2002	Hofman	.....	D19/75
D488,660 S *	4/2004	Post	.....	D6/566
D705,576 S *	5/2014	Tsai	.....	D6/566
D710,443 S *	8/2014	Stravitz	.....	D19/90
D753,939 S *	4/2016	Tsai	.....	D6/678.4
D758,487 S *	6/2016	Tsai	.....	D19/90

\* cited by examiner

*Primary Examiner* — Wan Laymon

*Assistant Examiner* — Mark Booker

(74) *Attorney, Agent, or Firm* — Muncy, Geissler, Olds & Lowe, P.C.

(57) **CLAIM**

The ornamental design for a wall mounted mesh rack, as shown and described.

**DESCRIPTION**

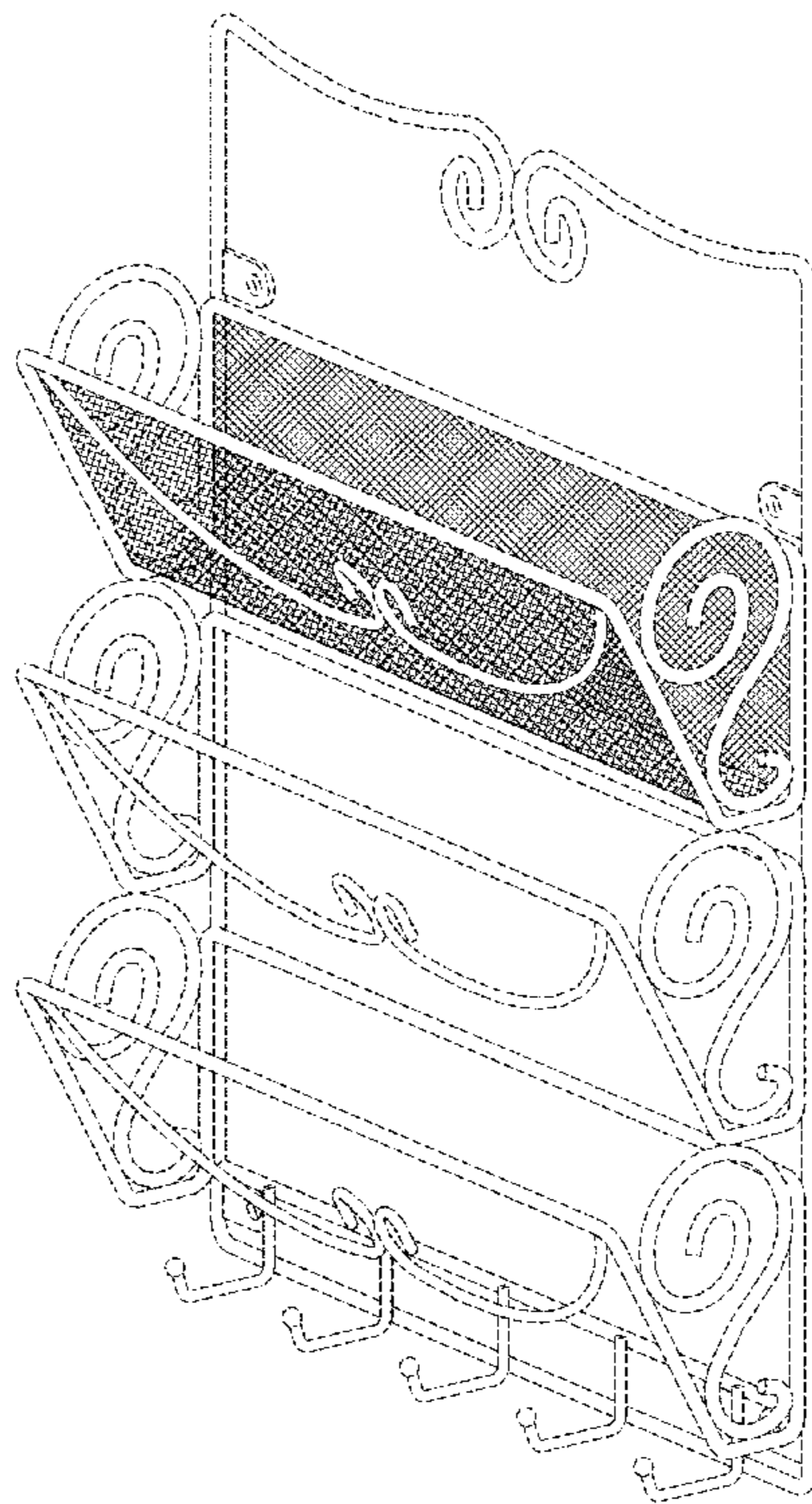
FIG. 1 is a top perspective view of a wall mounted rack with key holder of the present design;  
 FIG. 2 is a front view of the present design;  
 FIG. 3 is a rear view of the present design;  
 FIG. 4 is a left side view of the present design;  
 FIG. 5 is a right side view of the present design;  
 FIG. 6 is a top view of the present design; and,  
 FIG. 7 is a bottom view of the present design.  
 The broken lines shown in the figures represent portions of wall mounted mesh rack that form no part of the claimed design.

(56) **References Cited**

U.S. PATENT DOCUMENTS

D305,189 S *	12/1989	Scherrer	.....	D6/513
4,955,488 A *	9/1990	Nicoll	.....	A47F 7/147
				211/128.1

**1 Claim, 5 Drawing Sheets**



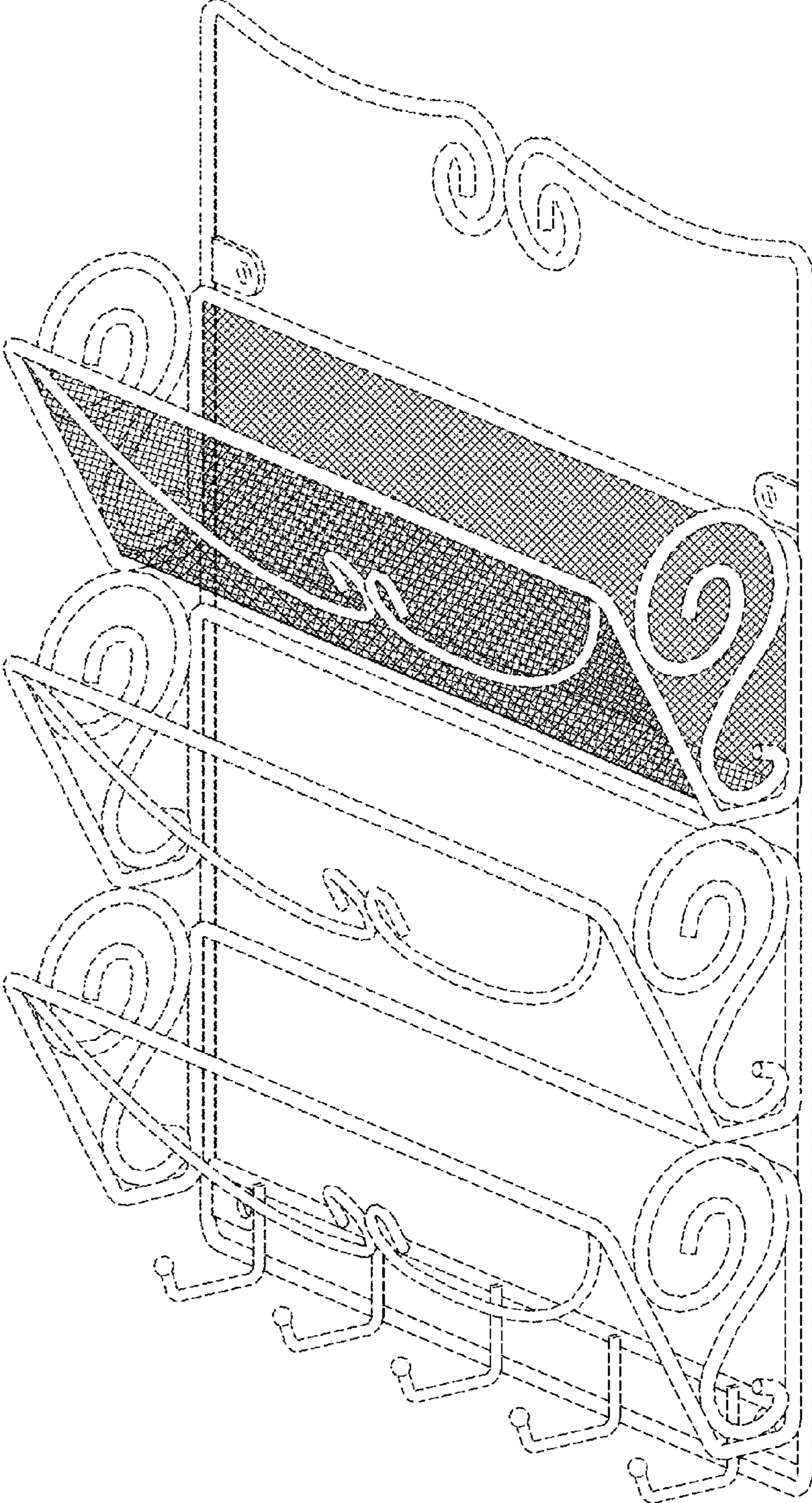


FIG. 1

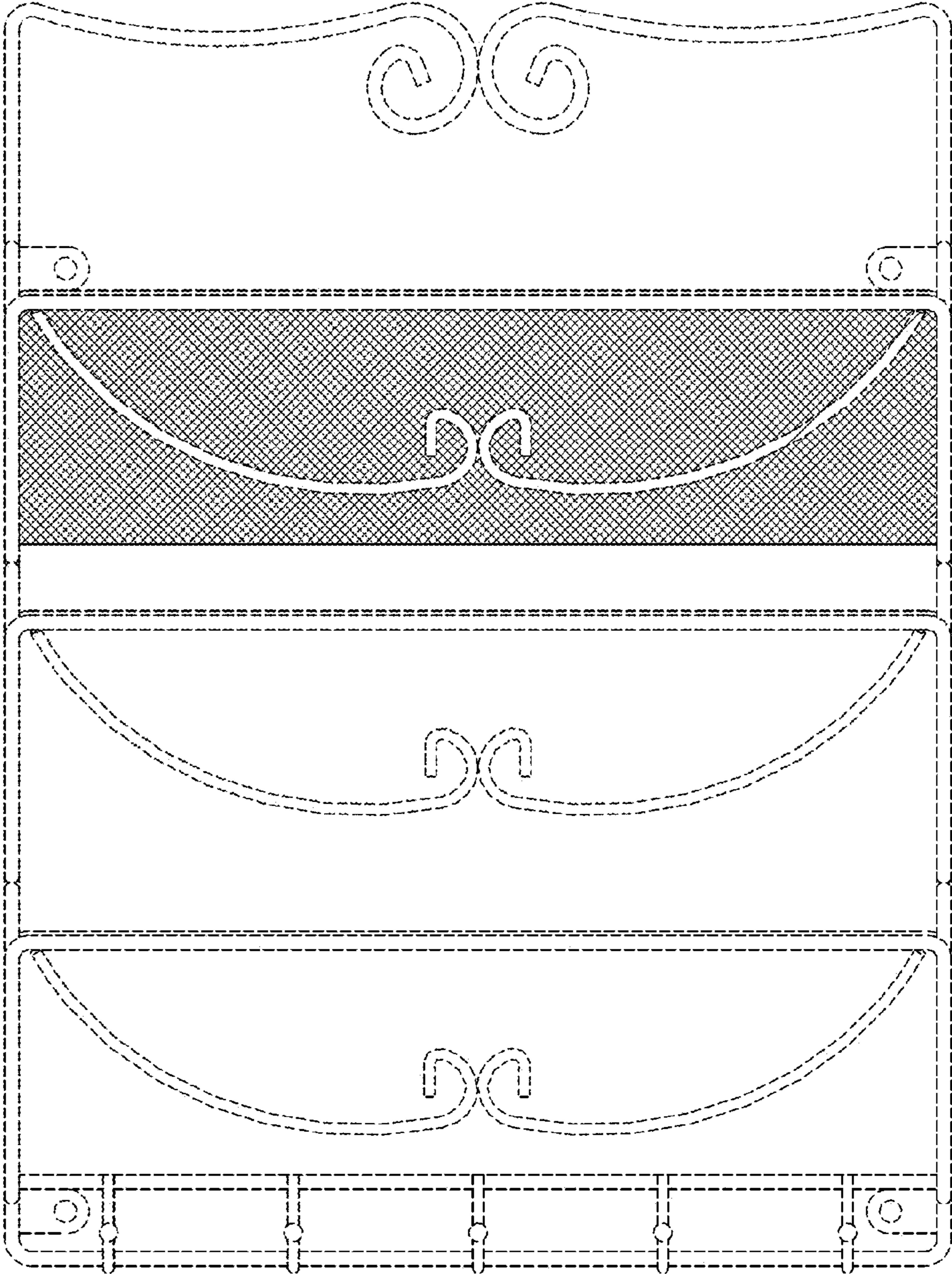


FIG. 2




FIG. 3

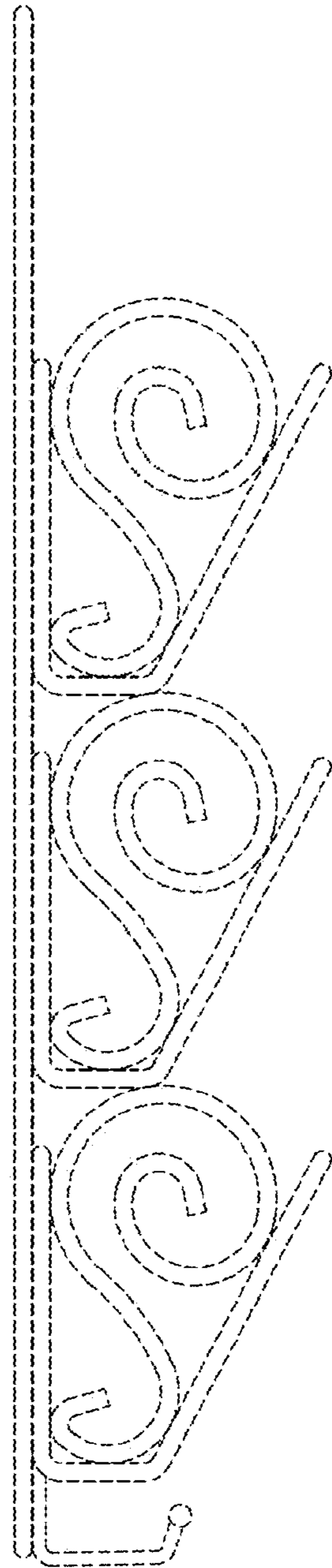


FIG. 4

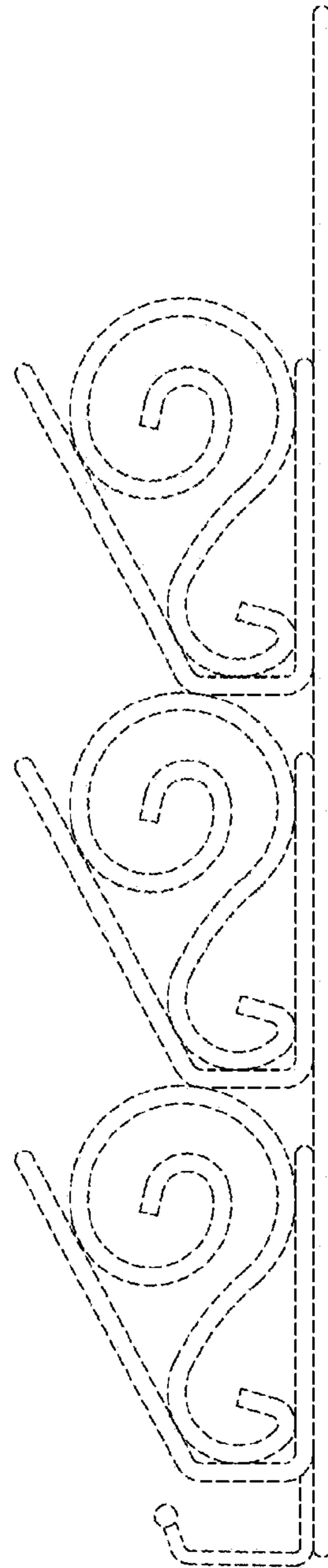


FIG. 5




FIG. 6

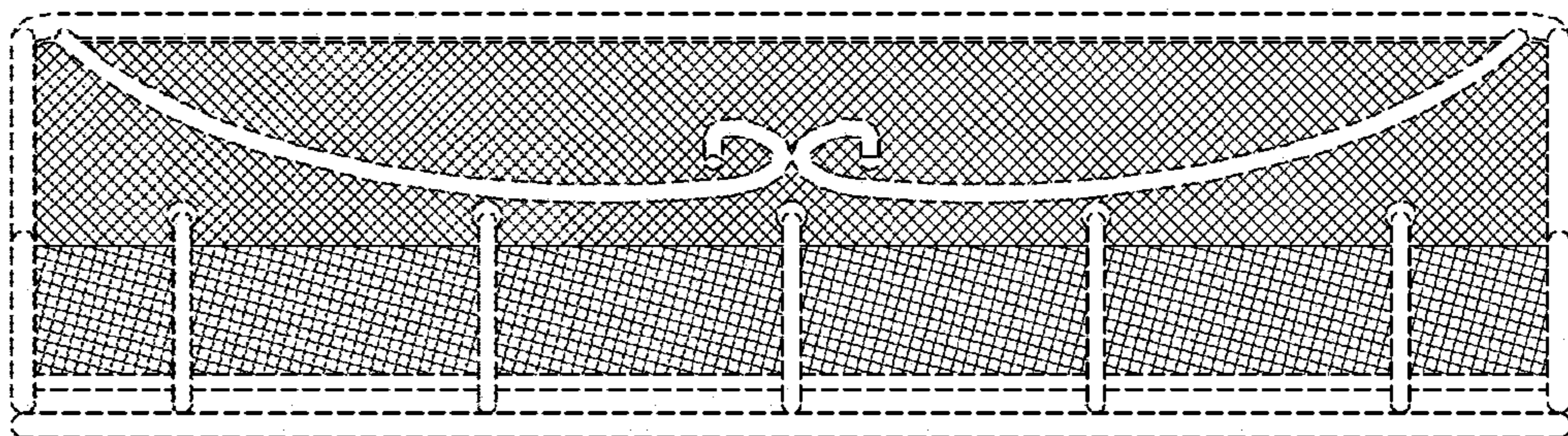


FIG. 7