

US00D769019S

(12) **United States Design Patent** (10) **Patent No.:** **US D769,019 S**
Beck et al. (45) **Date of Patent:** **** Oct. 18, 2016**

(54) **INSERT**
(71) Applicant: **Sage Products, LLC**, Cary, IL (US)
(72) Inventors: **David Beck**, Crystal Lake, IL (US);
Ron Cagle, Crystal Lake, IL (US)
(73) Assignee: **Sage Products, LLC**, Cary, IL (US)
(**) Term: **15 Years**
(21) Appl. No.: **29/527,786**

6,883,563 B2 * 4/2005 Smith A47K 5/1202
141/102
D511,301 S * 11/2005 Jones D9/698
D512,648 S 12/2005 Smith et al.
D564,087 S * 3/2008 Yodfat D24/108
D571,926 S * 6/2008 Wu D24/215
7,597,122 B1 * 10/2009 Smith A47K 5/1202
141/114
8,020,733 B2 9/2011 Snodgrass
D654,743 S 2/2012 Rospierski
D661,933 S * 6/2012 DelGigante D6/542
D672,251 S * 12/2012 Nukuto D9/562
D674,701 S * 1/2013 Claassen D9/453
8,342,365 B2 * 1/2013 Snodgrass B65D 83/262
222/1

(Continued)

(22) Filed: **May 21, 2015**
(51) **LOC (10) Cl.** **23-02**
(52) **U.S. Cl.**
USPC **D6/542**
(58) **Field of Classification Search**
USPC D6/512, 542, 545; D3/201, 203.1, 205;
D9/719, 739, 517, 696, 729, 731, 733,
D9/521, 398
CPC A47K 10/424; A47K 5/00; A47K 5/06;
A47K 5/12; A47K 5/14; A47K 5/02; B65D
1/00; B65D 1/02; B65D 1/0223; B65D
23/00; B65D 23/003; B67D 7/303; B67D
3/0029; B03D 1/14
See application file for complete search history.

Primary Examiner — John Windmuller
Assistant Examiner — Steven Czyz
(74) *Attorney, Agent, or Firm* — Brinks Gilson & Lione

(57) **CLAIM**
The ornamental design for an insert, as shown and described.

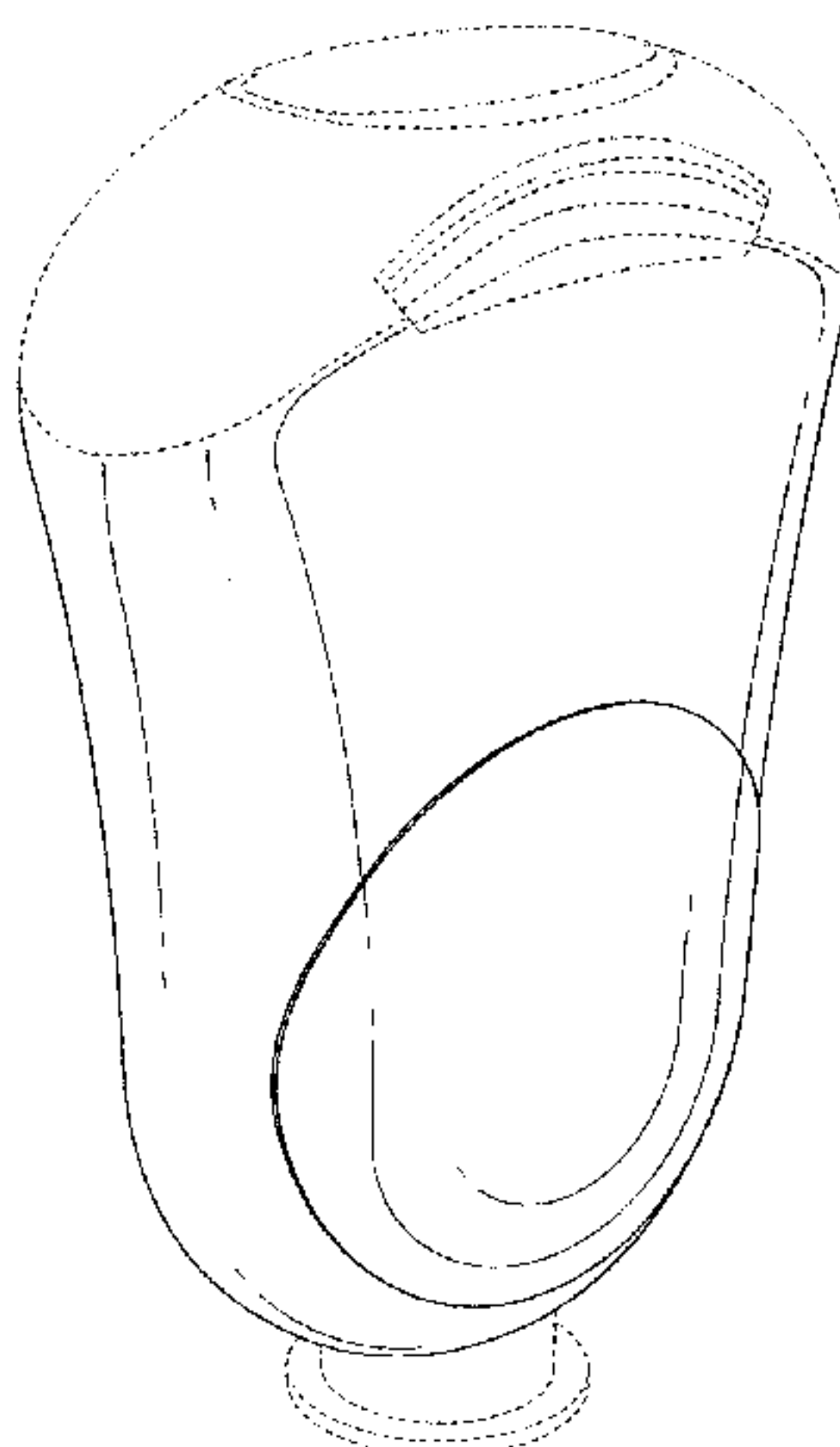
DESCRIPTION

FIG. 1 is a perspective view of another insert of the present invention.
FIG. 2 is a front view thereof.
FIG. 3 is a rear view thereof.
FIG. 4 is a left side view thereof.
FIG. 5 is a right side view thereof.
FIG. 6 is a top view thereof.
FIG. 7 is a bottom view thereof.
FIG. 8 is a perspective view of another insert of the present invention.
FIG. 9 is a front view thereof.
FIG. 10 is a rear view thereof.
FIG. 11 is a left side view thereof.
FIG. 12 is a right side view thereof.
FIG. 13 is a top view thereof; and,
FIG. 14 is a bottom view thereof.
The ornamental design which is claimed is shown in solid lines in the drawings. The broken lines depict portions of the article that form no part of the claimed design.

(56) **References Cited**
U.S. PATENT DOCUMENTS

D201,261 S 6/1965 Roberts
D291,964 S * 9/1987 Albright D9/440
D323,455 S 1/1992 Eichler
D358,654 S * 5/1995 Smith D24/200
D395,819 S * 7/1998 Fenton D24/121
D396,003 S * 7/1998 Fenton D24/121
D396,009 S * 7/1998 Reubens D9/530
D451,736 S * 12/2001 Mast D6/545
6,347,724 B1 2/2002 Chen et al.
6,431,400 B1 8/2002 O'Maley et al.
D471,047 S * 3/2003 Gordon D6/545
D481,463 S * 10/2003 Cook D24/200
6,766,199 B2 * 7/2004 Cook A61H 7/003
607/150

1 Claim, 6 Drawing Sheets



(56)

References Cited

U.S. PATENT DOCUMENTS

D675,853 S *	2/2013	Bunoz	D6/545	D734,056 S *	7/2015	Davis	D6/542
D682,590 S *	5/2013	Gilboe	D6/545	D734,057 S *	7/2015	Davis	D6/542
D683,227 S	5/2013	Balini		D734,058 S *	7/2015	Davis	D6/542
D683,628 S *	6/2013	Claassen	D9/453	D739,281 S *	9/2015	Payne	D10/80
D693,689 S *	11/2013	Kim	D9/516	2009/0184134 A1	7/2009	Ciavarella et al.	
D697,809 S *	1/2014	de Cleir	D9/521	2010/0094581 A1	4/2010	Cagle	
D713,653 S *	9/2014	Sun Ting Kung	D6/545	2010/0173581 A1	7/2010	Dolan	
D718,045 S *	11/2014	Fasciglione	D3/205	2011/0063106 A1	3/2011	Snodgrass	
D722,270 S *	2/2015	Davis	D9/516	2011/0169643 A1	7/2011	Cartner	
D722,271 S *	2/2015	Davis	D9/521	2011/0169645 A1	7/2011	Cartner et al.	
D730,048 S *	5/2015	Muller	D3/201	2012/0112914 A1*	5/2012	Wegelin	A47K 5/1217 340/573.1
D731,203 S *	6/2015	Watson	D6/542	2012/0241470 A1	9/2012	Snodgrass et al.	
D731,204 S *	6/2015	Watson	D6/542	2012/0275568 A1	11/2012	Mazor et al.	
D732,307 S *	6/2015	Enga	D6/542	2014/0081653 A1*	3/2014	Davis	G06F 19/327 705/2
D734,055 S *	7/2015	Davis	D6/542	2015/0134357 A1*	5/2015	Davis	A61B 90/80 705/2

* cited by examiner

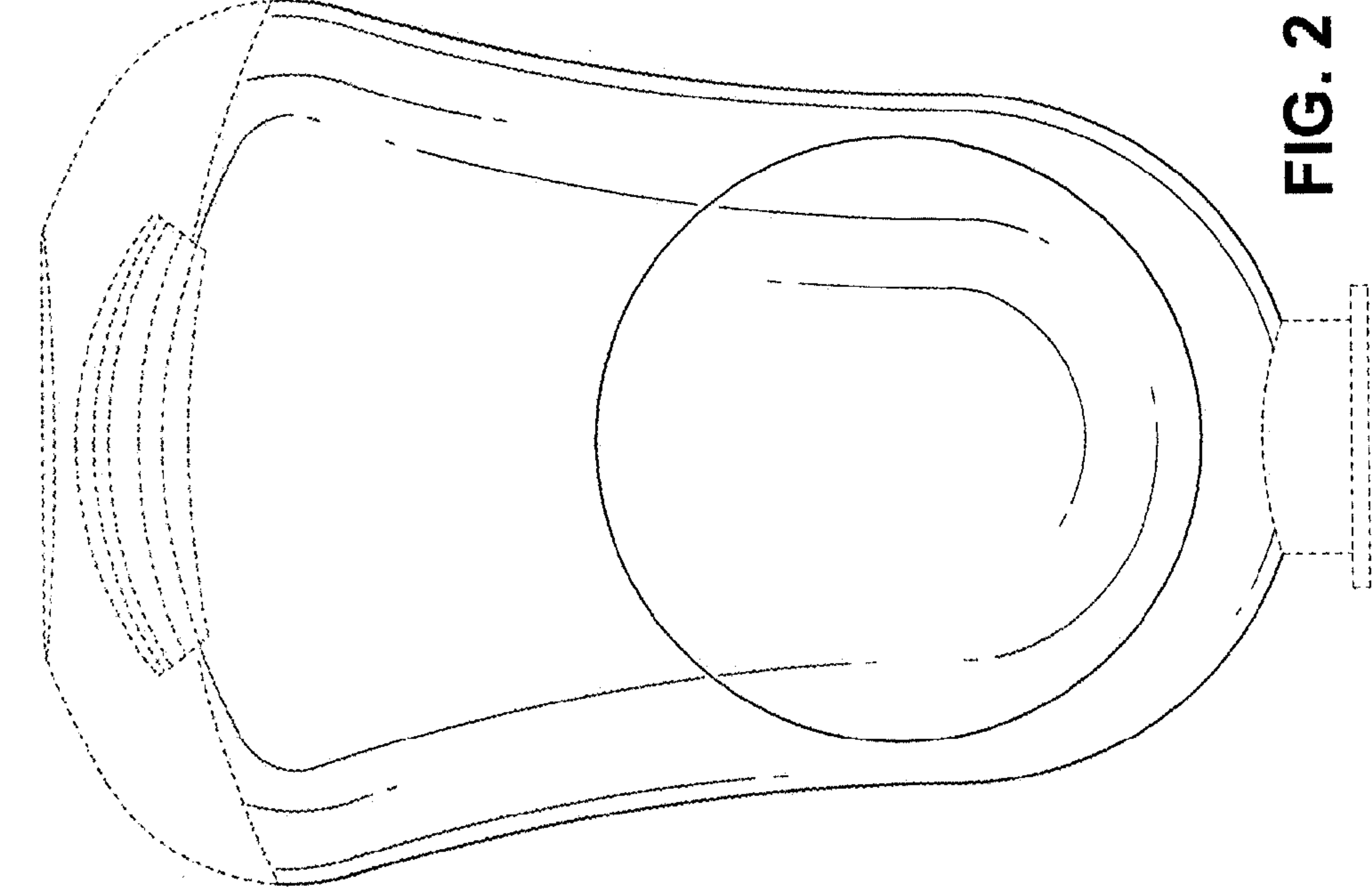


FIG. 2

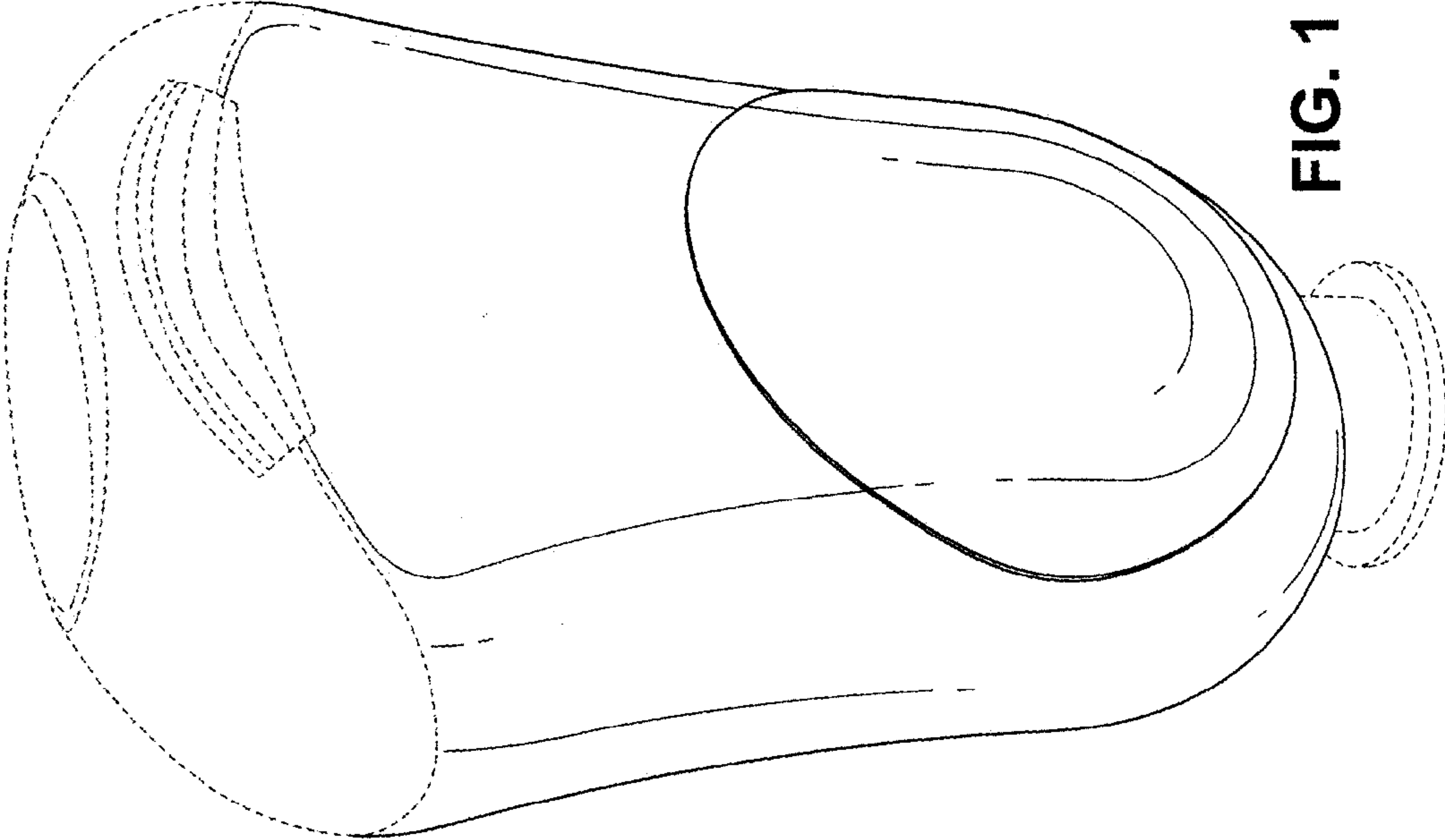


FIG. 1




FIG. 4

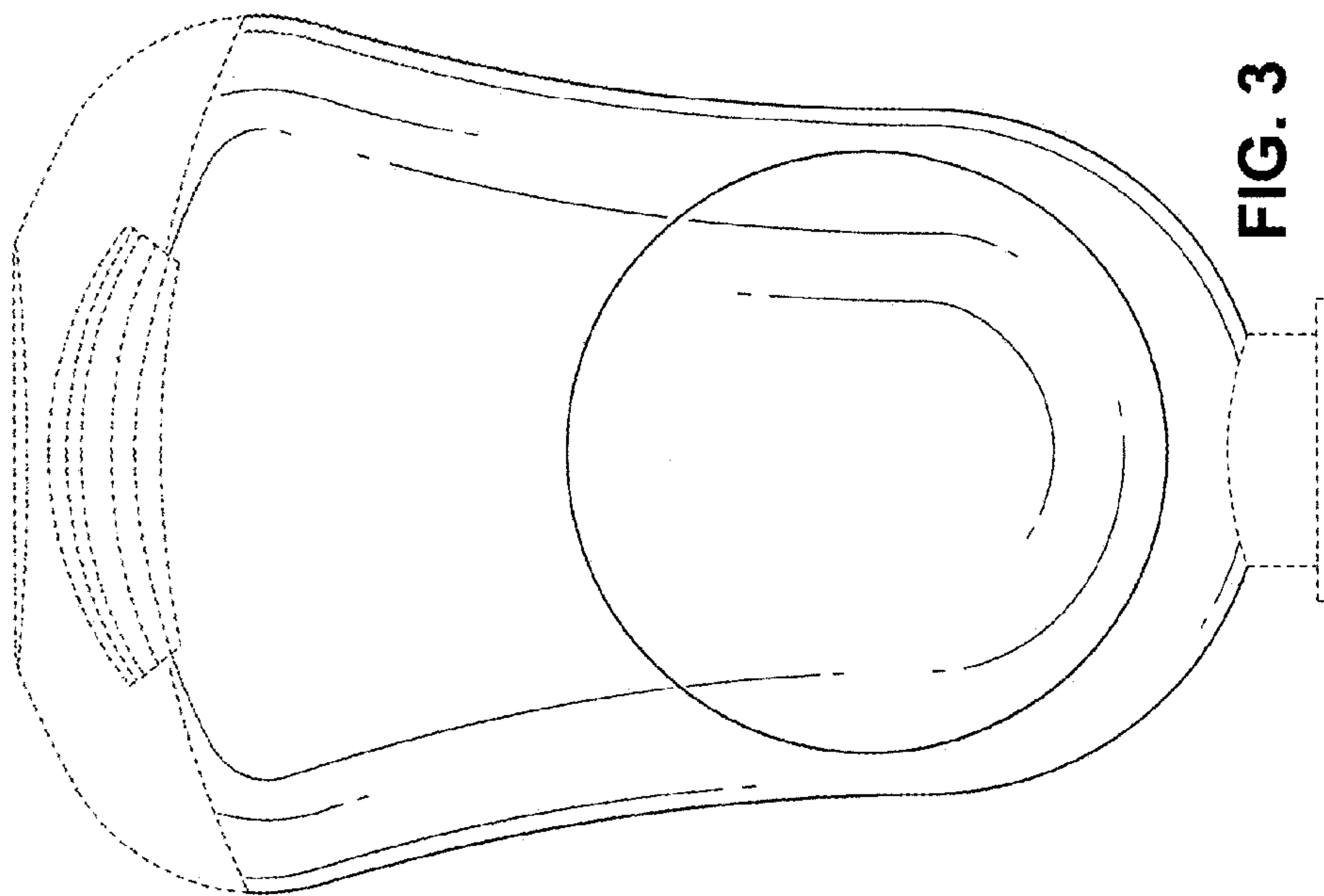


FIG. 3




FIG. 5

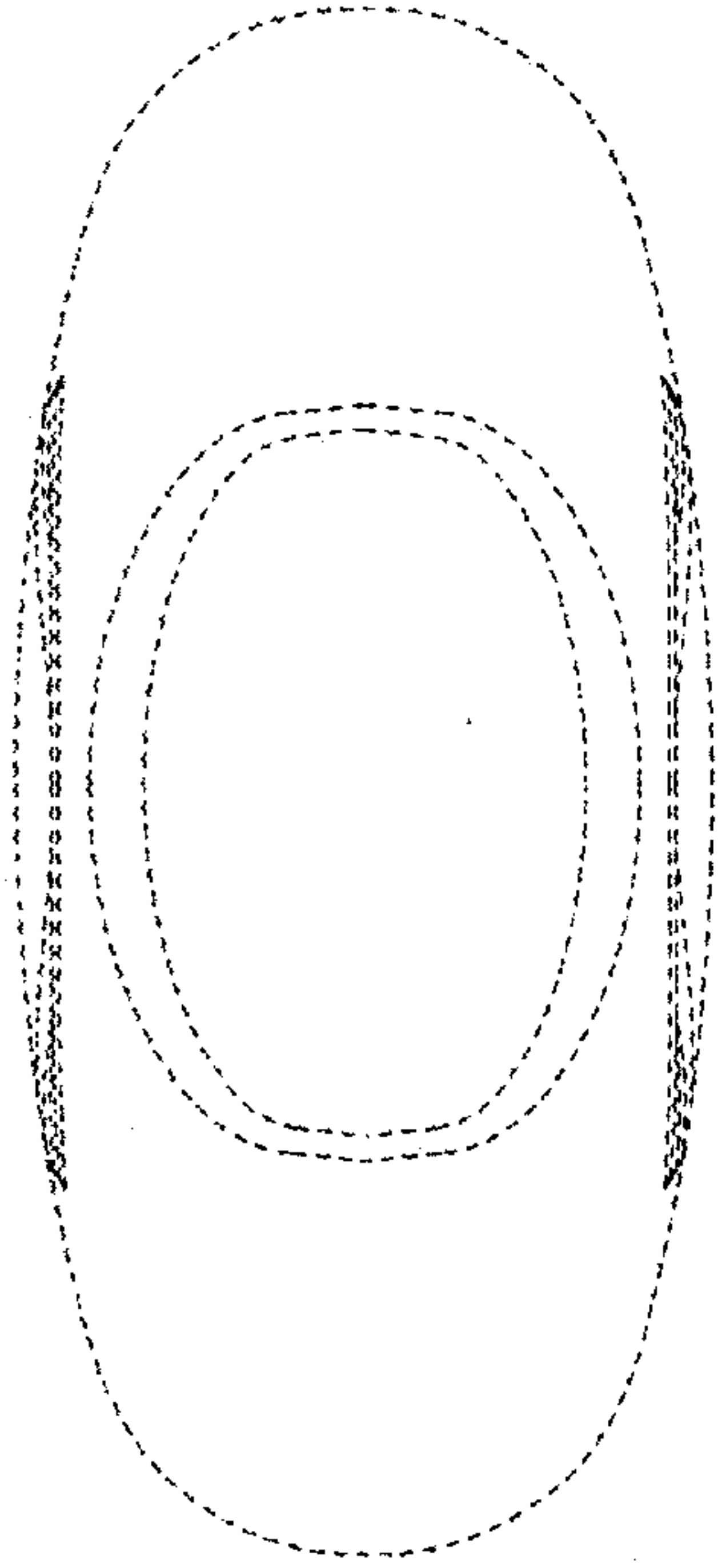


FIG. 6

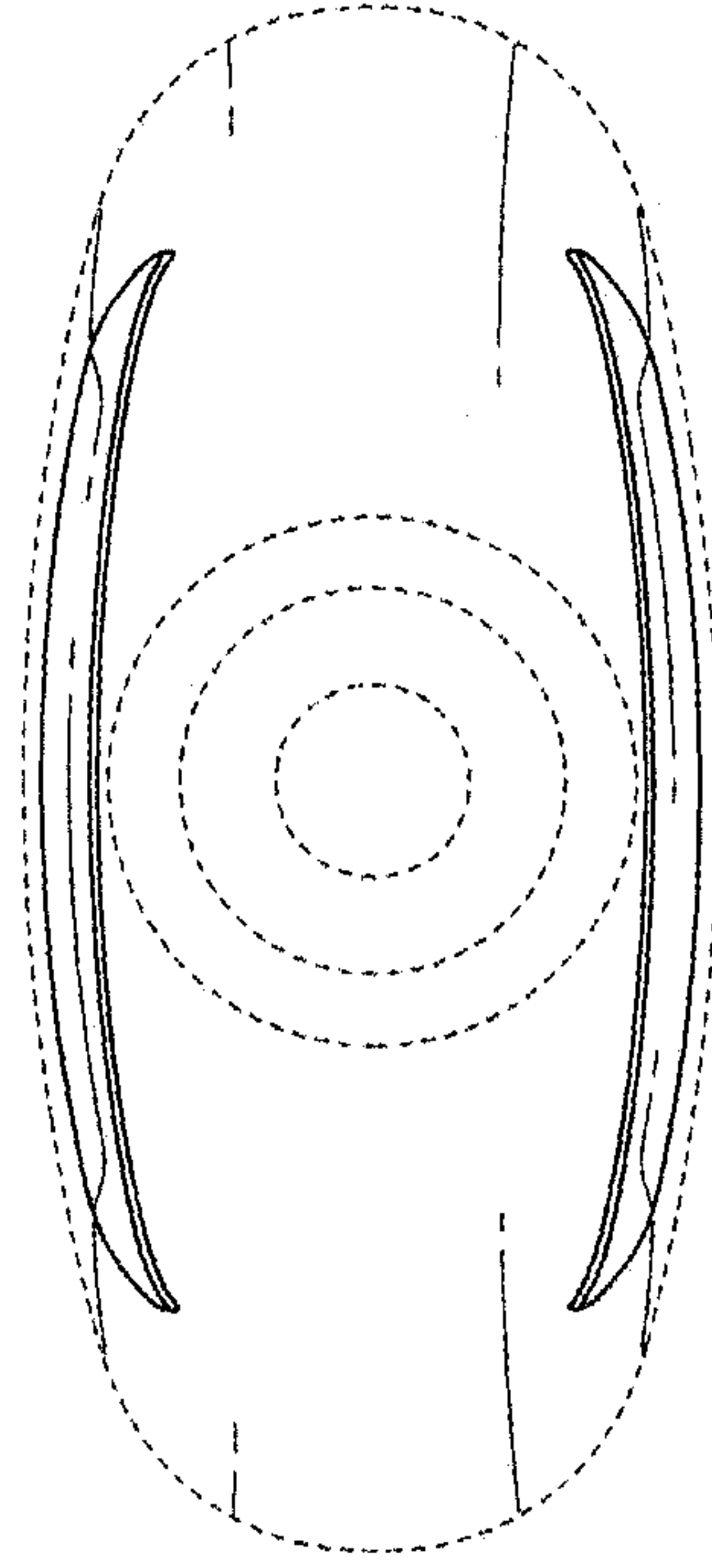


FIG. 7

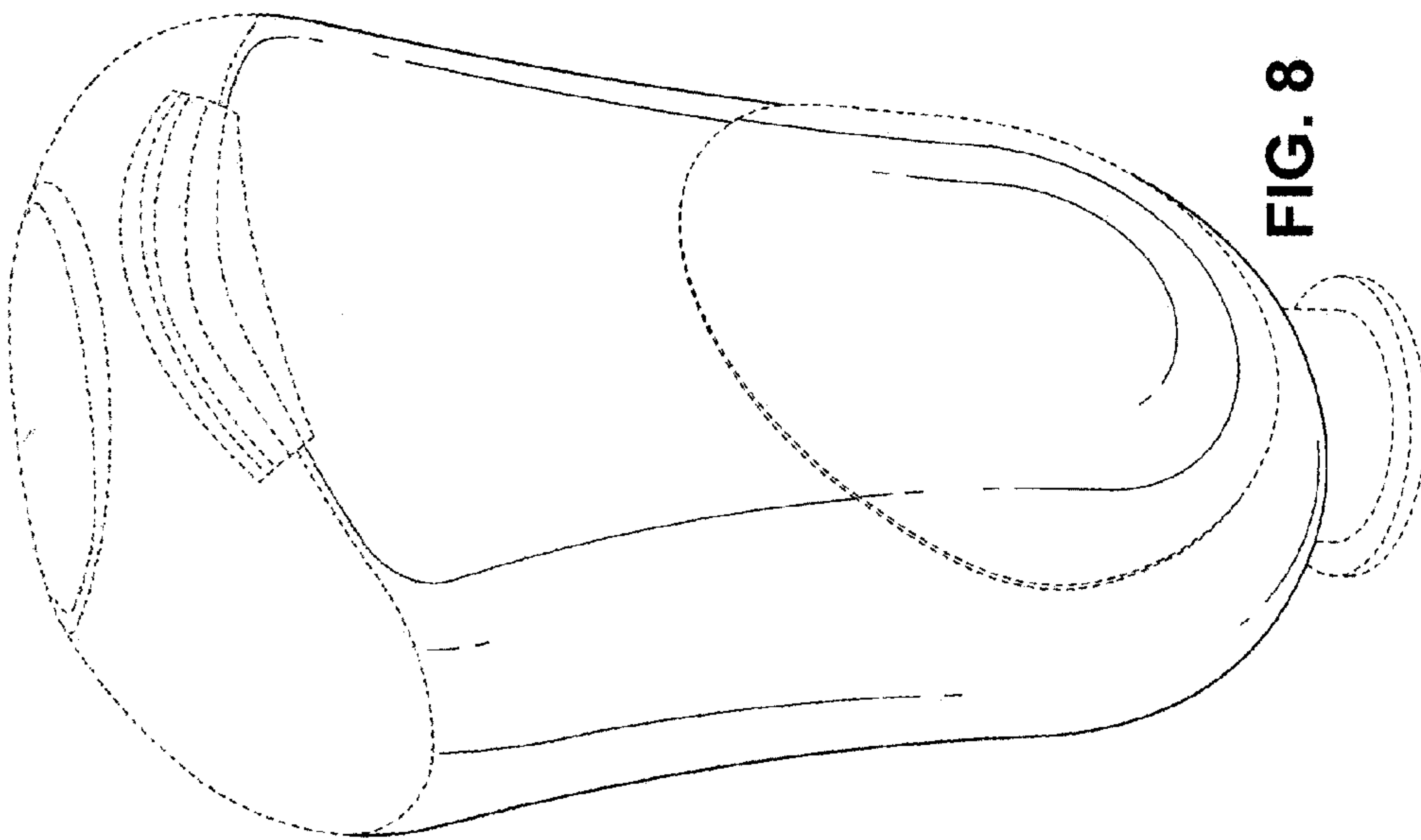


FIG. 8

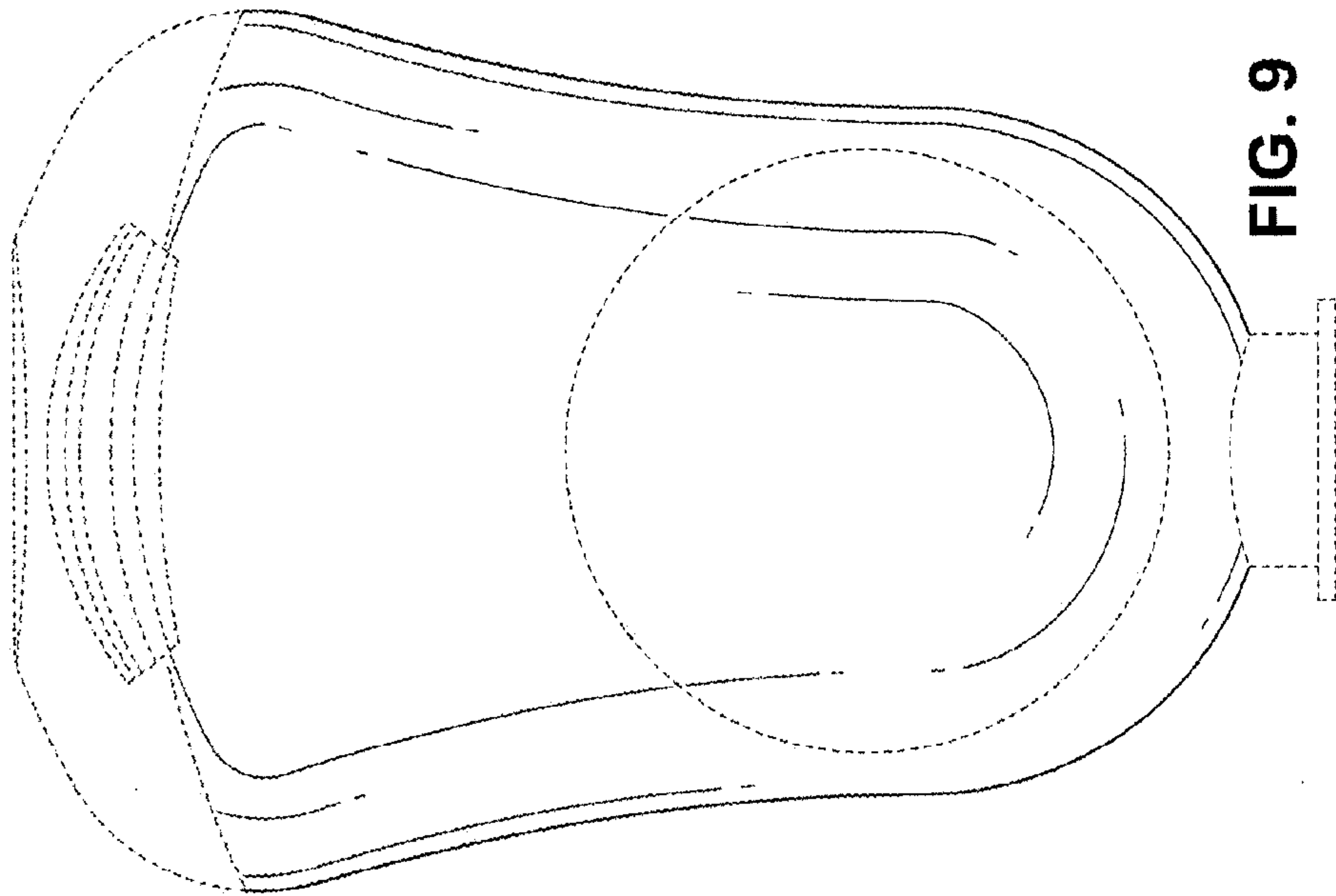


FIG. 9

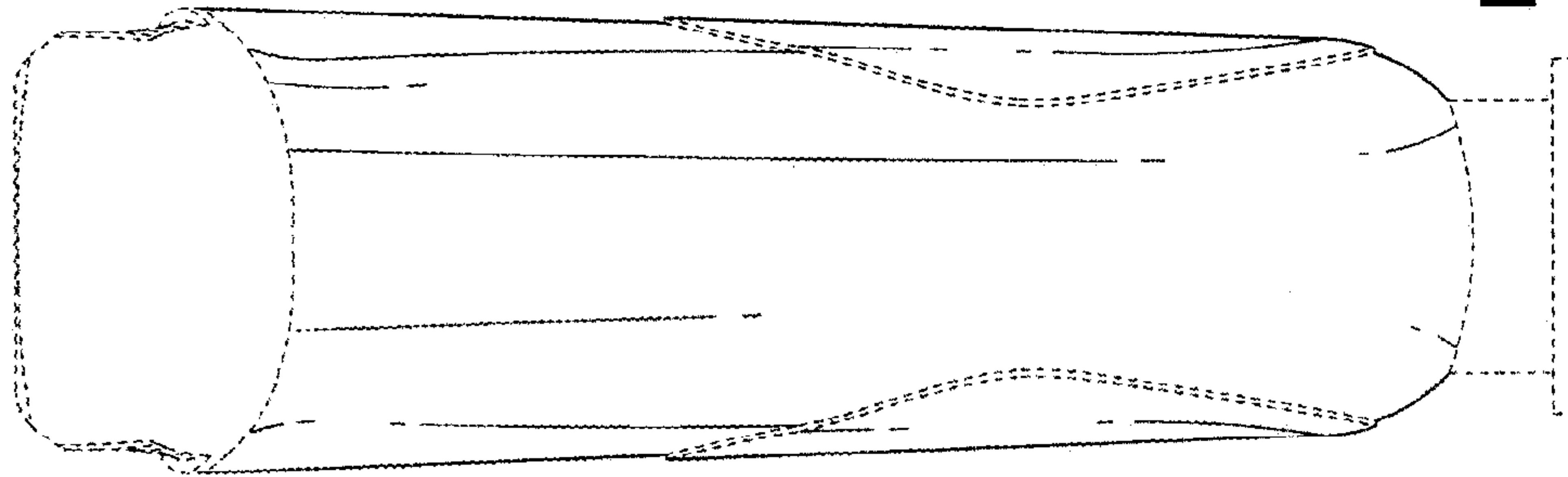


FIG. 11

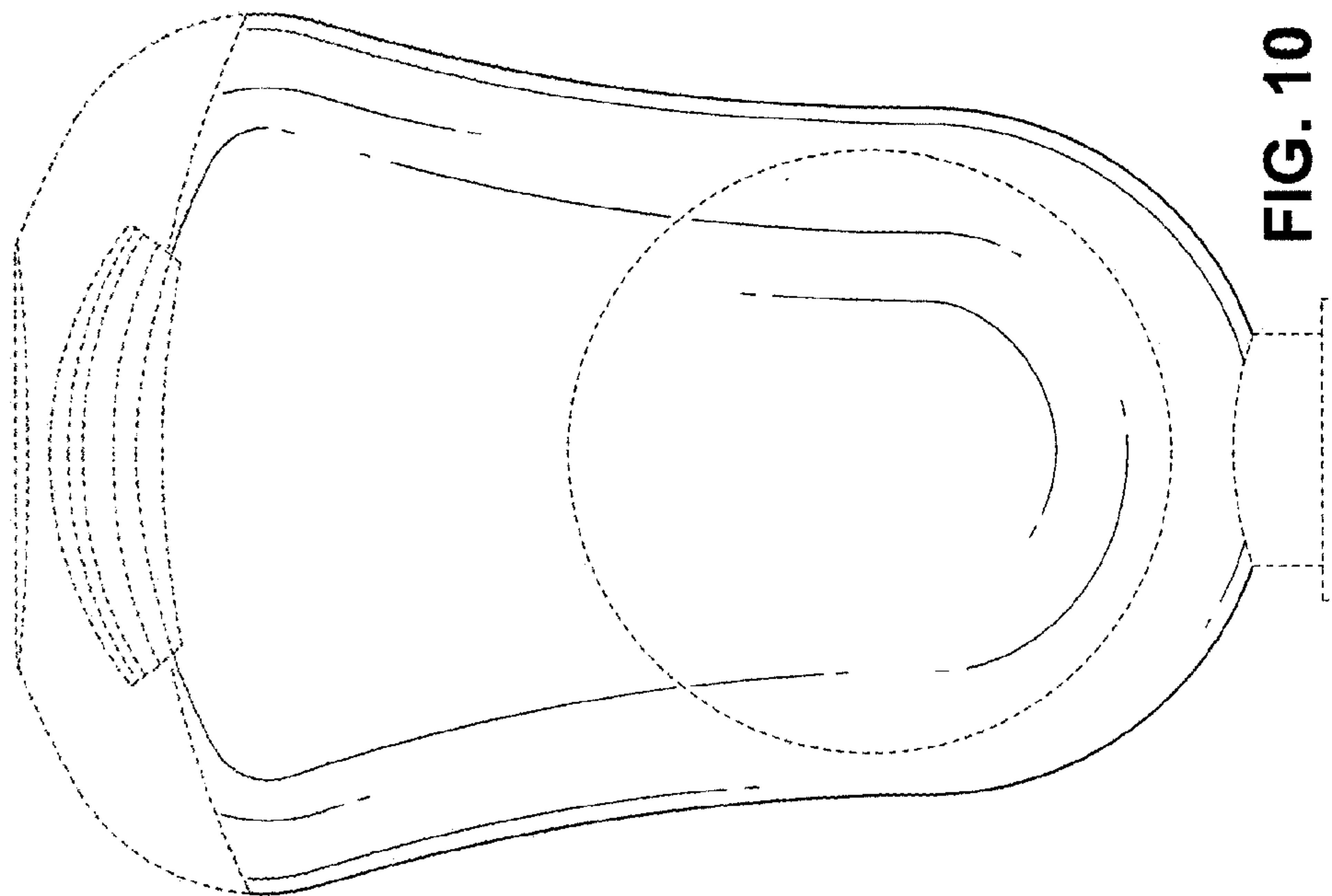


FIG. 10

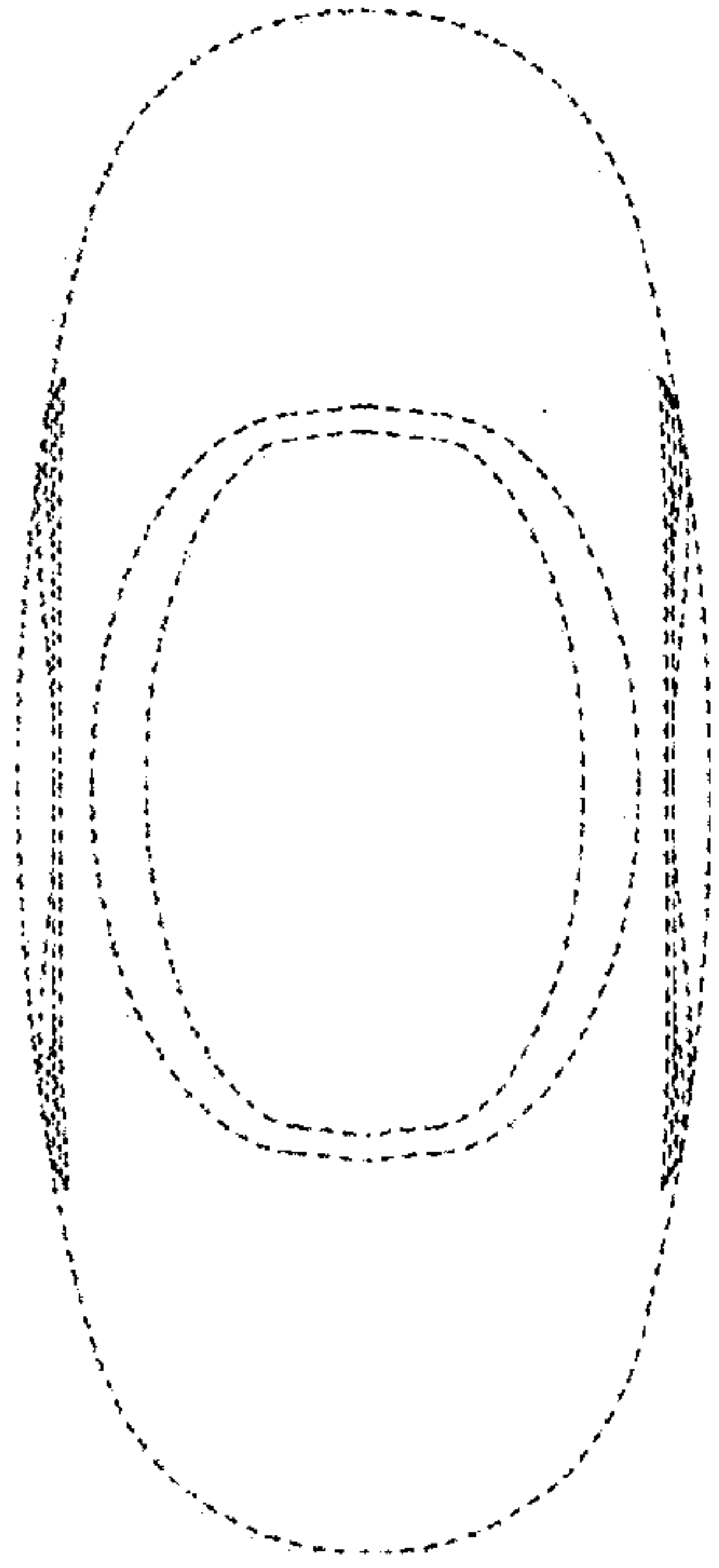


FIG. 13

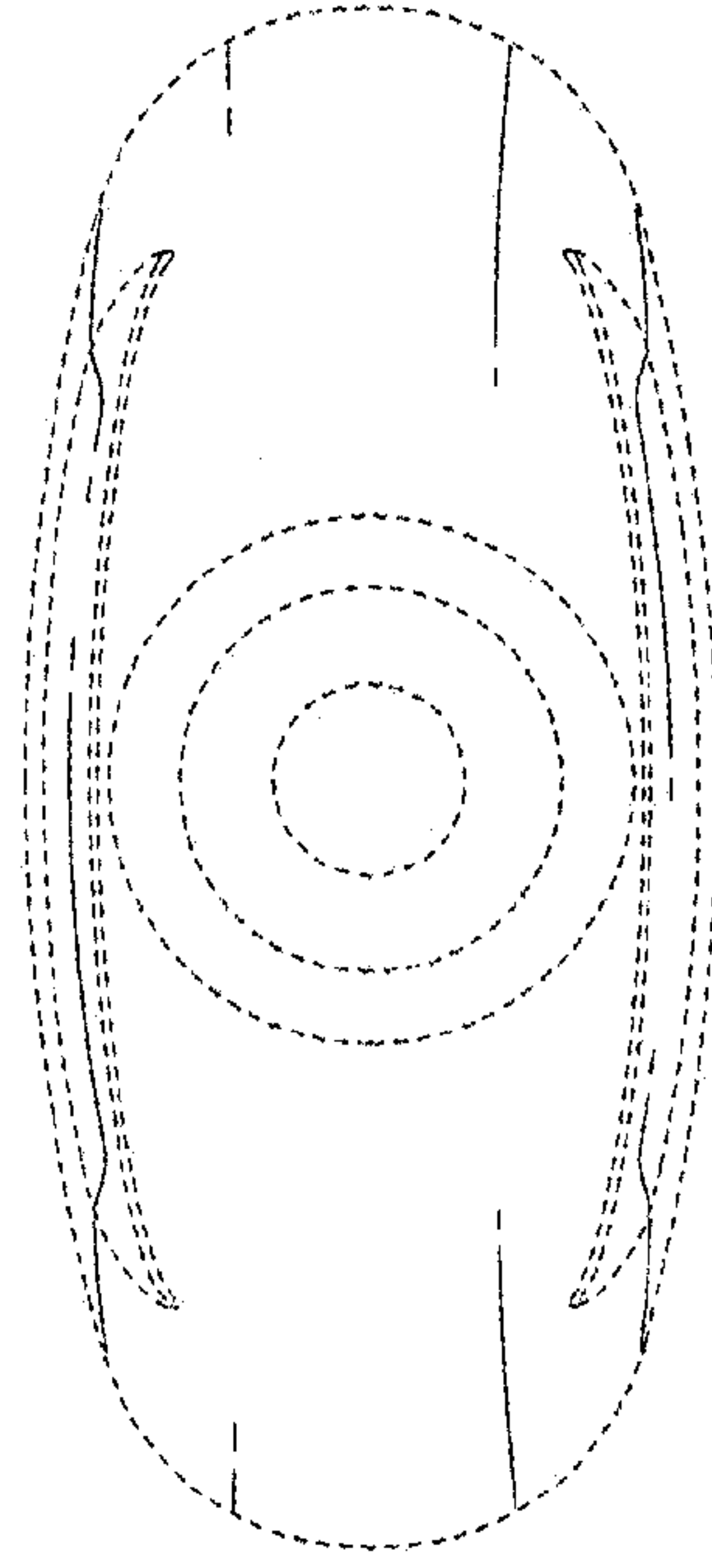


FIG. 14

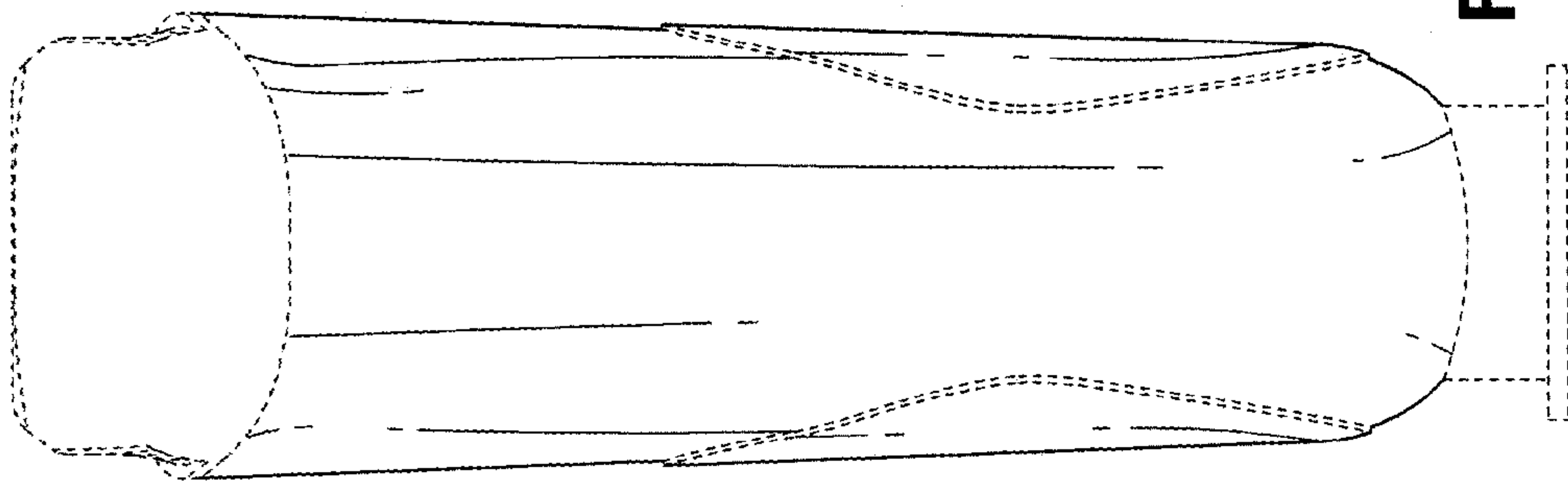


FIG. 12