



US00D769012S

(12) **United States Design Patent**  
**Frankel et al.**

(10) **Patent No.:** **US D769,012 S**

(45) **Date of Patent:** **\*\* Oct. 18, 2016**

- (54) **ELASTIC BELT CHAIR**
- (71) Applicant: **Zenithen USA LLC**, Diamond Bar, CA (US)
- (72) Inventors: **Andrew David Frankel**, Yorba Linda, CA (US); **Shi-Ping Zheng**, Fuzhou (CN); **Tian-Xia Zheng**, Fujian (CN)
- (73) Assignee: **Zenithen USA, LLC**, Diamond Bar, CA (US)
- (\*\*) Term: **14 Years**
- (21) Appl. No.: **29/526,193**
- (22) Filed: **May 7, 2015**
- (51) **LOC (10) Cl.** ..... **06-01**
- (52) **U.S. Cl.**  
USPC ..... **D6/368**
- (58) **Field of Classification Search**  
USPC ..... D6/334-336, 368, 370, 371, 373, 375, D6/379, 380, 716, 716.1, 716.2, 716.3, D6/716.4  
CPC ..... A47C 3/12; A47C 4/00; A47C 4/28; A47C 4/42; A47C 4/44; A47C 4/48; A47C 4/50; A47C 5/04; A47C 5/10  
See application file for complete search history.

- 5,496,094 A \* 3/1996 Schwartzkopf ..... A47C 4/48 297/16.1
- 5,976,664 A \* 11/1999 Lohmeyer ..... A47C 3/12 297/445.1
- D461,326 S \* 8/2002 Bouroullec ..... D6/368
- D475,860 S \* 6/2003 Yang ..... D6/368
- D499,258 S \* 12/2004 Tseng ..... D6/368
- 6,938,951 B1 \* 9/2005 Tseng ..... A47C 4/48 297/16.1
- 7,000,983 B1 \* 2/2006 Tsai ..... A47C 4/50 297/56
- D528,317 S \* 9/2006 Tseng ..... D6/368
- D533,369 S \* 12/2006 Andersson ..... D6/368
- D691,384 S \* 10/2013 Akkad ..... D6/368
- 8,801,090 B2 \* 8/2014 Akkad ..... A47C 4/48 297/46
- 2007/0187998 A1 \* 8/2007 Chen ..... A47C 4/44 297/45
- 2010/0164256 A1 \* 7/2010 Salisbury ..... A47C 4/28 297/16.2

\* cited by examiner

*Primary Examiner* — Mimosa De

(74) *Attorney, Agent, or Firm* — Merek, Blackmon & Voorhees, LLC

(57) **CLAIM**

The ornamental design for an elastic belt chair, as shown and described.

**DESCRIPTION**

FIG. 1 is a front elevational view of our elastic belt chair; FIG. 2 is a right side perspective view of the elastic belt chair shown if FIG. 1, with the left side perspective view being a mirror image thereof; FIG. 3 is a right side elevational view of the elastic belt chair, with the left side elevational view being a mirror image thereof; FIG. 4 is a rear elevational view of the elastic belt chair; FIG. 5 is a bottom plan view of the elastic belt chair; and, FIG. 6 is a top plan view of the elastic belt chair.

**1 Claim, 6 Drawing Sheets**

(56) **References Cited**  
U.S. PATENT DOCUMENTS

- D191,704 S \* 11/1961 Stauffer ..... D6/375
- D191,786 S \* 11/1961 Kaltsas ..... D6/368
- D224,635 S \* 8/1972 Yuenger ..... D6/370
- D244,975 S \* 7/1977 Steinberger ..... D6/368
- D292,048 S \* 9/1987 Shaffer ..... D6/370
- D338,114 S \* 8/1993 Morin ..... D6/370
- D360,082 S \* 7/1995 Tseng ..... D6/368

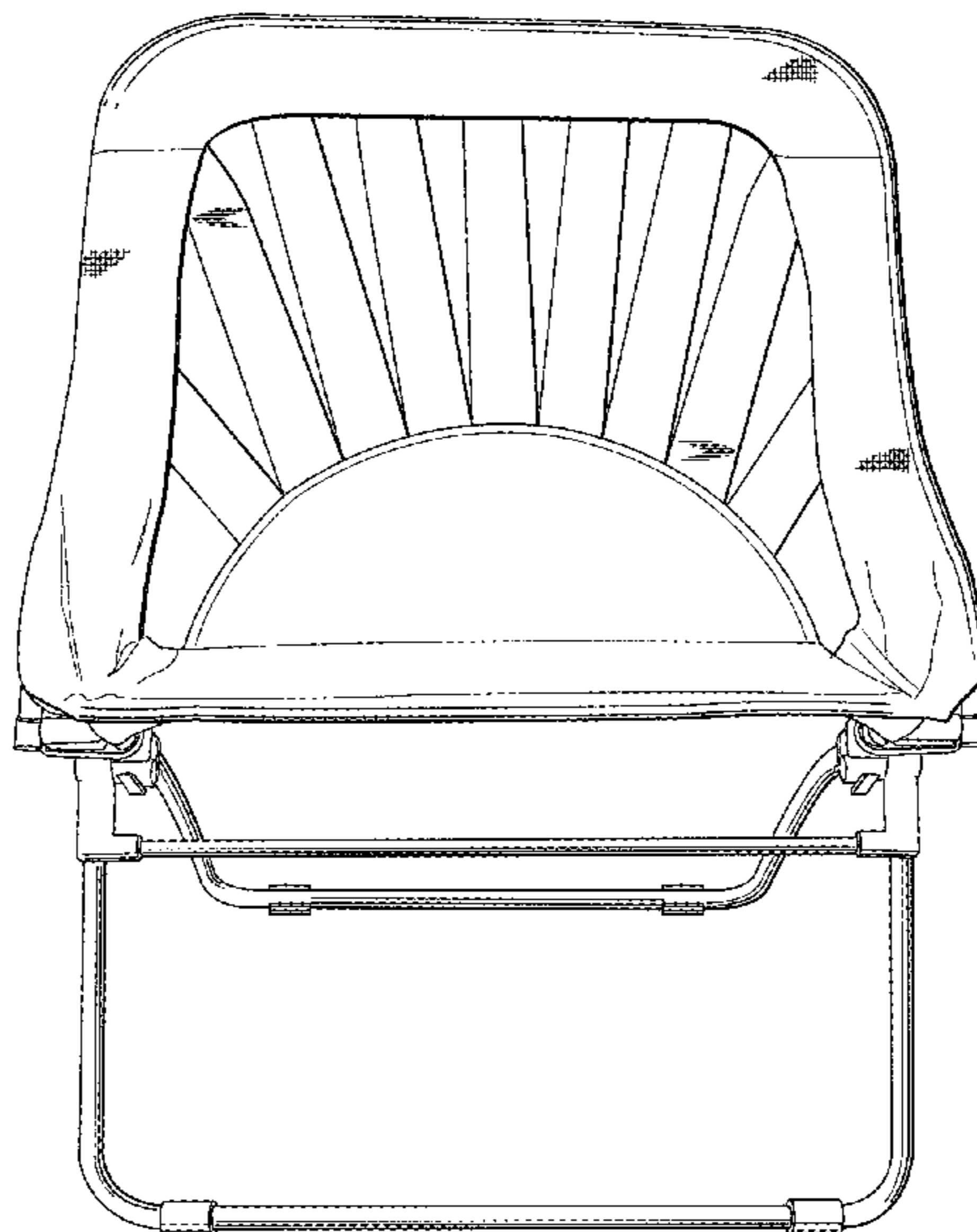


Fig. 1




Fig. 2

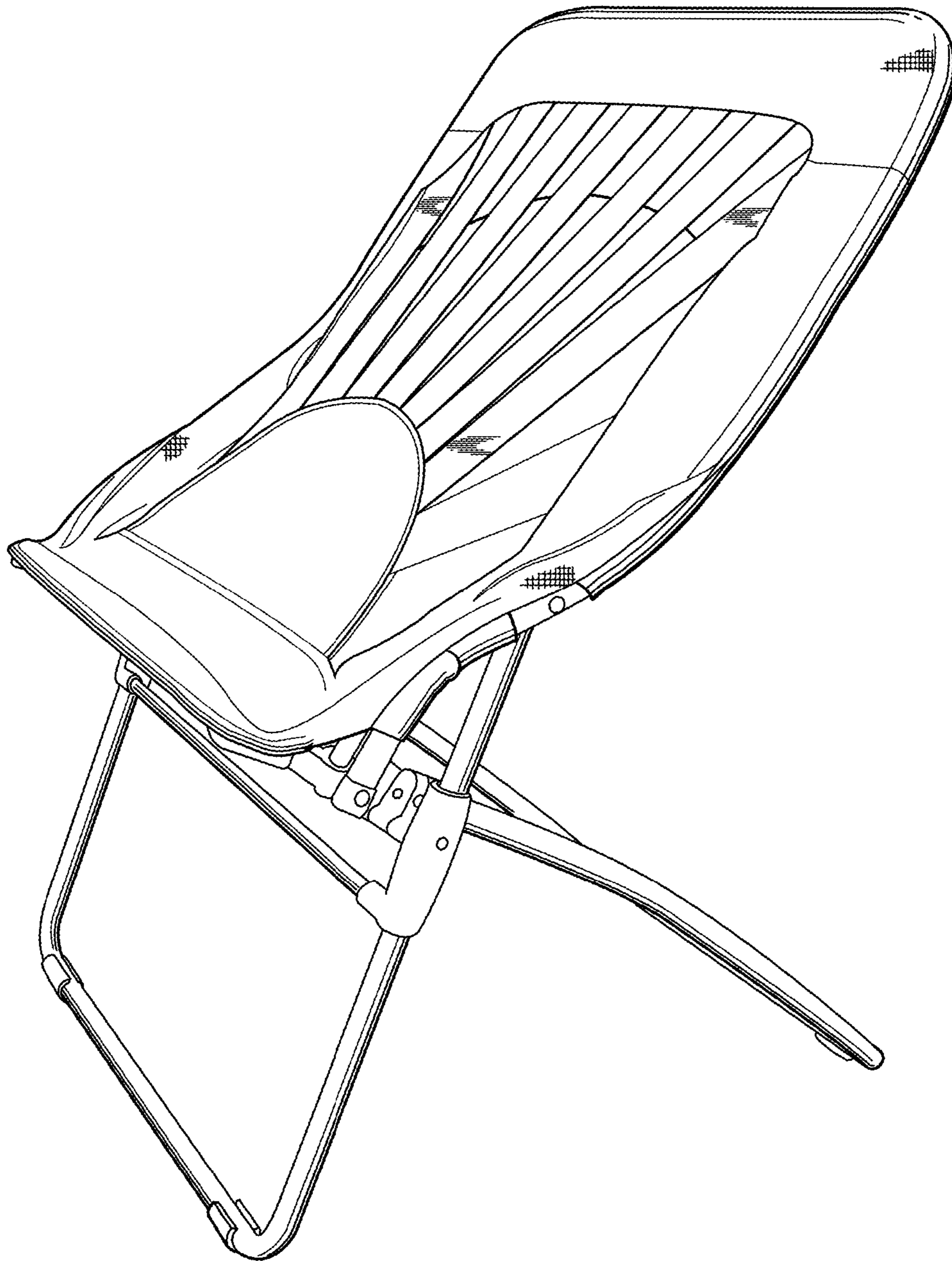




Fig. 3

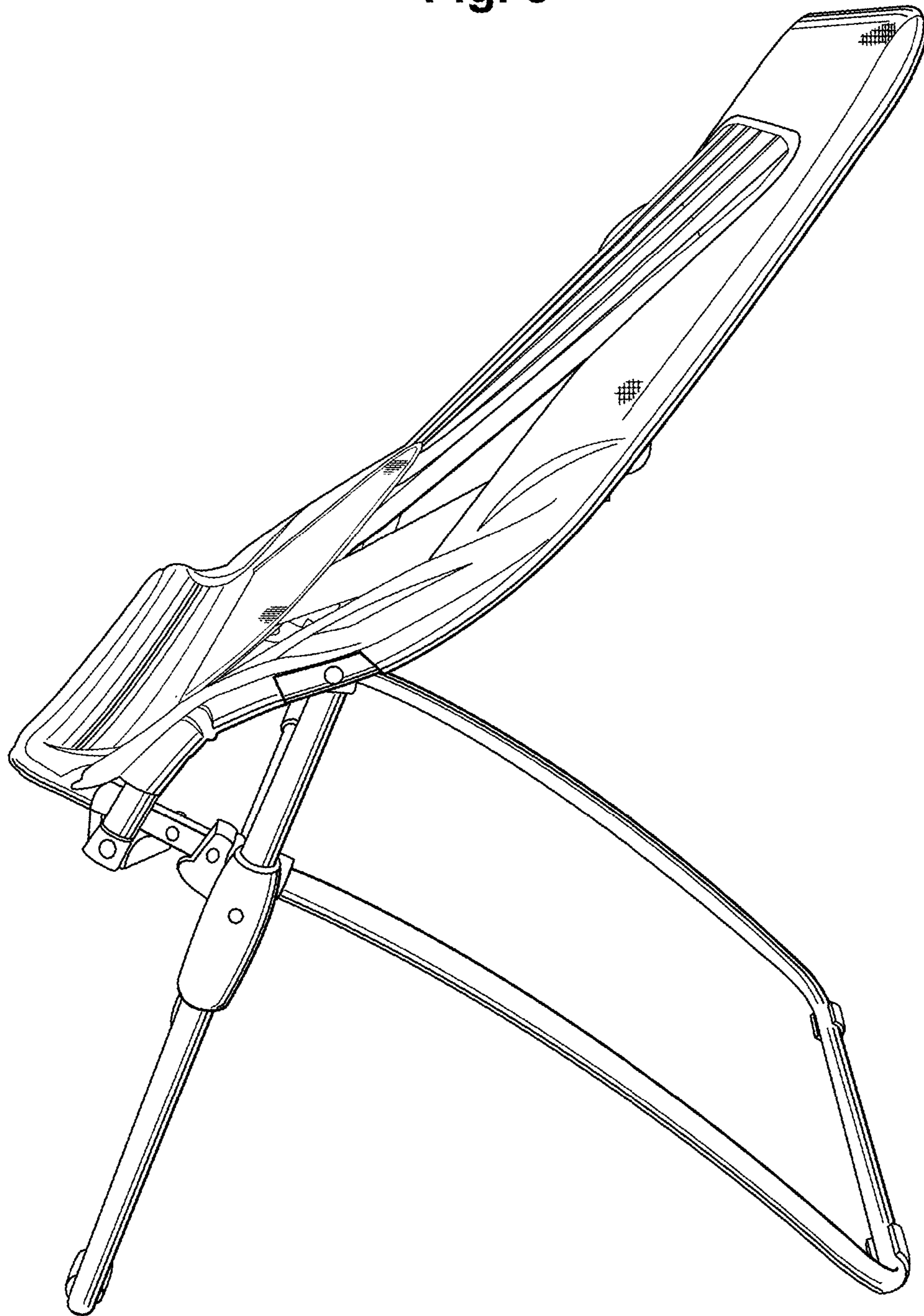


Fig. 4

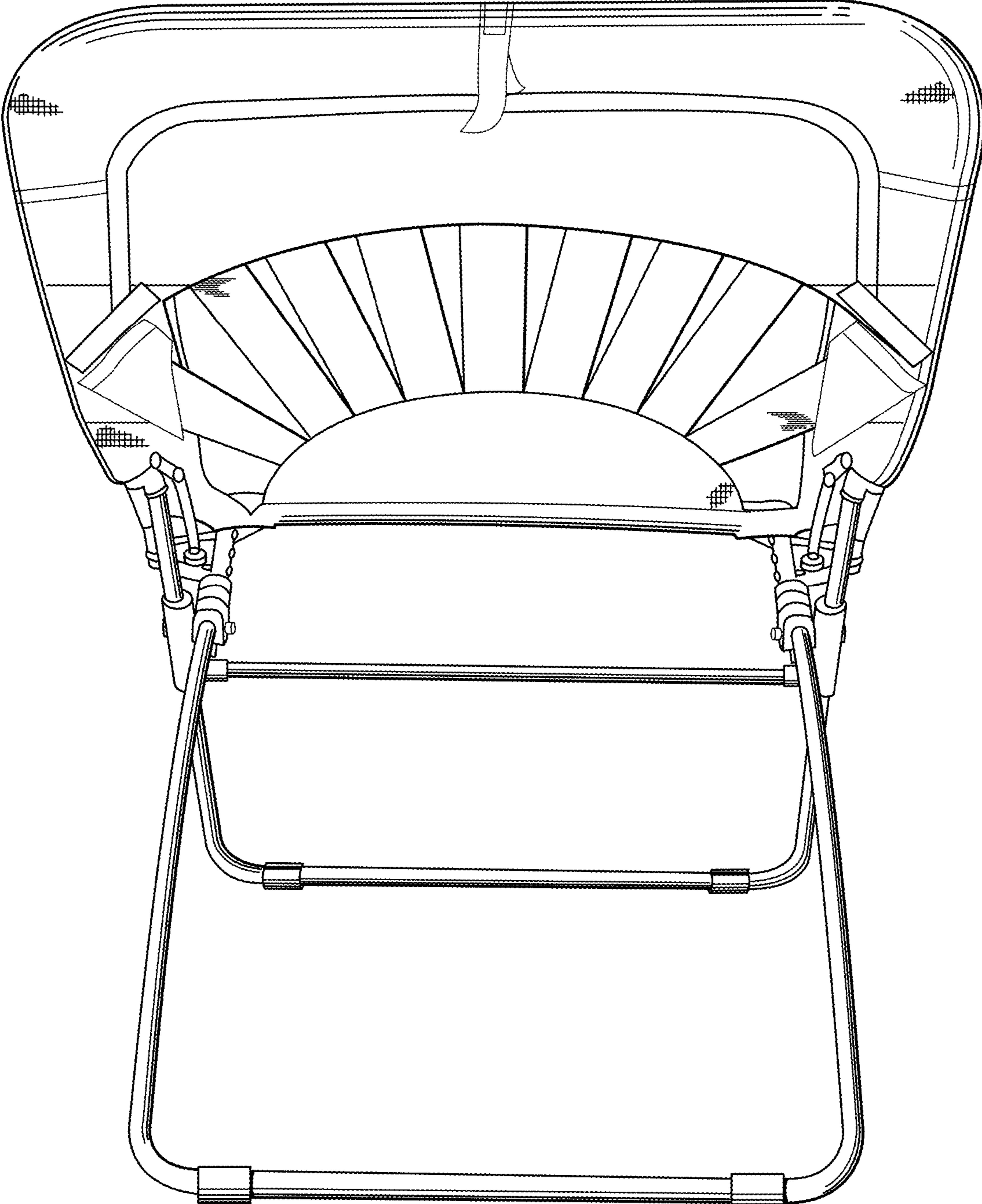


Fig. 5

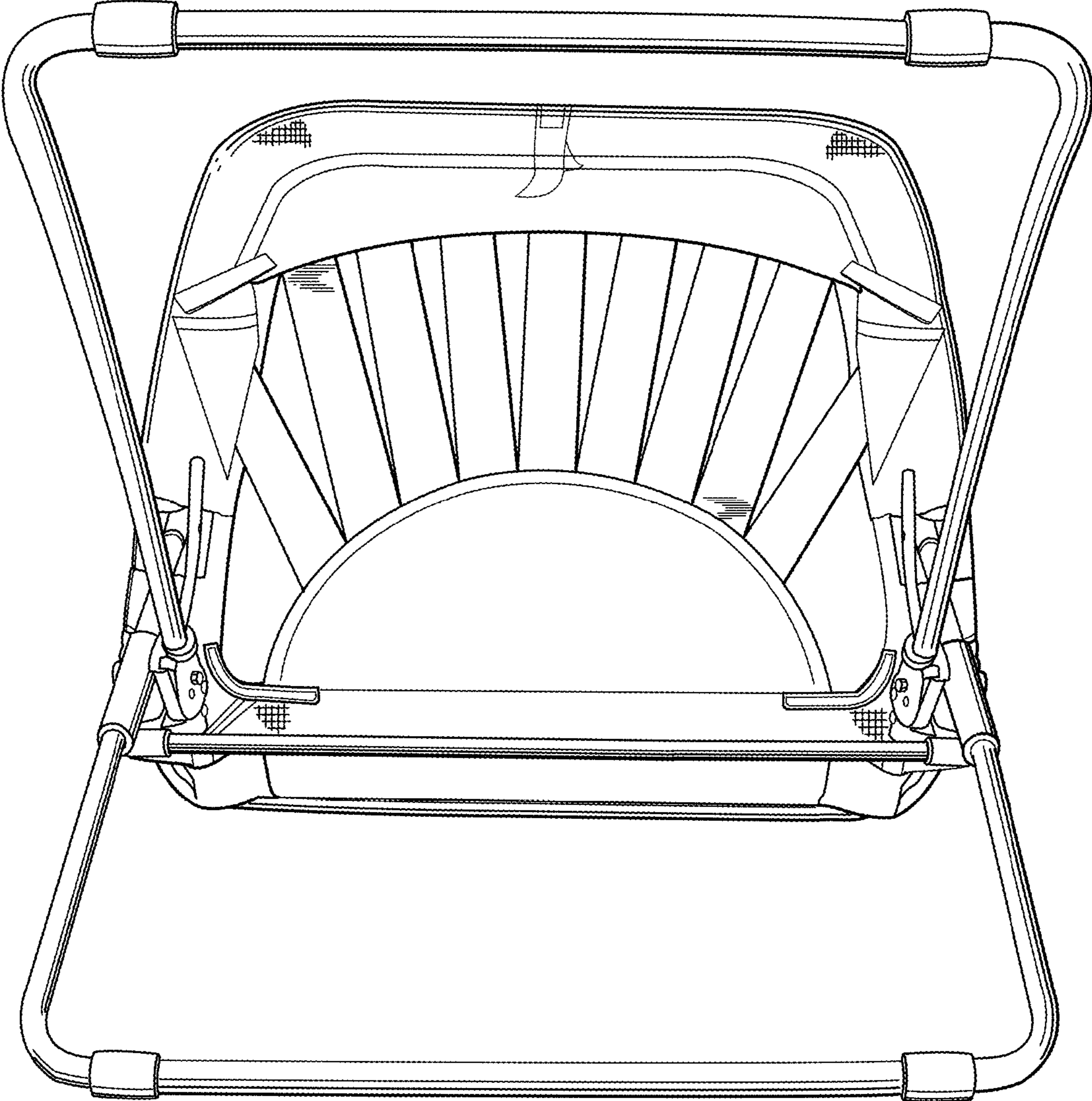


Fig. 6

