



US00D769011S

(12) **United States Design Patent** (10) **Patent No.:** **US D769,011 S**
Frankel et al. (45) **Date of Patent:** **** Oct. 18, 2016**

(54) **ELASTIC BELT CHAIR**

(71) Applicant: **Zenithen USA LLC**, Diamond Bar, CA (US)

(72) Inventors: **Andrew David Frankel**, Yorba Linda, CA (US); **Shi-Ping Zheng**, Fuzhou (CN); **Tian-Xia Zheng**, Fujian (CN)

(73) Assignee: **Zenithen USA, LLC**, Diamond Bar, CA (US)

(**) Term: **14 Years**

(21) Appl. No.: **29/526,189**

(22) Filed: **May 7, 2015**

(51) **LOC (10) Cl.** **06-01**

(52) **U.S. Cl.**
USPC **D6/368**

(58) **Field of Classification Search**
USPC D6/334-336, 368, 370, 371, 373, 375, D6/379, 380, 716, 716.1, 716.2, 716.3, D6/716.4
CPC A47C 3/12; A47C 4/00; A47C 4/28; A47C 4/42; A47C 4/44; A47C 4/48; A47C 4/50; A47C 5/04; A47C 5/10
See application file for complete search history.

5,976,664 A * 11/1999 Lohmeyer A47C 3/12 297/445.1
D461,326 S * 8/2002 Bouroullec D6/368
D475,860 S * 6/2003 Yang D6/367
D499,258 S * 12/2004 Tseng D6/368
6,938,951 B1 * 9/2005 Tseng A47C 4/48 297/16.1
7,000,983 B1 * 2/2006 Tsai A47C 4/50 297/56
D528,317 S * 9/2006 Tseng D6/368
D533,369 S * 12/2006 Andersson D6/368
D691,384 S * 10/2013 Akkad D6/368
8,801,090 B2 * 8/2014 Akkad A47C 4/48 297/46
2007/0187998 A1 * 8/2007 Chen A47C 4/44 297/45
2010/0164256 A1 * 7/2010 Salisbury A47C 4/28 297/16.2

* cited by examiner

Primary Examiner — Mimoso De
(74) *Attorney, Agent, or Firm* — Merek, Blackmon & Voorhees, LLC

(57) **CLAIM**
The ornamental design for an elastic belt chair, as shown and described.

DESCRIPTION

FIG. 1 is a front elevational view of our elastic belt chair; FIG. 2 is a right side perspective view of the elastic belt chair shown in FIG. 1, with the left side perspective view being a mirror image thereof; FIG. 3 is a right side elevational view of the elastic belt chair, with the left side elevational view being a mirror image thereof; FIG. 4 is a rear elevational view of the elastic belt chair; FIG. 5 is a bottom plan view of the elastic belt chair; and, FIG. 6 is a top plan view of the elastic belt chair.

1 Claim, 6 Drawing Sheets

(56) **References Cited**

U.S. PATENT DOCUMENTS

D191,704 S * 11/1961 Stauffer D6/375
D191,786 S * 11/1961 Kaltsas D6/368
D224,635 S * 8/1972 Yuenger D6/370
D244,975 S * 7/1977 Steinberger D6/368
D292,048 S * 9/1987 Shaffer D6/370
D338,114 S * 8/1993 Morin D6/370
D360,082 S * 7/1995 Tseng D6/368
5,496,094 A * 3/1996 Schwartzkopf A47C 4/48 248/164




Fig. 1

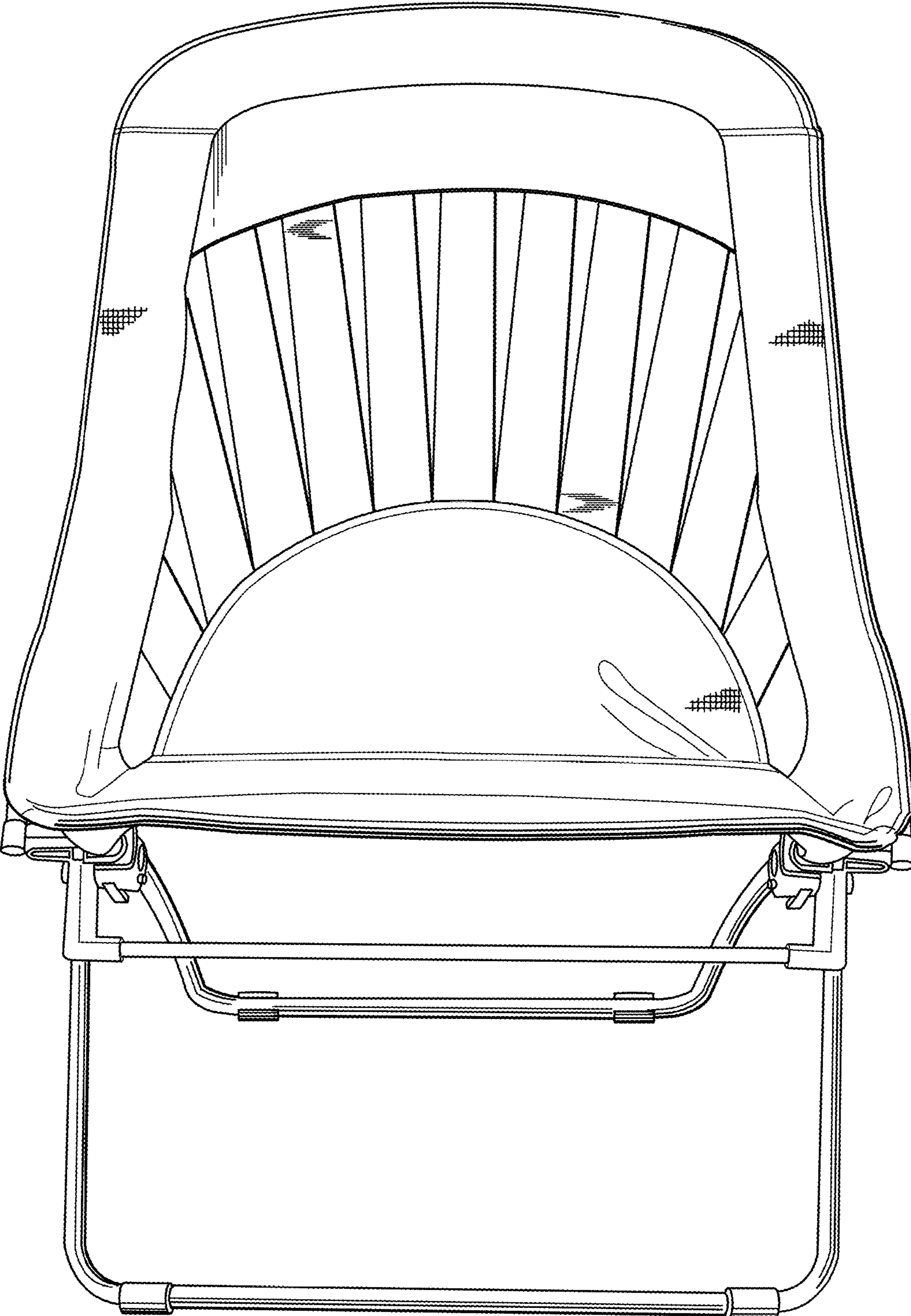


Fig. 2

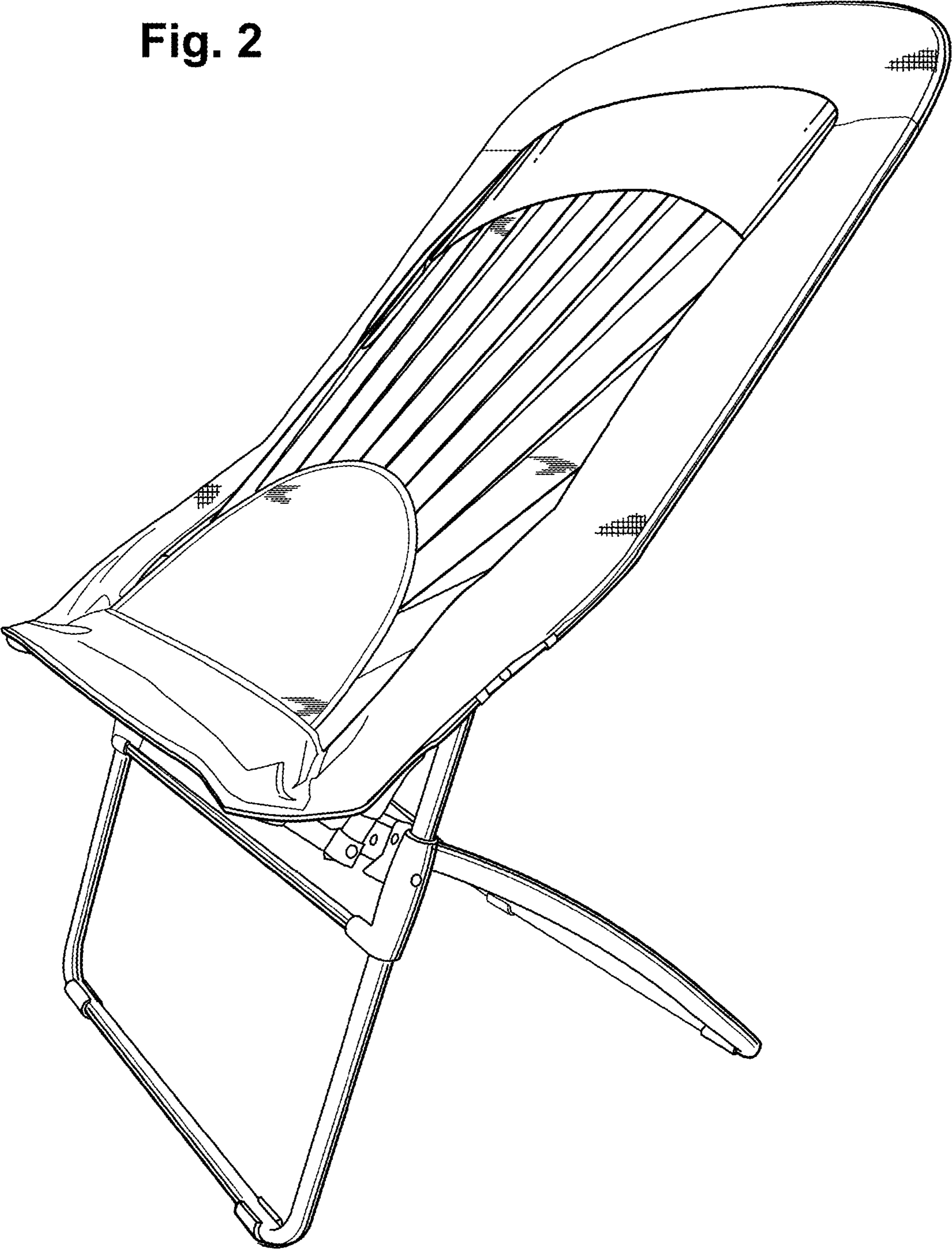


Fig. 3

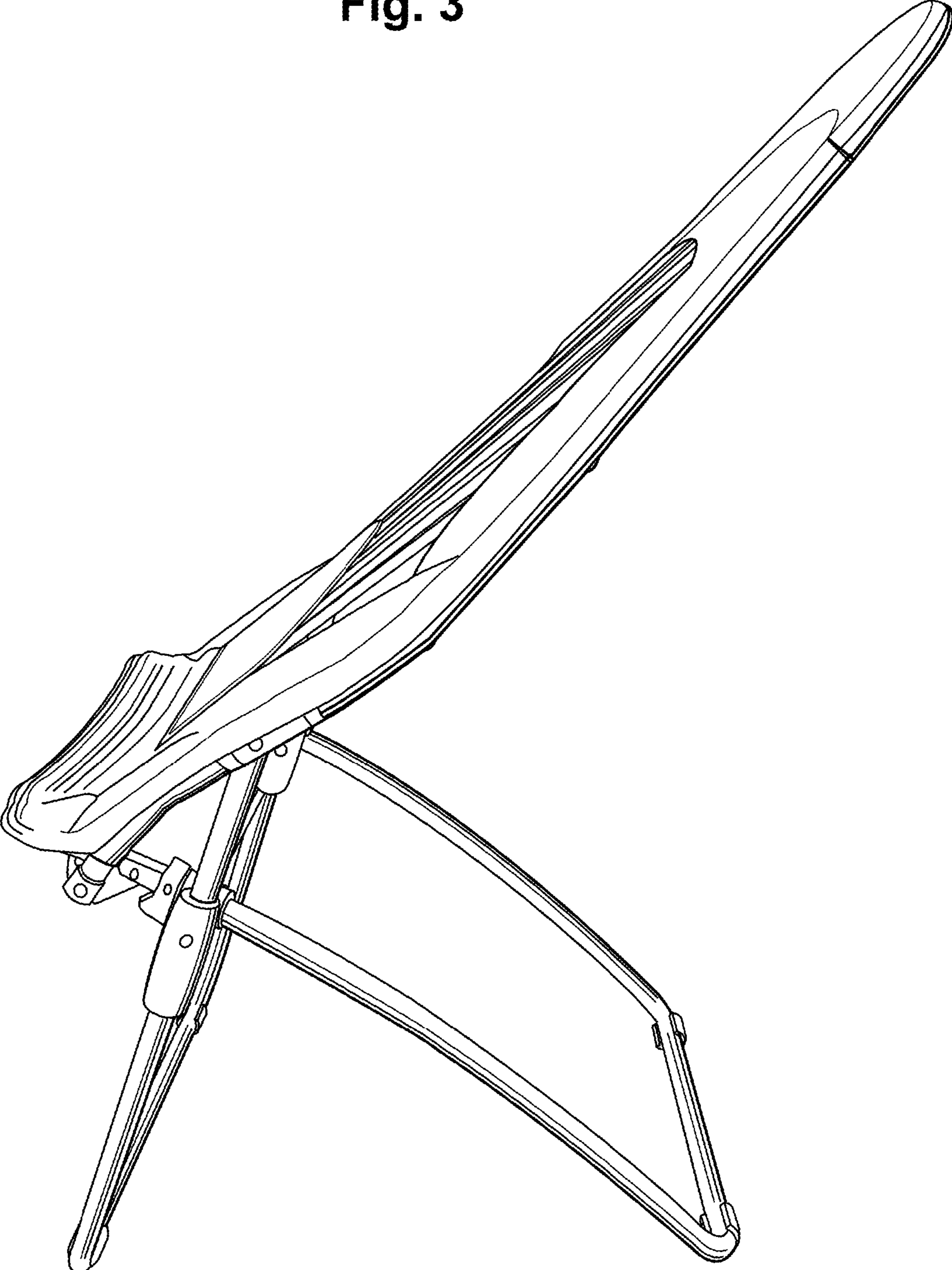


Fig. 4

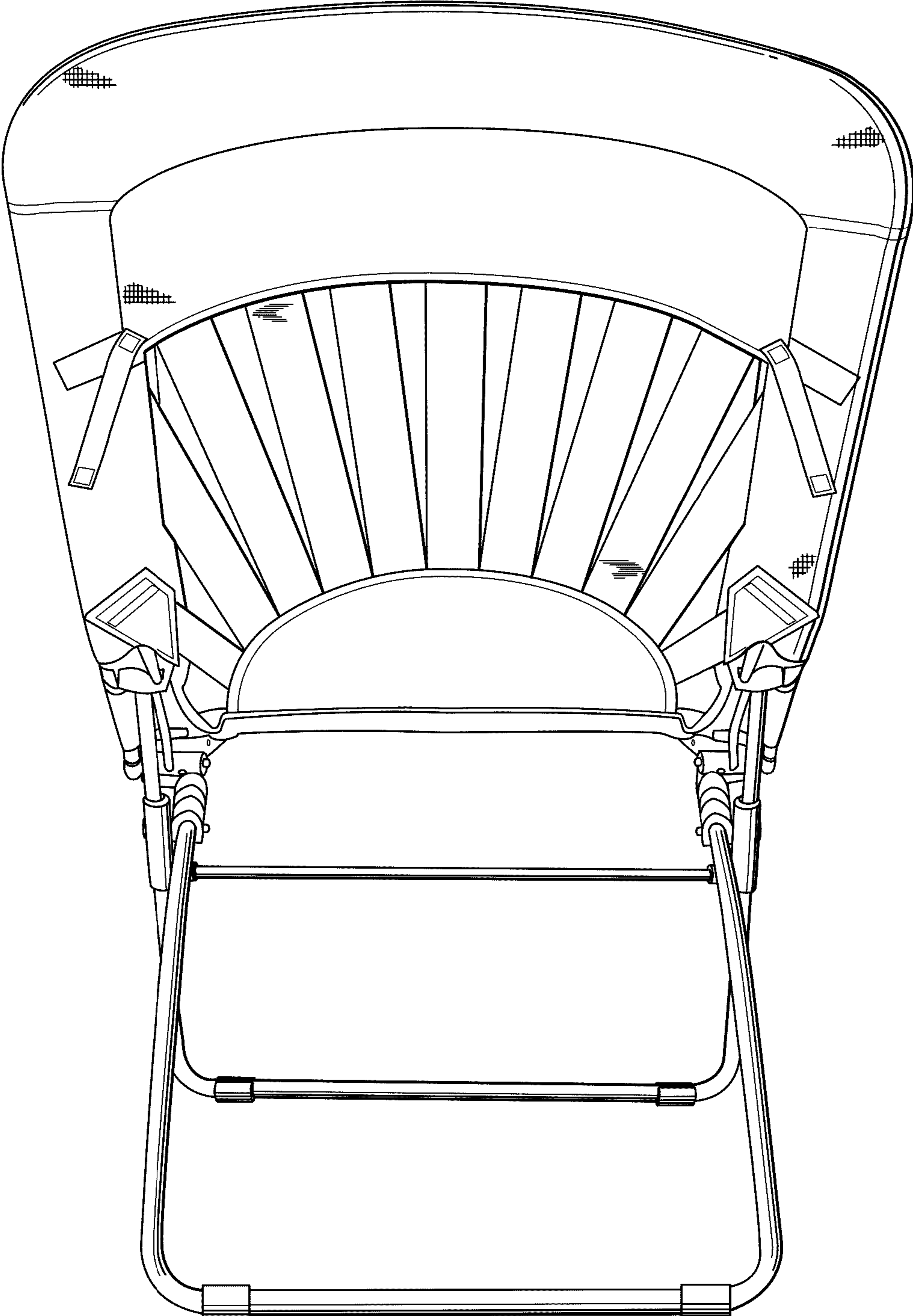


Fig. 5

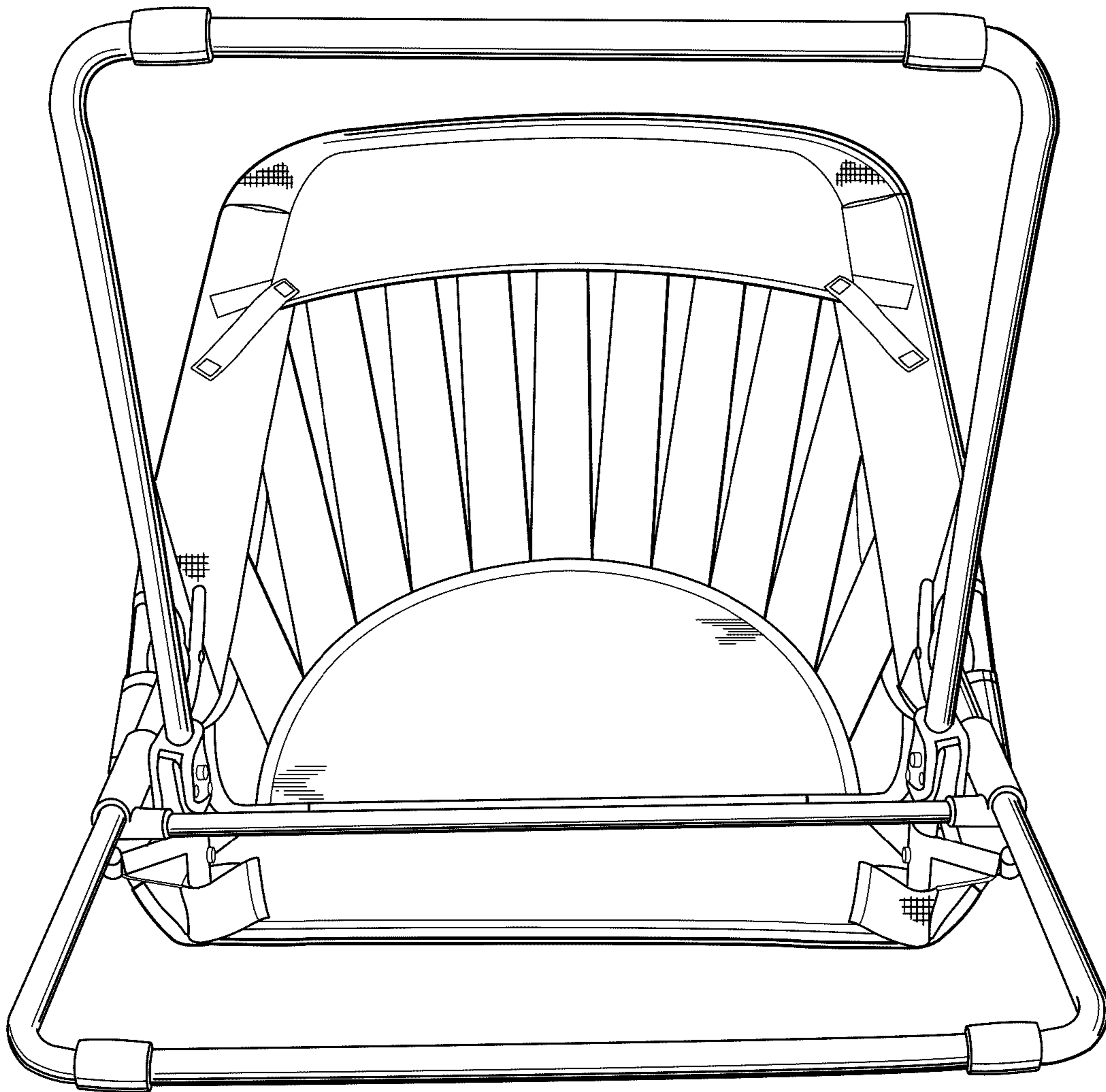


Fig. 6

