



US00D769005S

(12) **United States Design Patent**  
**Kay**

(10) **Patent No.:** **US D769,005 S**

(45) **Date of Patent:** **\*\* Oct. 18, 2016**

(54) **HANGER**

(71) Applicant: **Finisterre UK Limited**, Cornwall (GB)

(72) Inventor: **Thomas Crichtun Kay**, Cornwall (GB)

(\*\*) Term: **15 Years**

(21) Appl. No.: **29/544,967**

(22) Filed: **Nov. 9, 2015**

(51) **LOC (10) Cl.** ..... **06-08**

(52) **U.S. Cl.**  
USPC ..... **D6/323; D6/319**

(58) **Field of Classification Search**  
USPC ..... D6/315–328; 223/85–98; 211/10, 13.1,  
211/85.2, 87.01, 113  
CPC .. A47G 25/28; A47G 25/487; A47G 25/485;  
A47G 25/473; A47G 25/66; A47G 25/36;  
A47G 25/48; A47G 25/50; A47G 25/34;  
A47G 25/445; A47G 2025/1492; A47F  
5/0006; A47F 7/19  
See application file for complete search history.

1,674,043 A \* 6/1928 Hoffman ..... A47G 25/20  
223/91

2,121,715 A \* 6/1938 Saenger ..... A47G 25/483  
223/96

2,250,245 A \* 7/1941 Angove ..... A47G 25/325  
223/88

2,648,471 A \* 8/1953 Helwig ..... A47G 25/483  
223/96

D297,285 S \* 8/1988 Larsson ..... D32/64

5,083,690 A \* 1/1992 Winkas ..... A47G 25/32  
223/85

D407,226 S \* 3/1999 Cardenas ..... D6/328

D424,310 S \* 5/2000 Yip ..... D6/317

D437,494 S \* 2/2001 Grisdale ..... D6/319

D647,327 S \* 10/2011 Levin ..... D6/323

D647,328 S \* 10/2011 Levin ..... D6/323

\* cited by examiner

*Primary Examiner* — Derrick Holland  
*Assistant Examiner* — Lauren Calve  
(74) *Attorney, Agent, or Firm* — Mitchell Law PLLC;  
Matthew W. Mitchell

(57) **CLAIM**  
The ornamental design for a hanger, as shown and described.

(56) **References Cited**

U.S. PATENT DOCUMENTS

456,137 A \* 7/1891 Clary ..... F16B 45/02  
24/599.9

688,006 A \* 12/1901 Rickman ..... F16B 45/02  
24/599.5

977,716 A \* 12/1910 Dovo ..... F16B 45/02  
24/599.9

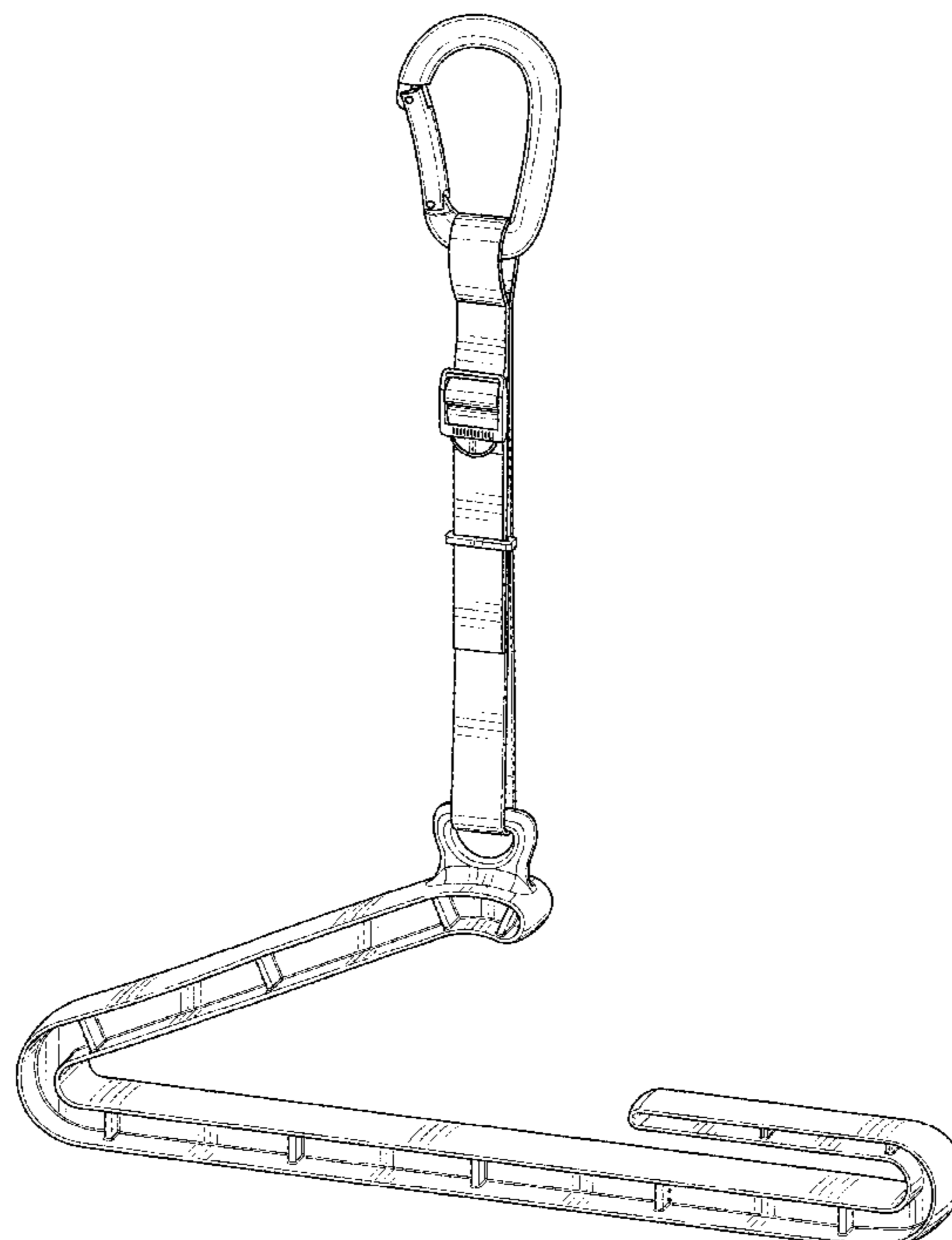
1,011,463 A \* 12/1911 Martin ..... A47G 25/486  
211/96

1,563,660 A \* 12/1925 Rubin ..... A47G 25/486  
211/4

**DESCRIPTION**

FIG. 1 is a front perspective view of a hanger of the present invention;  
FIG. 2 is a front view of the hanger of FIG. 1;  
FIG. 3 is a back view of the hanger of FIG. 1;  
FIG. 4 is a left side view of the hanger of FIG. 1;  
FIG. 5 is a right side view of the hanger of FIG. 1;  
FIG. 6 is a top plan view of the hanger of FIG. 1; and  
FIG. 7 is a bottom plan view of the hanger of FIG. 1.

**1 Claim, 5 Drawing Sheets**



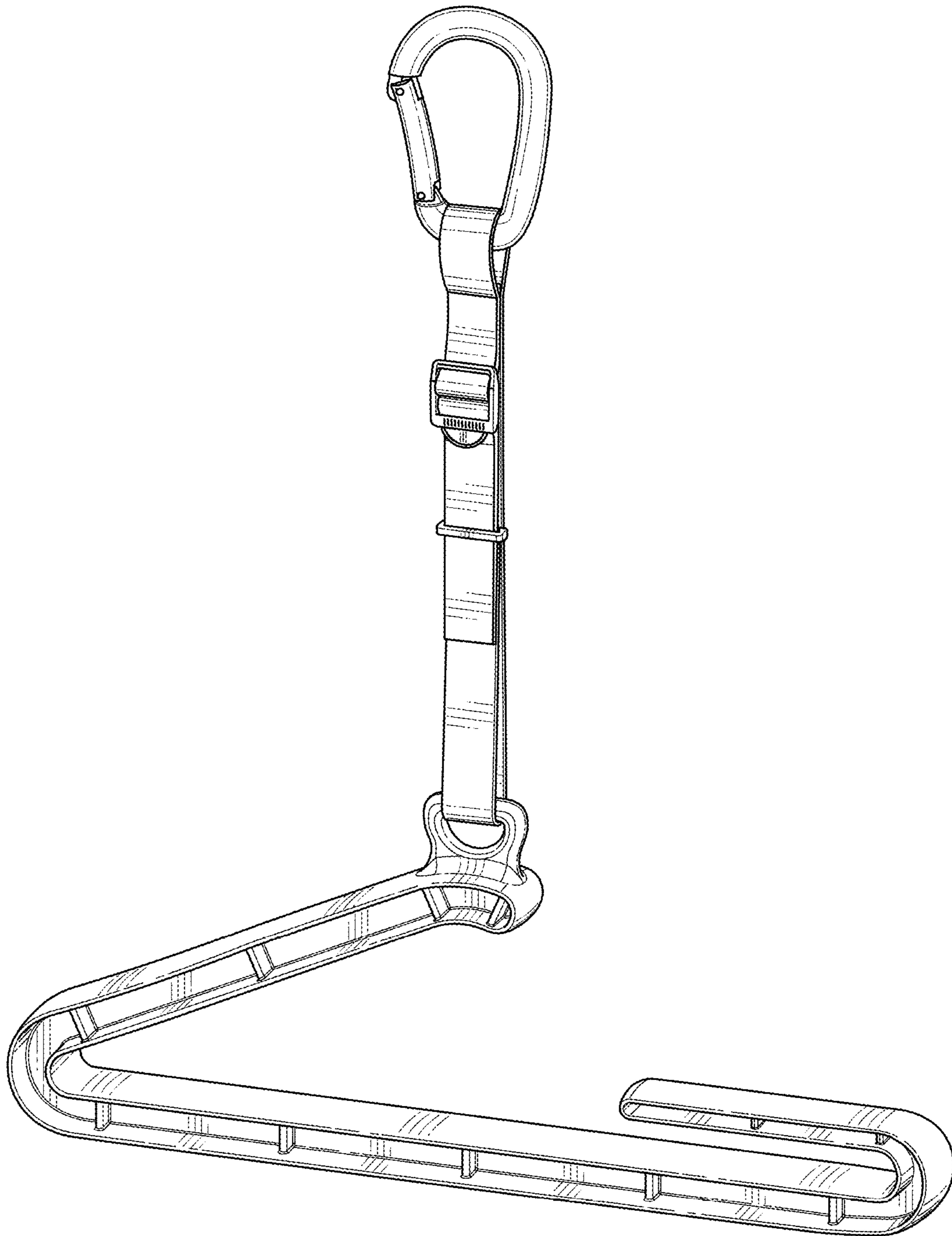


FIG. 1

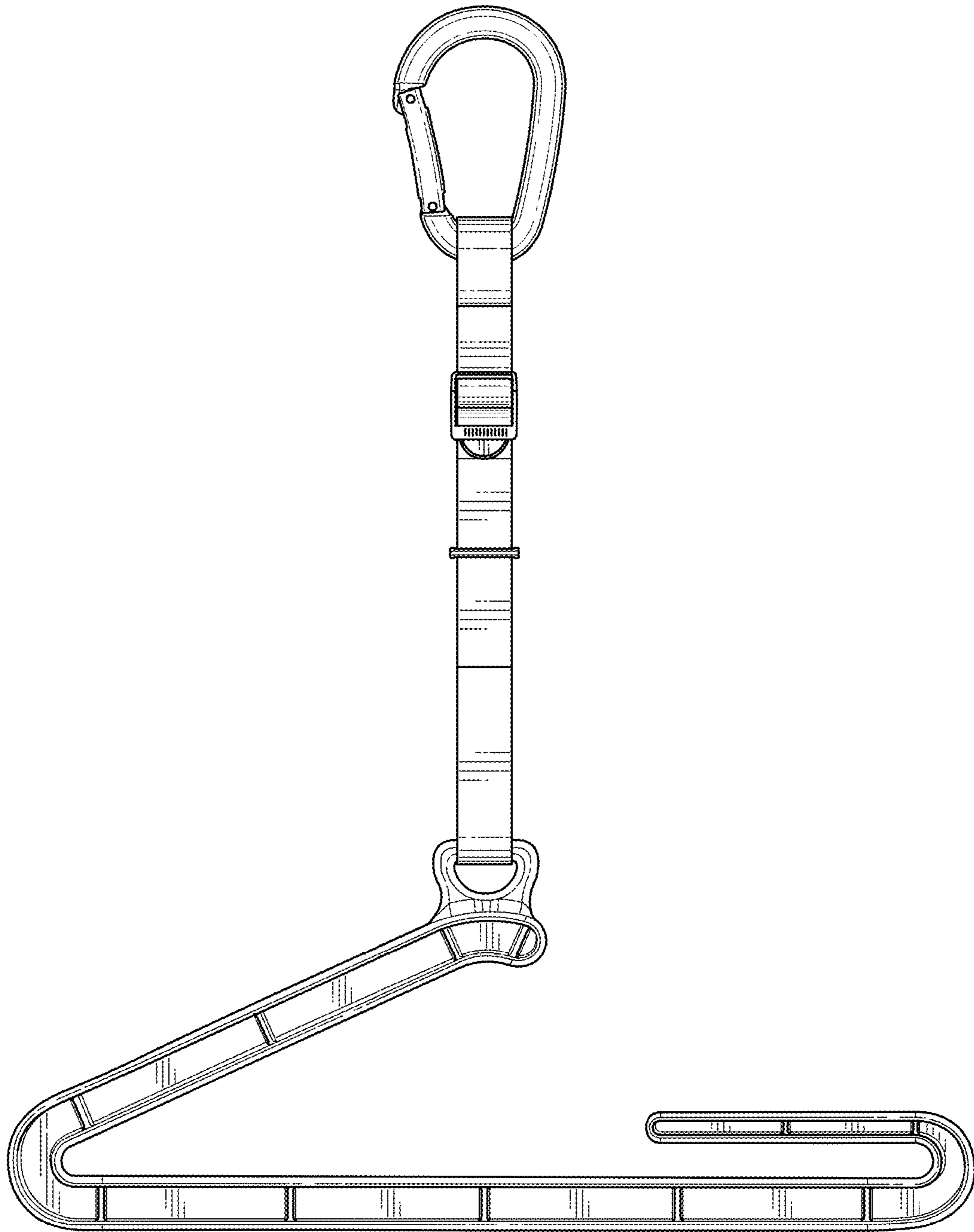


FIG. 2

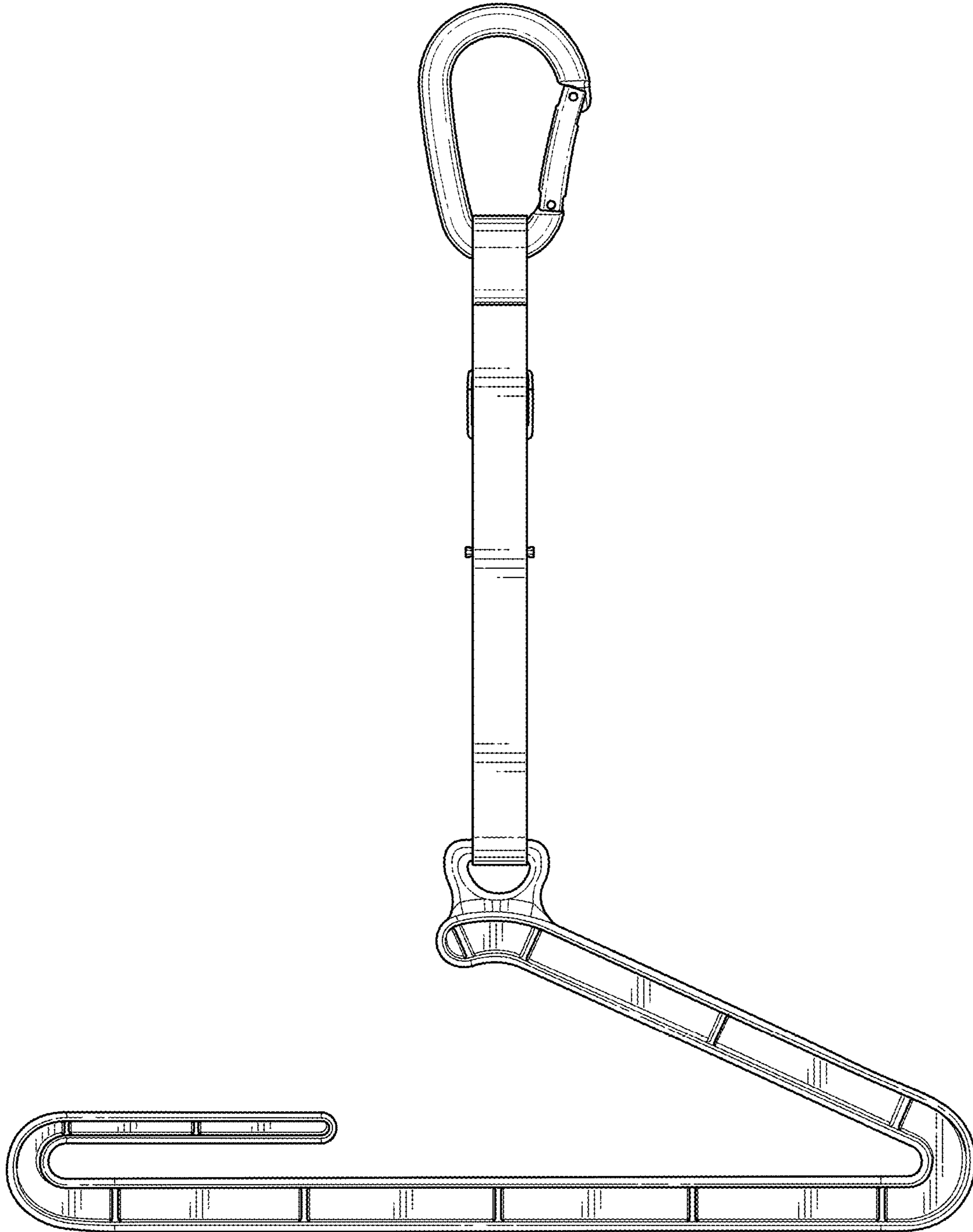


FIG. 3

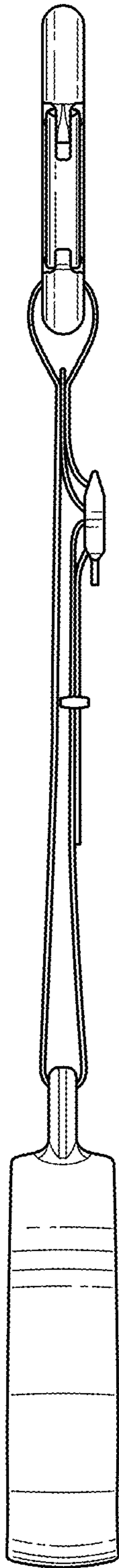


FIG. 4

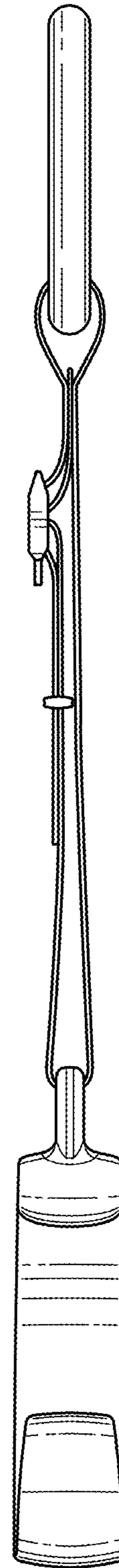


FIG. 5

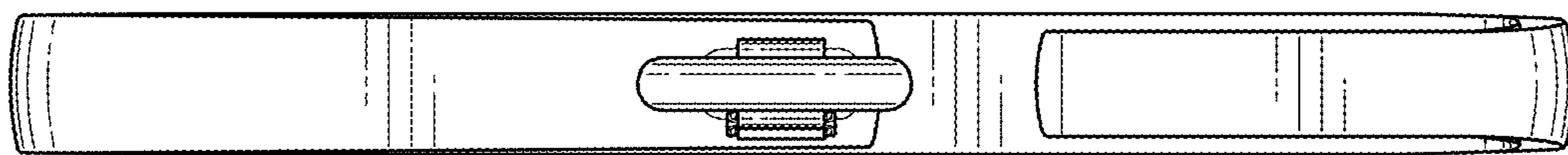


FIG. 6



FIG. 7