



US00D769001S

(12) **United States Design Patent** (10) **Patent No.:** **US D769,001 S**
Bichlmeier et al. (45) **Date of Patent:** **** Oct. 18, 2016**

(54) **SHEET DOCUMENT WITH SECURITY ELEMENT**

(71) Applicant: **Giesecke & Devrient GmbH**, Munich (DE)

(72) Inventors: **Stefan Bichlmeier**, Riemerling (DE);
Christian Fuhse, Otterfing (DE);
Kathrin Hovestadt, Neuried (DE);
Andreas Rauch, Ohlstadt (DE); **Doris Walter**, Munich (DE)

(73) Assignee: **GIESECKE & DEVRIENT GMBH**, Munich (DE)

(**) Term: **14 Years**

(21) Appl. No.: **29/503,948**

(22) Filed: **Sep. 30, 2014**

(30) **Foreign Application Priority Data**

Mar. 31, 2014 (EP) 002436428

(51) **LOC (10) Cl.** **05-06**

(52) **U.S. Cl.**
USPC **D5/7**

(58) **Field of Classification Search**

USPC D5/1, 2, 4, 7, 9, 18, 27, 28, 32, 43, 44,
D5/47, 49, 50, 53, 56, 59-62, 64, 65, 99;
D6/582, 583, 587, 588, 591, 595, 596,
D6/602, 608, 612, 617; D19/1, 5, 8;
D25/138, 147, 150, 151; D2/500, 741;
2/207; 15/208; 28/143, 150, 160, 163;
112/401, 416, 439; 428/6, 15, 32, 66.5,
428/85, 91, 151-153, 187, 190, 542.2,
428/542.6; 442/305, 408
CPC B32B 3/266; B32B 5/024; B44F 1/00;
B44F 1/02; B44F 1/08; B44F 1/10; B44F
5/00; B44F 7/00; B44F 9/00; B44F 9/04;
B44F 9/12; B44F 11/00; B44F 11/02; B44F
11/06; D03D 1/00; D04H 1/00; D10B
2503/02; D10B 2503/04; D10B 2501/042;
D21H 27/02

See application file for complete search history.

(56) **References Cited**

U.S. PATENT DOCUMENTS

D20,829 S * 6/1891 Griffin D5/47
D21,069 S * 9/1891 Meyer et al. D5/4

(Continued)

Primary Examiner — Karen S Acker

Assistant Examiner — Wendy Arminio

(74) *Attorney, Agent, or Firm* — Workman Nydegger


(57) **CLAIM**

The ornamental design for a sheet document with security element, as shown and described.

DESCRIPTION

FIG. 1 is a top view of a first embodiment of a sheet document with security element;
FIG. 2 is an enlarged detail view of area 2 circumscribed within FIG. 1;
FIG. 3 is a top view of a second embodiment of a sheet document with security element;
FIG. 4 is an enlarged detail view of area 4 circumscribed within FIG. 3;
FIG. 5 is a top view of a third embodiment of a sheet document with security element;
FIG. 6 is an enlarged detail view of area 6 circumscribed within FIG. 5;
FIG. 7 is a top view of a fourth embodiment of a sheet document with security element;
FIG. 8 is an enlarged detail view of area 8 circumscribed within FIG. 7;
FIG. 9 is a top view of a fifth embodiment of a sheet document with security element; and,
FIG. 10 is an enlarged detail view of area 10 circumscribed within FIG. 9.
The dot-dash-dot broken lines in the figures depict the boundaries of the enlarged detail views of the claimed design and form no part thereof.

1 Claim, 10 Drawing Sheets






FIG. 1




FIG. 2




FIG. 3




FIG. 4




FIG. 5




FIG. 6




FIG. 7




FIG. 8




FIG. 9




FIG. 10