



US00D768993S

(12) **United States Design Patent**  
**Eakin**

(10) **Patent No.:** **US D768,993 S**

(45) **Date of Patent:** **\*\* Oct. 18, 2016**

(54) **STRAP FOR MUSICAL INSTRUMENT**

D673,772 S \* 1/2013 Munson ..... D3/246  
2010/0032463 A1 2/2010 Komura

(71) Applicant: **Mechlin Reeds, LLC**, St. Louis, MO  
(US)

(72) Inventor: **Katrina Eakin**, St. Louis, MO (US)

(73) Assignee: **Mechlin Reeds, LLC**, St. Louis, MO  
(US)

(\*\*) Term: **15 Years**

(21) Appl. No.: **29/534,045**

(22) Filed: **Jul. 24, 2015**

(51) **LOC (10) Cl.** ..... **03-01**

(52) **U.S. Cl.**  
USPC ..... **D3/327**

(58) **Field of Classification Search**  
USPC ..... D3/327, 318  
CPC ..... A45F 3/14; A45F 3/04; G10D 3/00;  
G10D 7/08

See application file for complete search history.

(56) **References Cited**

**U.S. PATENT DOCUMENTS**

4,802,613	A	2/1989	Tierney	
5,215,239	A	6/1993	Walters, Jr.	
5,753,839	A	5/1998	McFarlin	
5,873,503	A	2/1999	Atherton et al.	
D535,820	S *	1/2007	Kamiya	D3/246
7,282,631	B2	10/2007	Chou	
D572,472	S *	7/2008	Saconay-Duhart	D3/246
7,709,714	B2	5/2010	Harbaugh et al.	
D623,860	S *	9/2010	Kope	D3/327
7,891,495	B2 *	2/2011	Nobles	A45C 13/00 206/320

**OTHER PUBLICATIONS**

Music & Schools, Suspenders Saxophone Bandoleers product sheet,  
<http://musicandschools.com/en/wind-accessories/668-sangle-des-bretelles-saxo-alto-et-tenor-8435040706681.html>, accessed Nov. 19, 2014, 2 pages.

\* cited by examiner

*Primary Examiner* — Holly Baynham

(74) *Attorney, Agent, or Firm* — Senniger Powers LLP

(57) **CLAIM**

The ornamental design for a strap for musical instrument, as shown and described.

**DESCRIPTION**

FIG. 1 is a perspective of a strap for use by a person to support a musical instrument, the person and musical instrument being shown in phantom;  
FIG. 2 is another perspective thereof;  
FIG. 3 is a top plan view thereof;  
FIG. 4 is a bottom plan view thereof;  
FIG. 5 is a left side elevational view thereof;  
FIG. 6 is a right side elevational view thereof;  
FIG. 7 is a front elevational view thereof; and,  
FIG. 8 is a rear elevational view thereof.  
The broken lines showing stitching are for the purposes of illustrating environment and form no part of the claimed design.

**1 Claim, 6 Drawing Sheets**

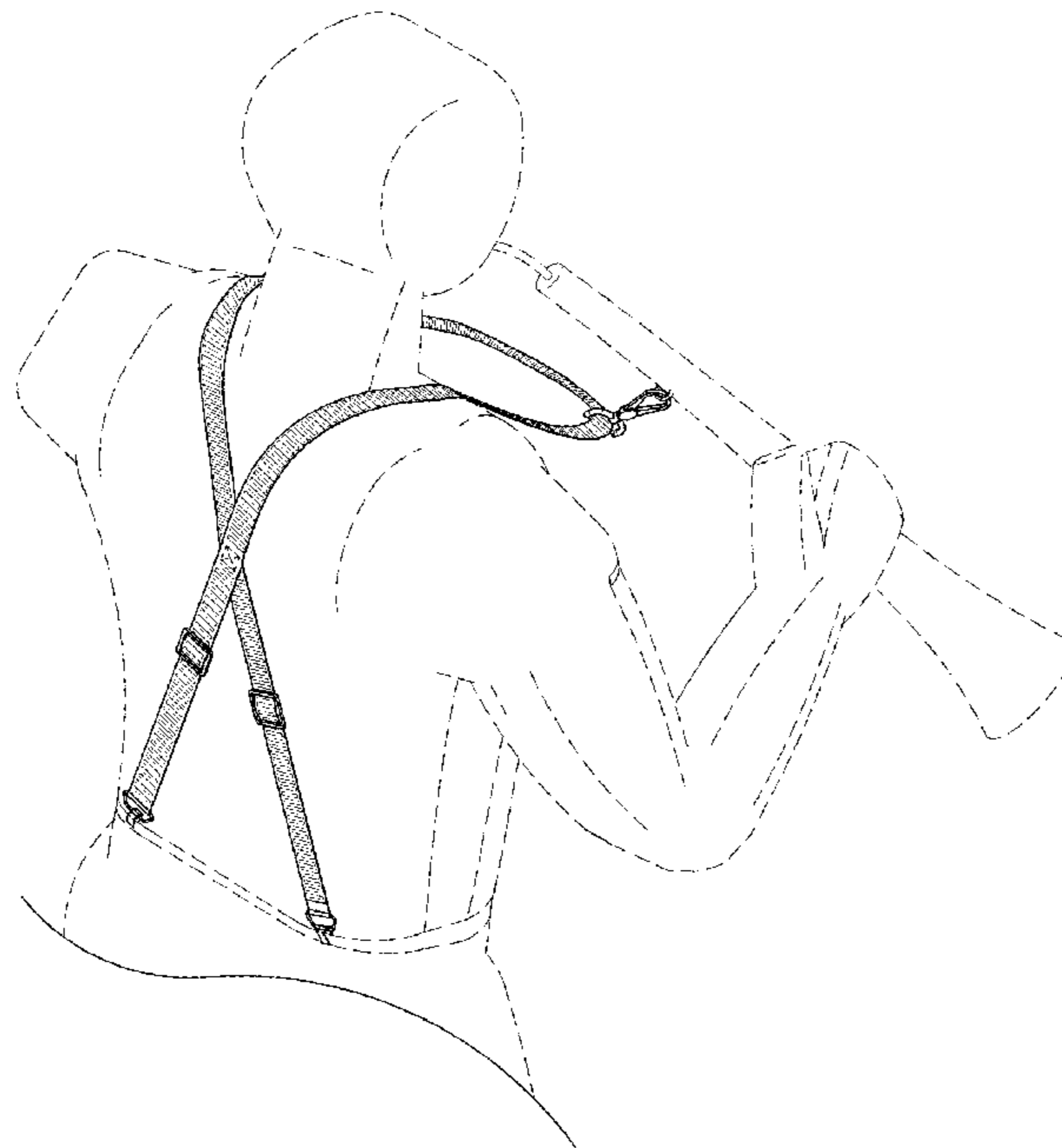


FIG. 1

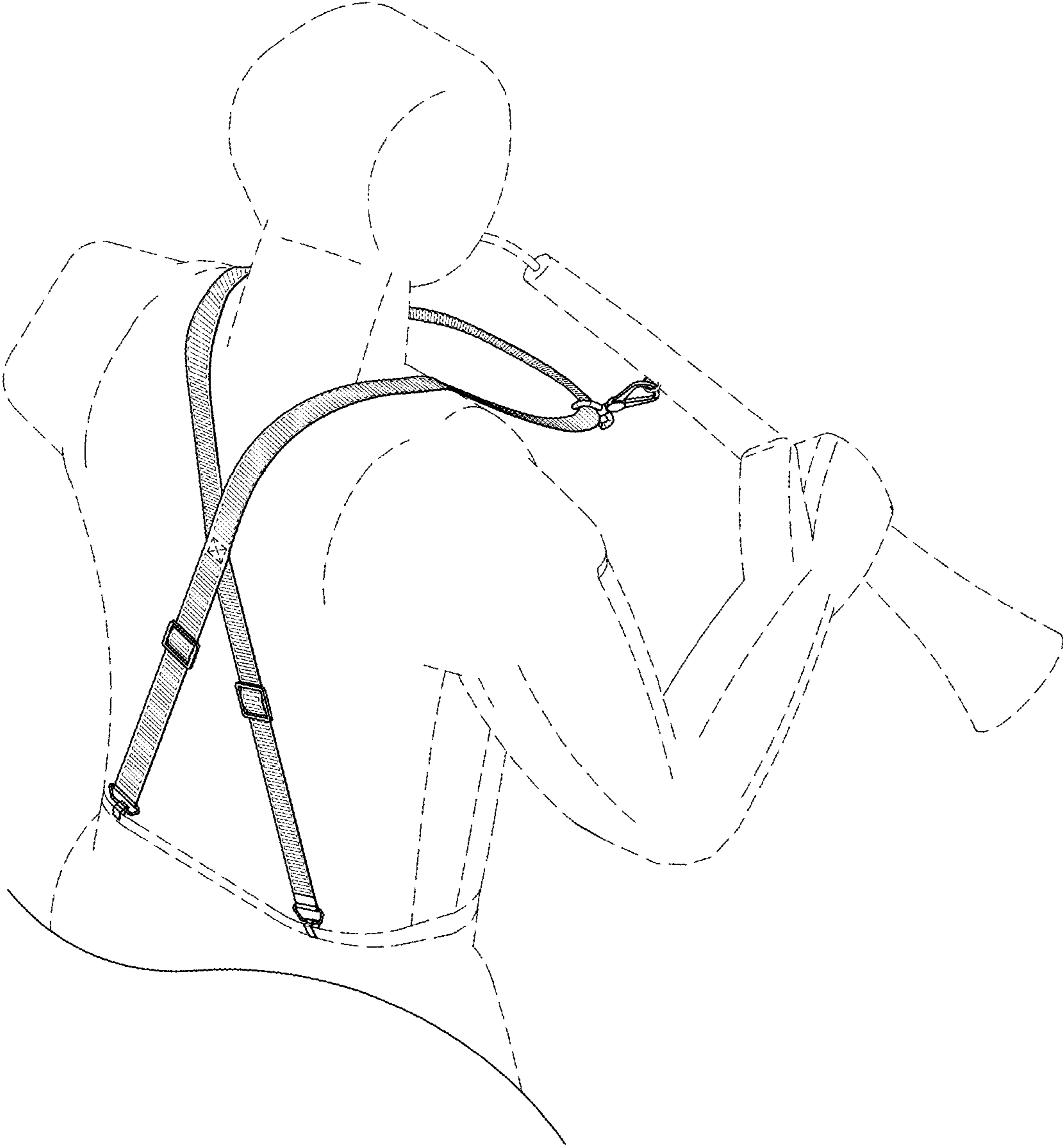


FIG. 2

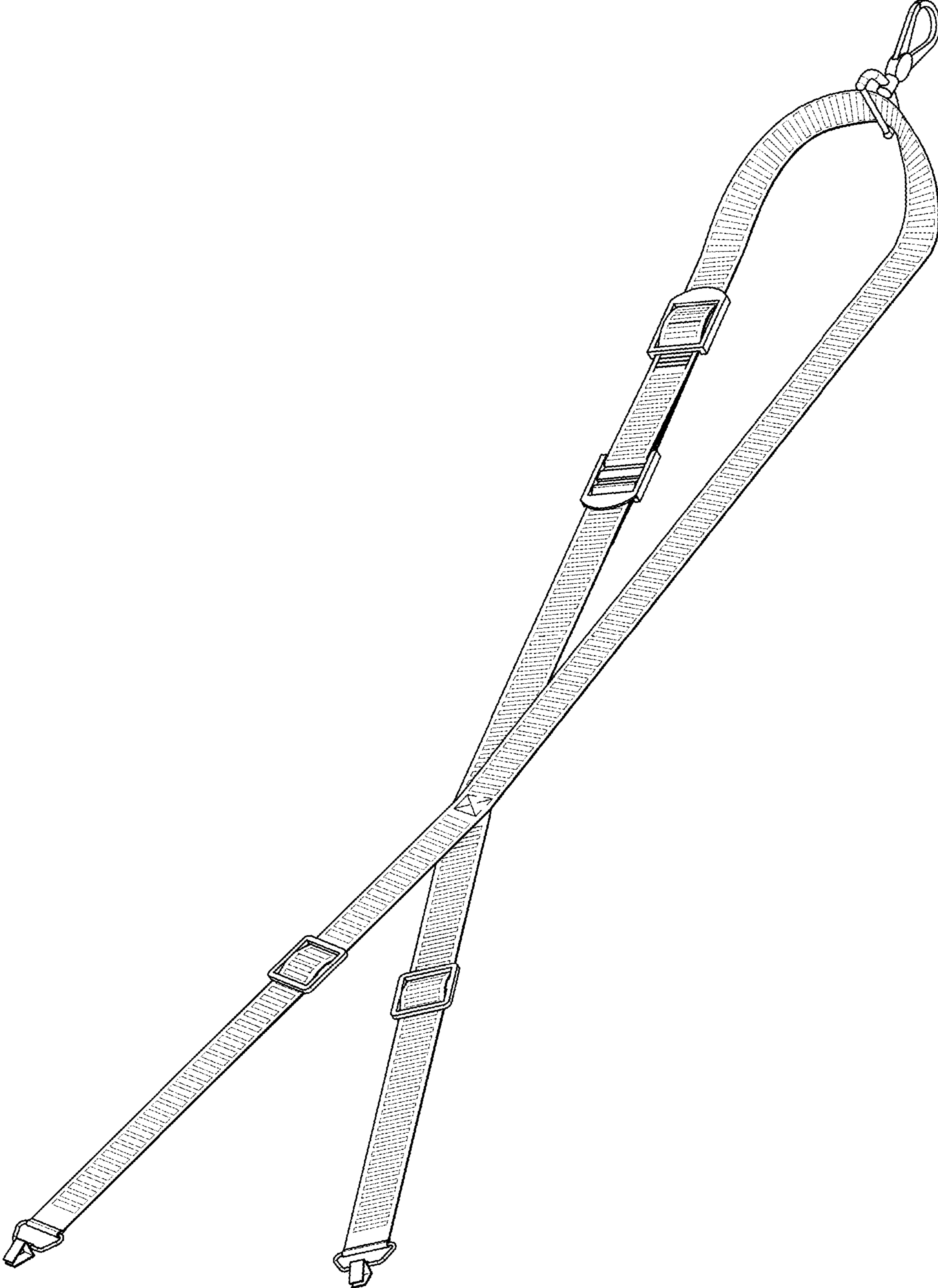


FIG. 3

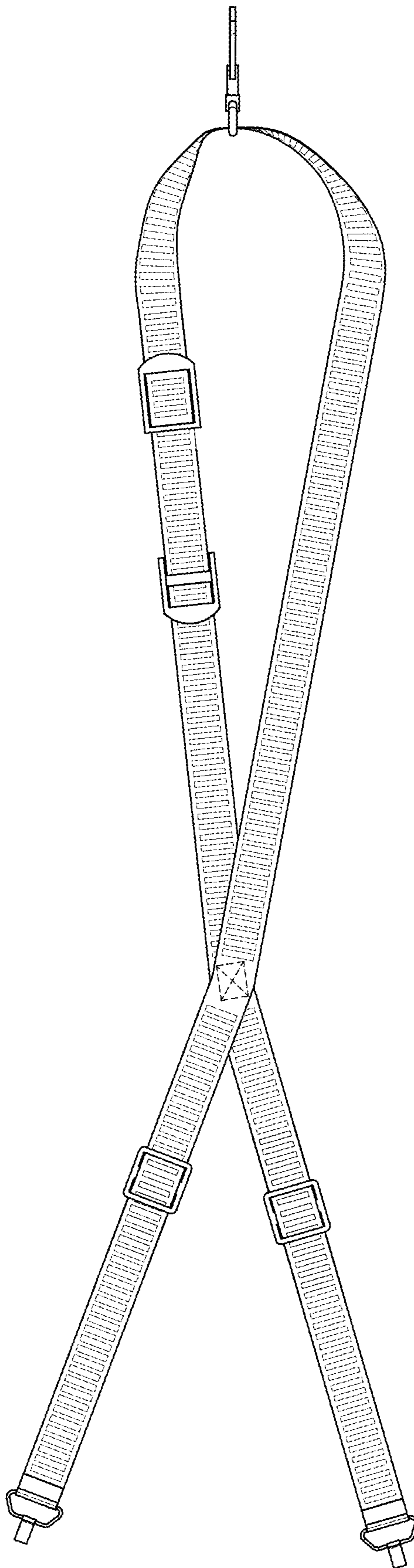


FIG. 4

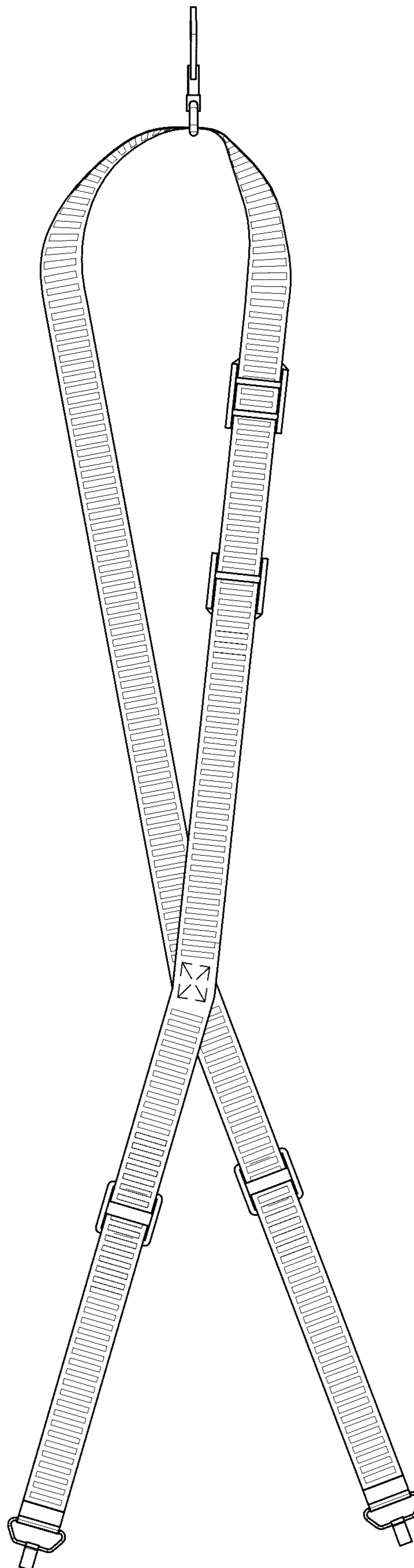


FIG. 5

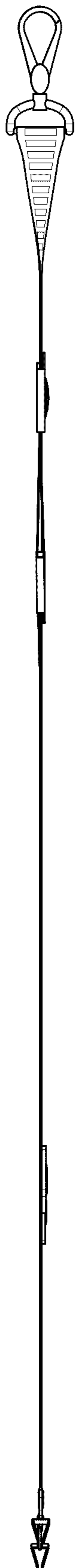


FIG. 6




FIG. 7

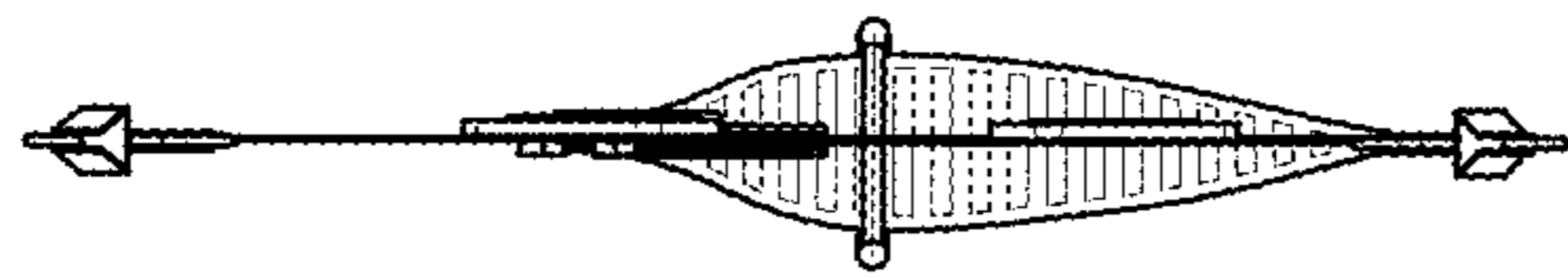


FIG. 8

