



US00D768972S

(12) **United States Design Patent**
Gadson

(10) **Patent No.:** **US D768,972 S**

(45) **Date of Patent:** **** Oct. 18, 2016**

(54) **SHOE SUPPORT**

(71) Applicant: **Bernice J. Gadson**, Bluffton, SC (US)

(72) Inventor: **Bernice J. Gadson**, Bluffton, SC (US)

(**) Term: **15 Years**

(21) Appl. No.: **29/505,315**

(22) Filed: **Sep. 14, 2015**

(51) **LOC (10) Cl.** **02-04**

(52) **U.S. Cl.**

USPC **D2/964**; D2/946

(58) **Field of Classification Search**

USPC D2/896, 927, 946, 947, 949, 950, 964,
D2/965, 968, 976

CPC A43B 13/28; A43B 13/30; A43B 13/32;
A43B 13/37; A43B 21/00; A43B 21/02;
A43B 21/025; A43B 21/03; A43B 21/04;
A43B 21/06; A43B 21/08; A43B 21/18;
A43B 21/20; A43B 21/24; A43B 21/26;
A43B 21/265; A43B 21/28; A43B 21/32;
A43B 21/36; A43B 21/38; A43B 21/42;
A43B 21/52; A43B 21/54

See application file for complete search history.

(56) **References Cited**

U.S. PATENT DOCUMENTS

D109,428 S *	4/1938	Schwartz	D2/965
D116,939 S *	10/1939	Stafford	D2/965
D119,486 S *	3/1940	Coen	D2/965
D121,670 S *	7/1940	Cocozella	D2/965
D161,102 S *	12/1950	Grasberger	D2/965
D171,476 S	2/1954	Alberts		
D201,863 S *	8/1965	Goldberg	36/34 R

4,245,407 A *	1/1981	Mazabras	A43B 23/227 36/11.5
D318,560 S	7/1991	Fitzpatrick et al.		
5,044,097 A	9/1991	Young		
D346,060 S	4/1994	Martinez		
D495,481 S *	9/2004	Cohen	D2/964
D519,268 S *	4/2006	Choi	D2/946
7,814,685 B1	10/2010	Tankson		
D631,647 S *	2/2011	Hipshman	D2/927
D633,288 S *	3/2011	Shin	D2/965
D675,813 S *	2/2013	Hayashi	D2/947
D718,520 S *	12/2014	Javits, Jr.	D2/965
D741,056 S *	10/2015	de Baere	D2/964
9,220,317 B2 *	12/2015	Green	A43B 13/04

* cited by examiner

Primary Examiner — Elizabeth J Oswecki

(74) *Attorney, Agent, or Firm* — Paul R. Martin

(57) **CLAIM**

The ornamental design for a shoe support, as shown and described.

DESCRIPTION

FIG. 1 is an exploded perspective view of a shoe support showing my new design, with a shoe shown in broken lines positioned above the support;

FIG. 2 is another perspective view thereof, with a shoe shown in broken lines in a used condition;

FIG. 3 is a right side elevational view thereof;

FIG. 4 is a left side elevational view thereof;

FIG. 5 is a bottom plan view thereof;

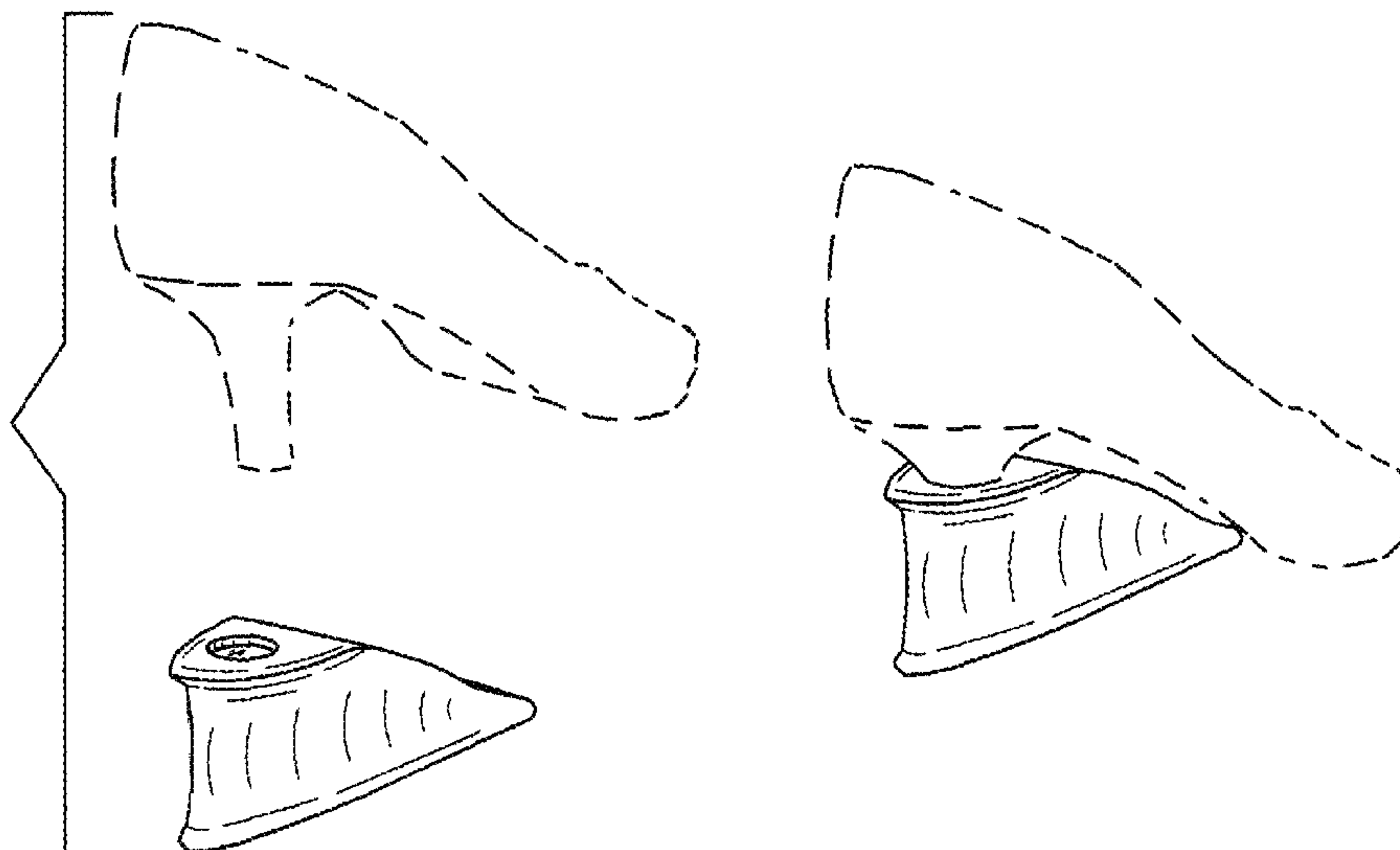
FIG. 6 is a top plan view thereof;

FIG. 7 is a back elevational view thereof; and,

FIG. 8 is a front elevational view thereof.

The shoe shown in broken lines in FIGS. 1 and 2 form no part of the claimed design.

1 Claim, 4 Drawing Sheets






FIG. 2

FIG. 1

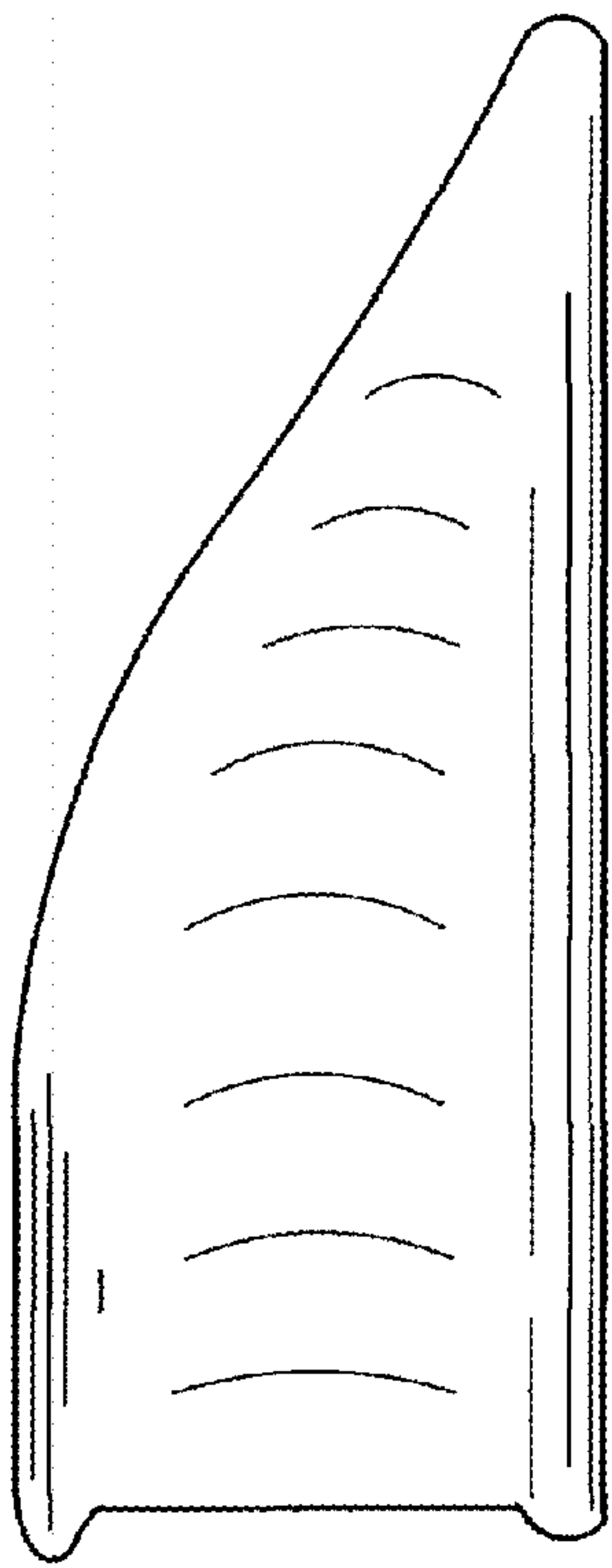


FIG. 3

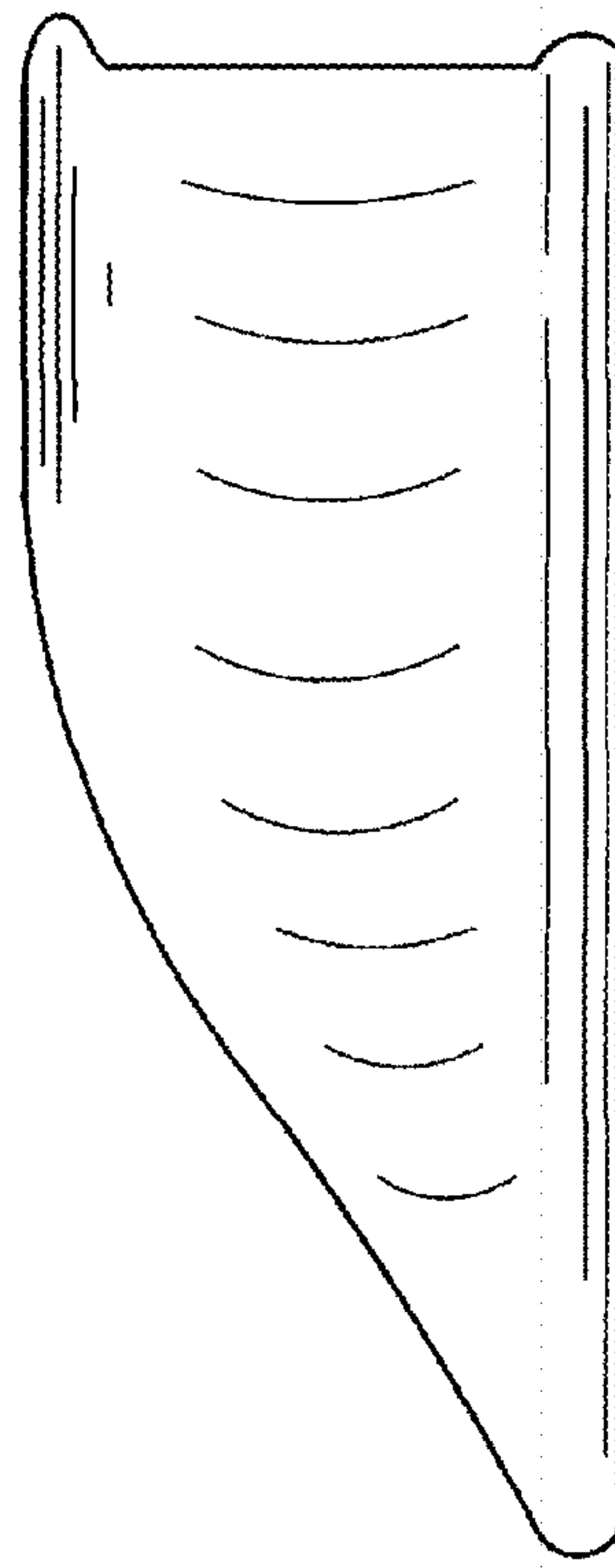


FIG. 4

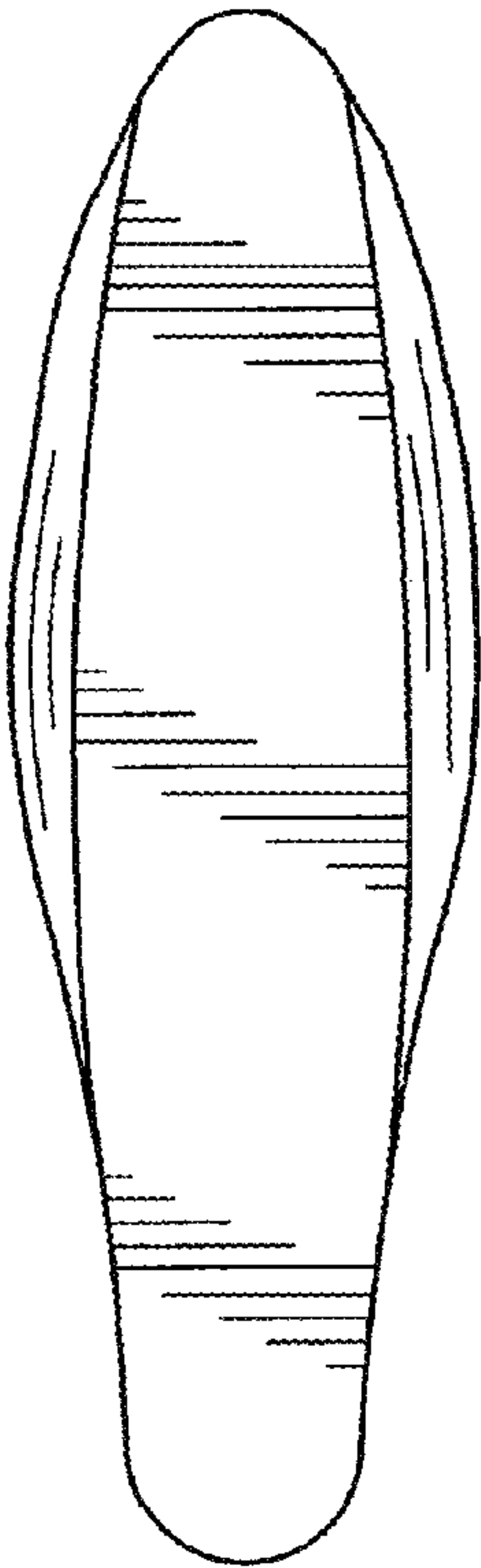


FIG. 5

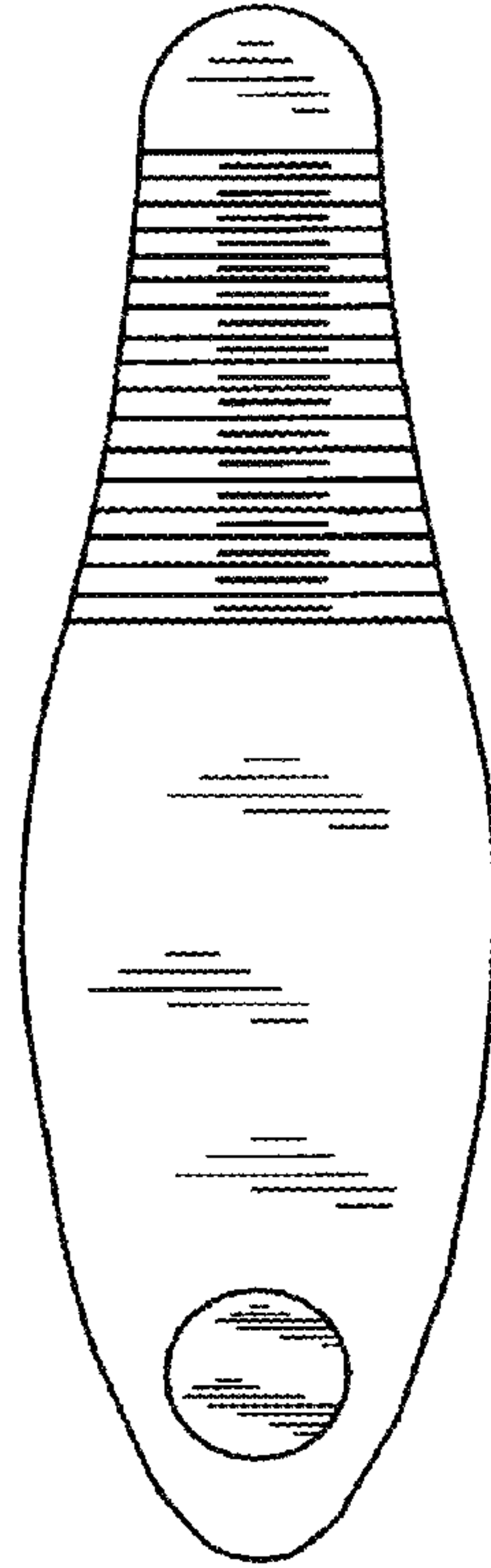


FIG. 6

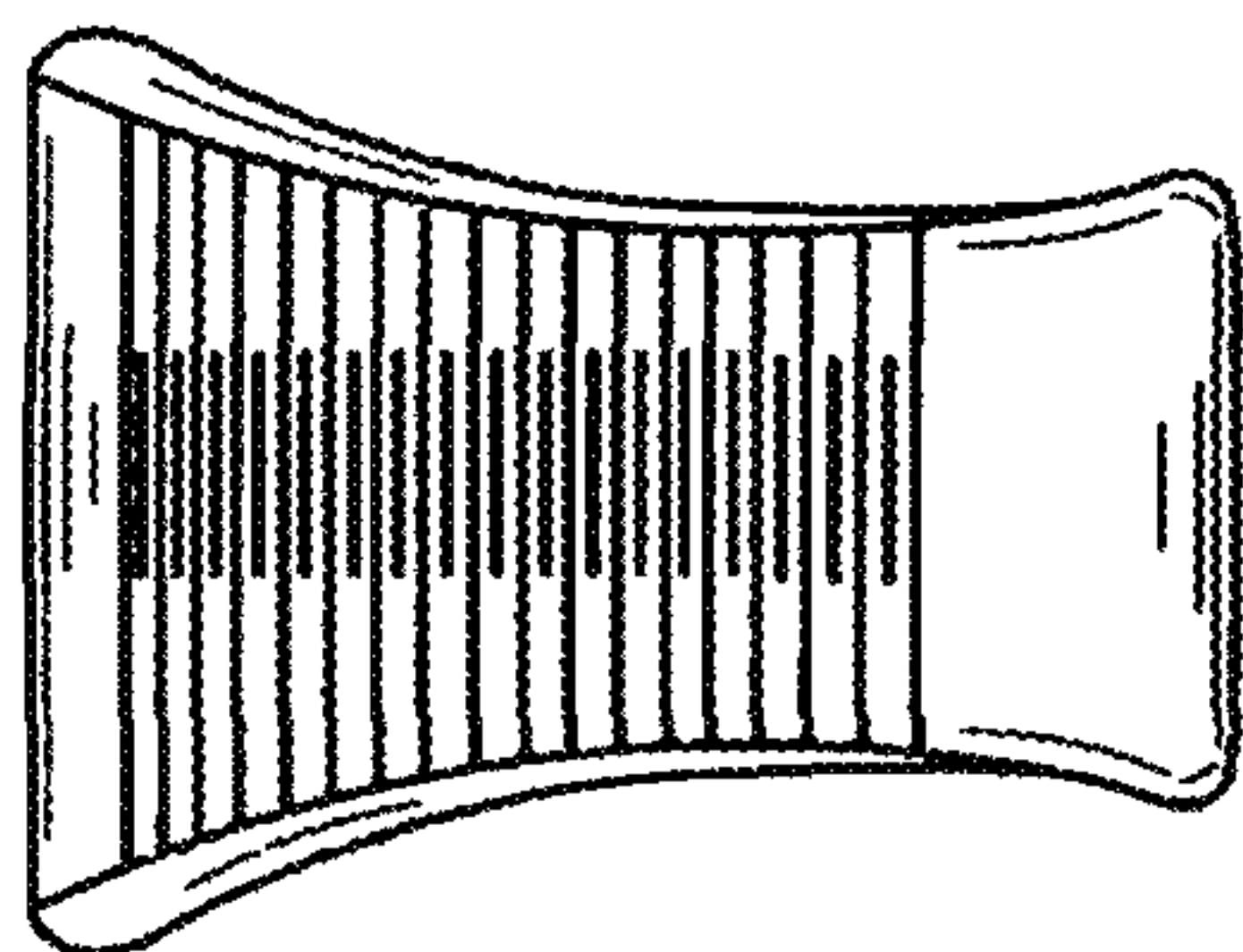


FIG. 8

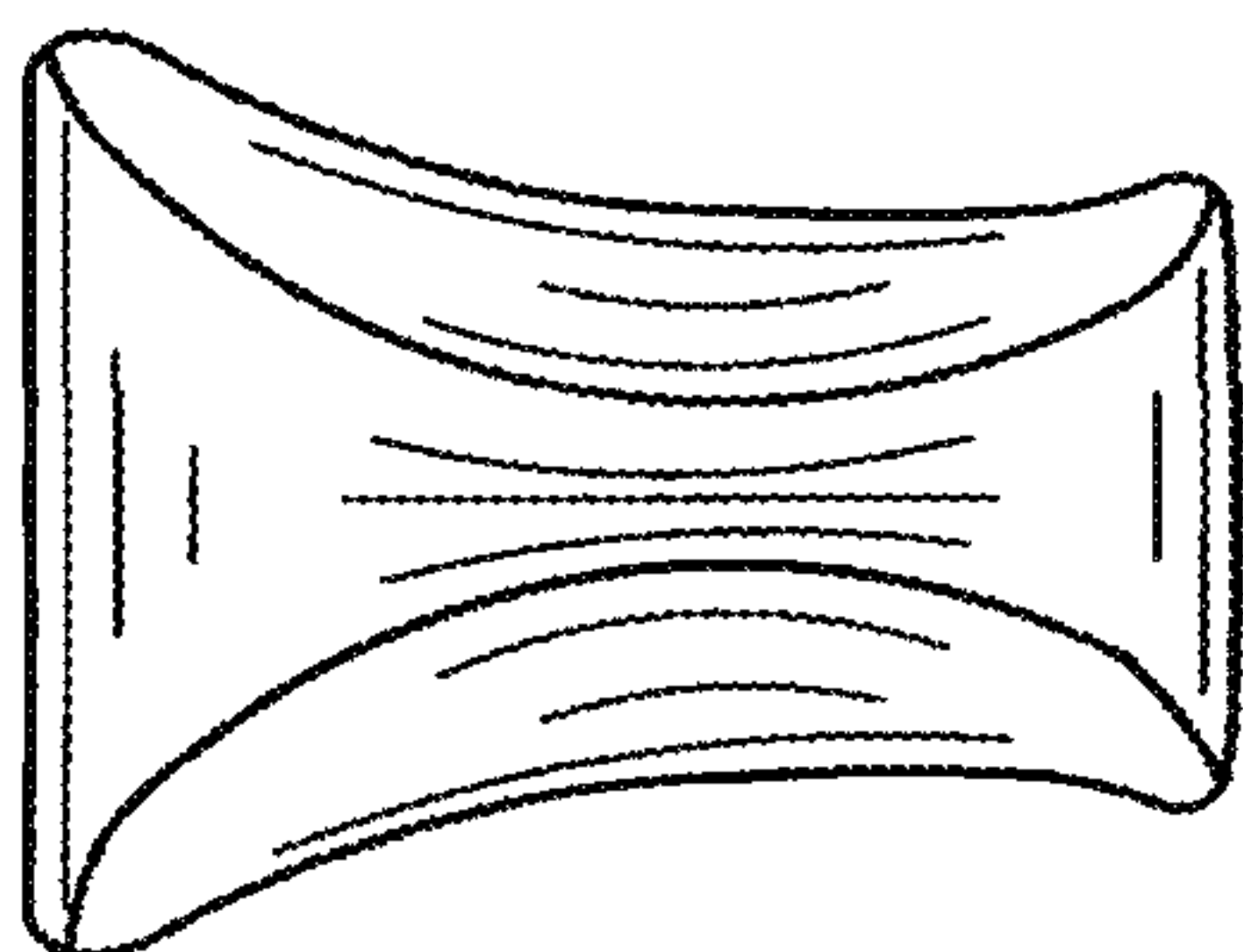


FIG. 7