



US00D768971S

(12) **United States Design Patent** (10) **Patent No.:** **US D768,971 S**
Bewza et al. (45) **Date of Patent:** **** Oct. 18, 2016**

(54) **ORTHOTIC INSOLE**

17/10; A43B 17/102; A43B 17/105; A43B 17/107; A43B 17/18; A43B 19/00

(71) Applicant: **Wiivv Wearables, Inc.**, Vancouver (CA)

See application file for complete search history.

(72) Inventors: **Enger Bewza**, Vancouver (CA); **Colin Lawson**, Vancouver (CA); **Louis-Victor Jadavji**, Vancouver (CA); **Shamil Hargovan**, Vancouver (CA)

(56) **References Cited**

U.S. PATENT DOCUMENTS

(73) Assignee: **WIIVV WEARABLES INC.**, Vancouver, BC (CA)

(**) Term: **15 Years**

(21) Appl. No.: **29/535,032**

(22) Filed: **Aug. 3, 2015**

1,144,291	A *	6/1915	Boyer	A43B 7/144
					33/5
1,236,427	A *	8/1917	Halley	A43B 7/142
					36/44
1,972,776	A *	9/1934	Hinder	A43B 7/141
					36/161
D594,640	S *	6/2009	McMillan	D2/961
D595,943	S *	7/2009	Cai	D2/961
D601,786	S *	10/2009	Avent	D2/961
D617,087	S *	6/2010	Avent	D2/961
D627,958	S *	11/2010	Cheskin	D2/961
D634,924	S *	3/2011	Cheskin	D2/961
D646,474	S *	10/2011	Avent	D2/961

(Continued)

(30) **Foreign Application Priority Data**

Feb. 5, 2015 (CA) 160824

Primary Examiner — Elizabeth J Oswecki

(51) **LOC (10) Cl.** **02-04**

(74) *Attorney, Agent, or Firm* — Schwabe Williamson & Wyatt

(52) **U.S. Cl.**
USPC **D2/961**

(57) **CLAIM**

The ornamental design for an orthotic insole, as shown and described.

(58) **Field of Classification Search**
USPC D2/896, 946, 947, 950, 951, 954, 955, D2/956, 961, 976, 948, 949, 953, 959, 960, D2/968

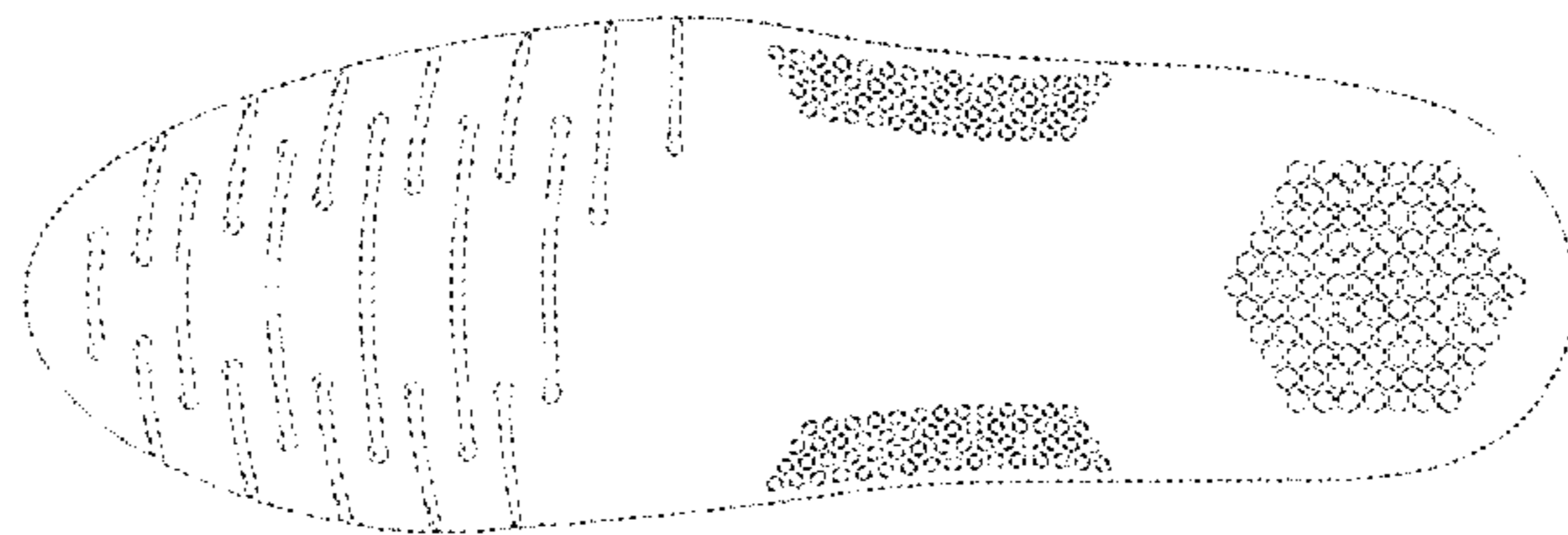
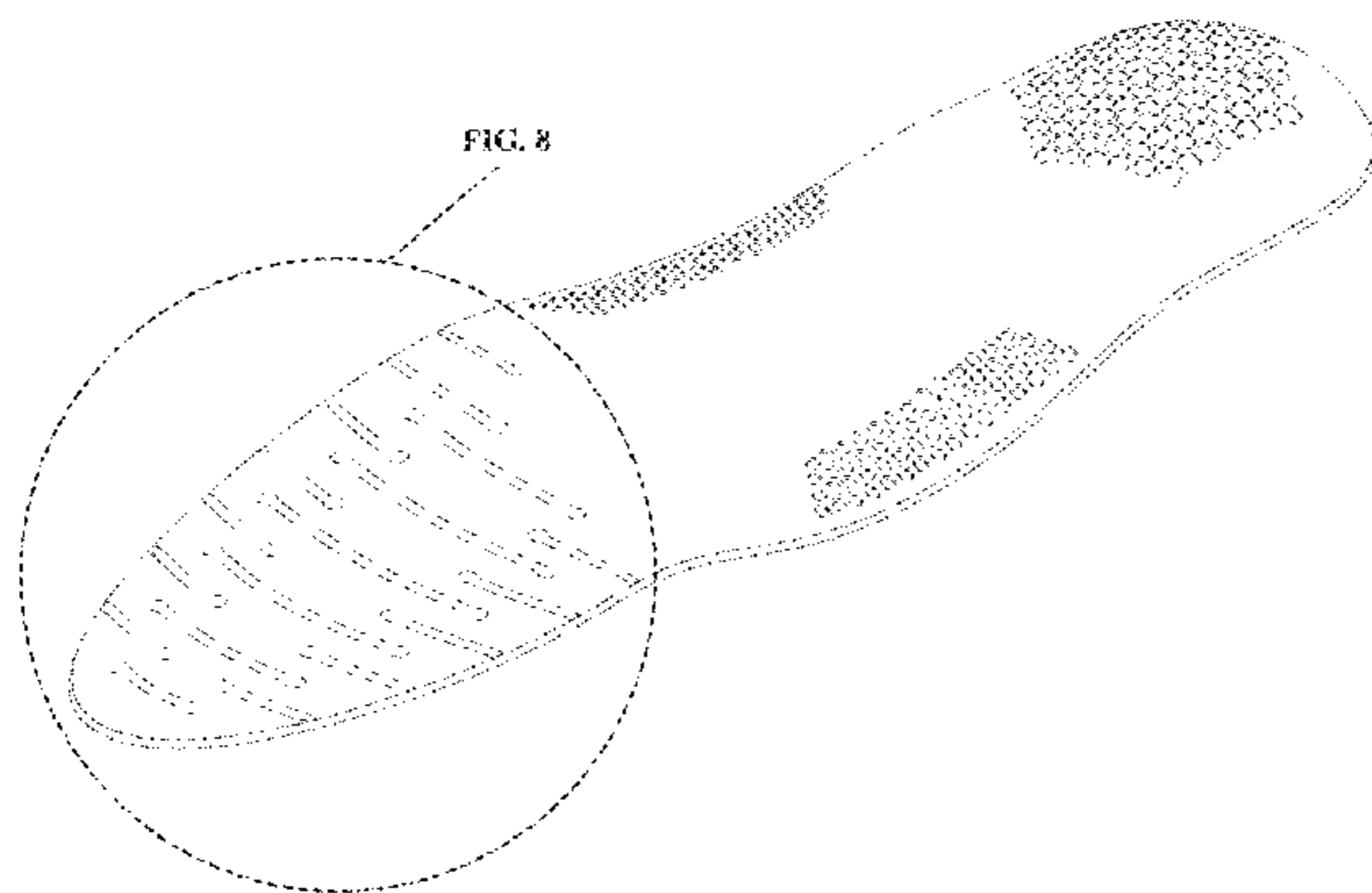
DESCRIPTION

CPC A43B 7/14; A43B 7/1405; A43B 7/141; A43B 7/1415; A43B 7/142; A43B 7/1425; A43B 7/143; A43B 7/1435; A43B 7/144; A43B 7/1445; A43B 7/145; A43B 7/1455; A43B 7/1475; A43B 7/148; A43B 7/1485; A43B 7/149; A43B 7/1495; A43B 7/16; A43B 7/18; A43B 7/19; A43B 7/22; A43B 7/223; A43B 7/226; A43B 7/28; A43B 7/30; A43B 7/34; A43B 7/36; A43B 7/38; A43B 13/38; A43B 13/383; A43B 13/386; A43B 13/39; A43B 13/40; A43B 13/42; A43B 17/14; A43B 17/00; A43B 17/003; A43B 17/006; A43B 17/02; A43B 17/023; A43B 17/026; A43B 17/03; A43B 17/08; A43B

FIG. 1 is a perspective view of an orthotic insole showing our new design;
FIG. 2 is a top plan view thereof;
FIG. 3 is a bottom plan view thereof;
FIG. 4 is a left side view thereof;
FIG. 5 is a right side view thereof;
FIG. 6 is a rear view thereof;
FIG. 7 is a front view thereof; and,
FIG. 8 is an enlarged encircled portion view labeled FIG. 8 in FIG. 1.

The dashed lines are included for illustrating environmental structure and form no part of the claimed design.

1 Claim, 8 Drawing Sheets



US D768,971 S

Page 2

(56)

References Cited

U.S. PATENT DOCUMENTS

D664,754 S *	8/2012	Klein	D2/961	D721,882 S *	2/2015	Vasyli	D2/961
D675,412 S *	2/2013	Klein	D2/954	D722,756 S *	2/2015	Vasyli	D2/961
D689,276 S *	9/2013	Klein	D2/961	D740,008 S *	10/2015	Wollo	D2/961
D717,528 S *	11/2014	Avent	D2/961	D743,681 S *	11/2015	Wakeland	D2/961
					D746,559 S *	1/2016	Besanceney	D2/947
					D750,879 S *	3/2016	Klein	D2/961

* cited by examiner

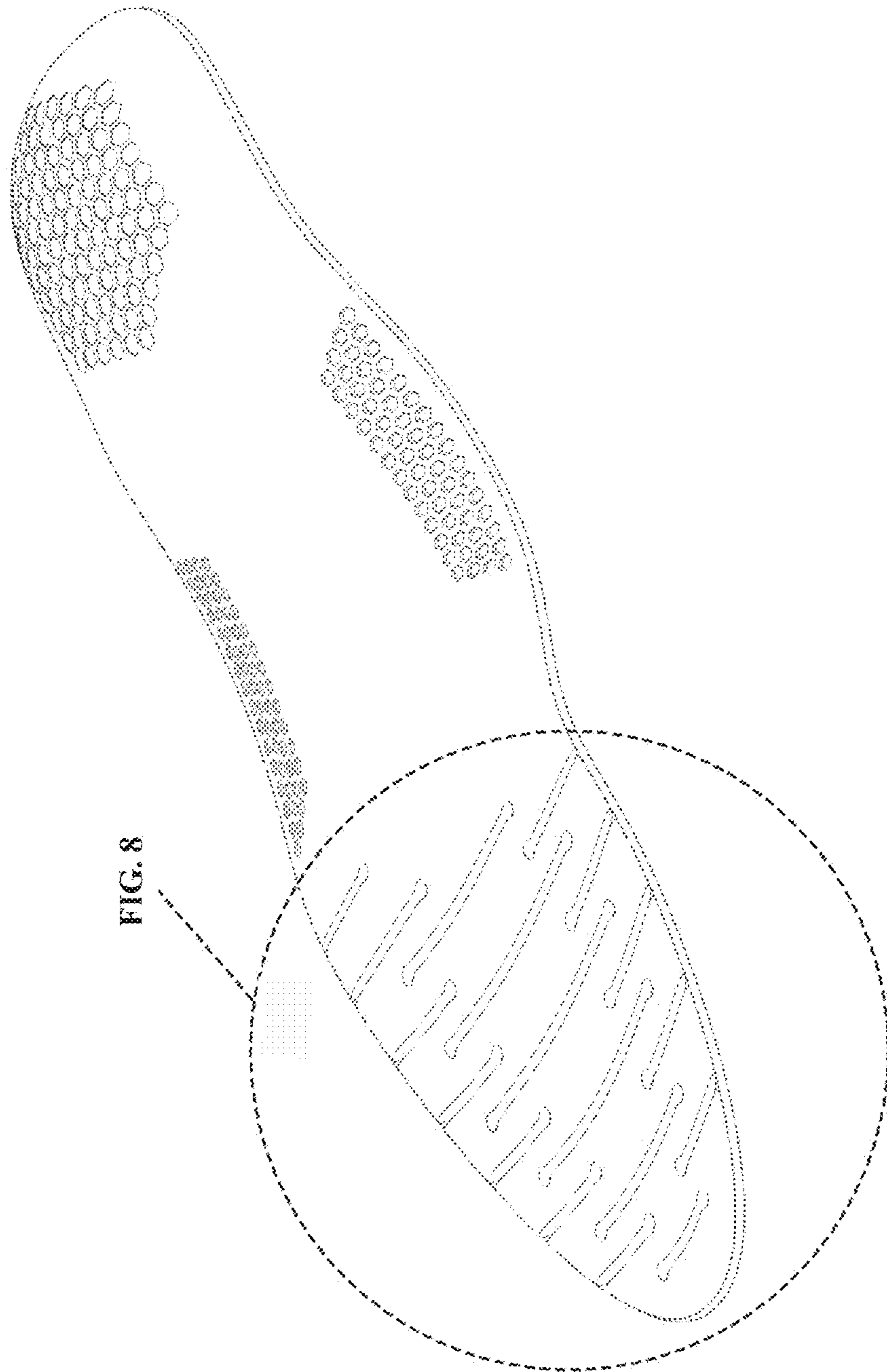


FIG. 8

FIG. 1

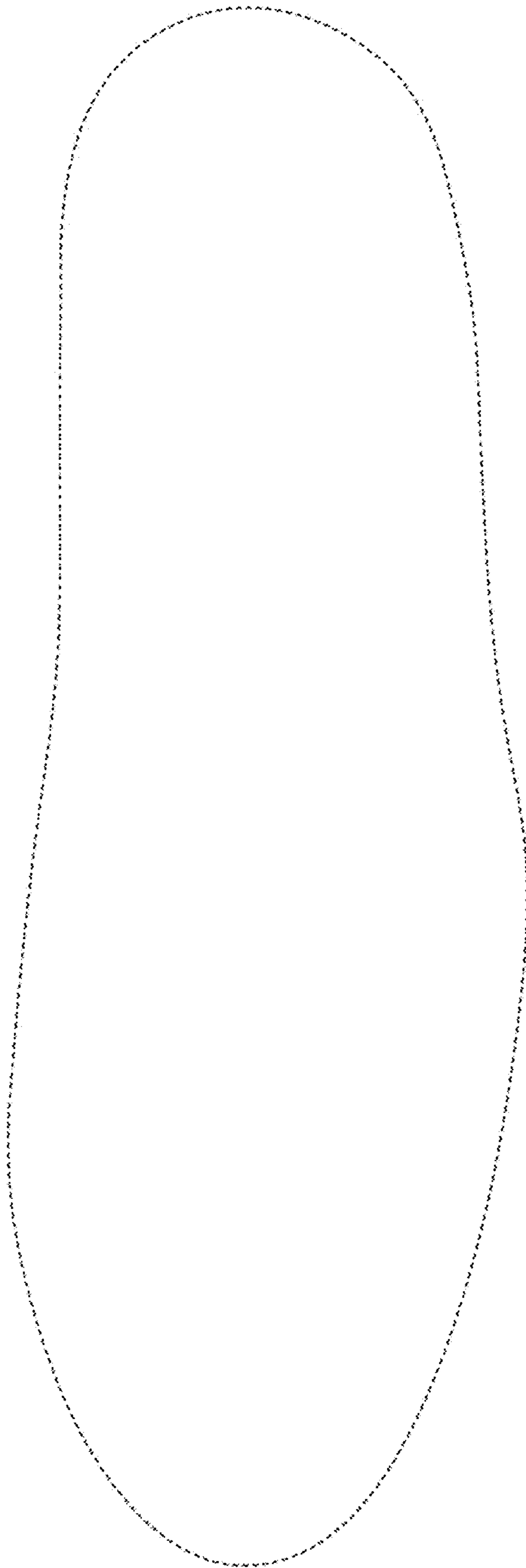


FIG. 2

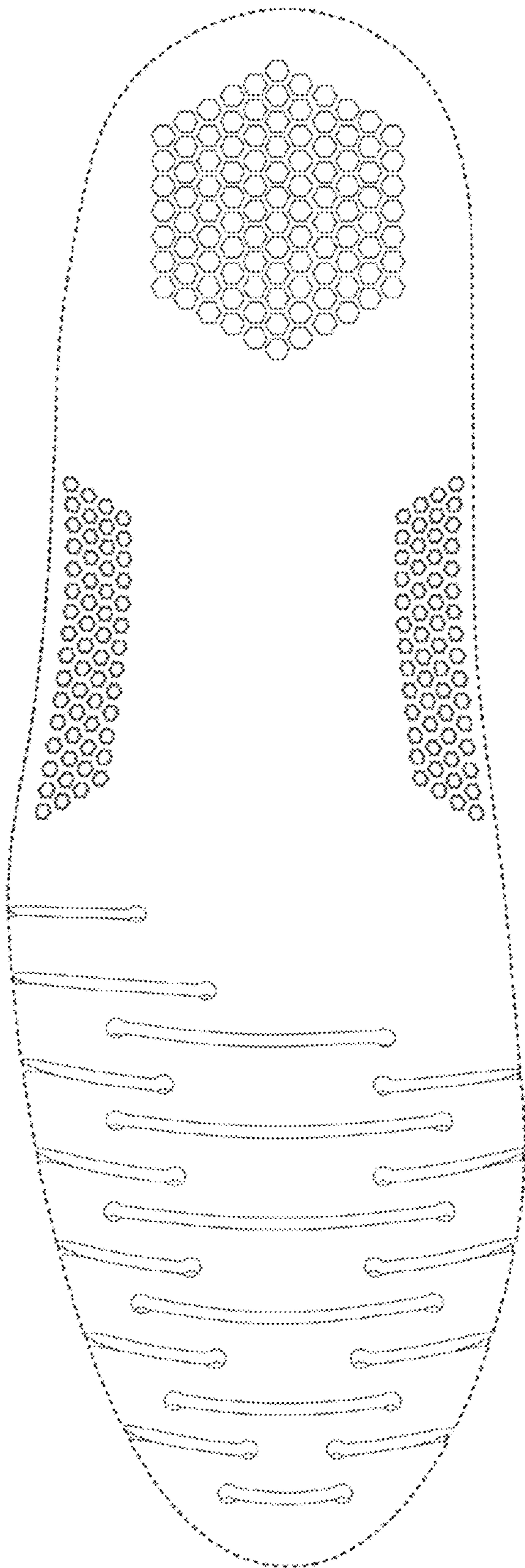


FIG. 3




FIG. 4




FIG. 5




FIG. 6




FIG. 7

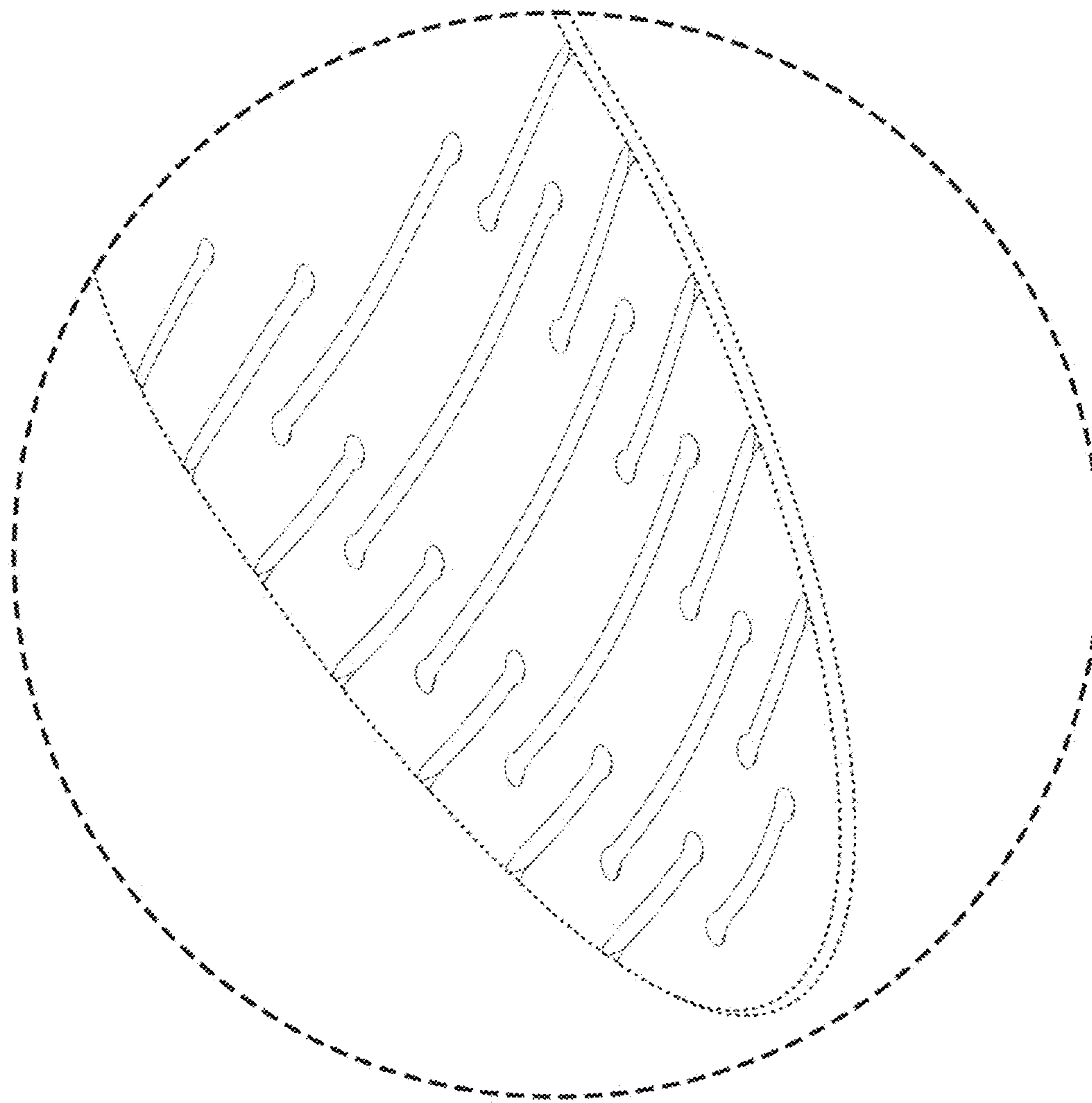


FIG. 8