



US00D768967S

(12) **United States Design Patent** (10) **Patent No.:** **US D768,967 S**  
**Brass** (45) **Date of Patent:** **\*\* Oct. 18, 2016**

(54) **ORTHOPEdic SANDAL**  
(71) Applicant: **Hallufix AG**, Munich (DE)  
(72) Inventor: **Manfred Brass**, Grunwald (DE)  
(73) Assignee: **HALLUFIX AG**, Munich (DE)  
(\*\*) Term: **14 Years**  
(21) Appl. No.: **29/488,861**  
(22) Filed: **Apr. 24, 2014**

(30) **Foreign Application Priority Data**

Oct. 24, 2013 (EM) ..... 002332783-0001  
Oct. 24, 2013 (EM) ..... 002332783-0002  
Oct. 24, 2013 (EM) ..... 002332783-0003

(51) **LOC (10) Cl.** ..... **02-04**  
(52) **U.S. Cl.**  
USPC ..... **D2/917**

(58) **Field of Classification Search**  
USPC ..... D2/916-91, 925, 926, 929-936, 942,  
D2/969; 36/86, 100, 101, 45-49, 11.5, 8.1,  
36/83, 88, 3 A, 7.5  
CPC ..... A43B 23/24; A43B 3/12; A43B 3/122;  
A43B 3/10  
See application file for complete search history.

(56) **References Cited**

U.S. PATENT DOCUMENTS

D305,176 S \* 12/1989 Campbell ..... D2/916  
5,205,071 A \* 4/1993 Hergenroeder ..... A43B 5/08  
36/106  
D465,642 S \* 11/2002 Petrovski ..... D2/916  
D465,906 S \* 11/2002 Petrovski ..... D2/916

D560,346 S \* 1/2008 Belley ..... D2/917  
D569,081 S \* 5/2008 Haft ..... D2/919  
8,037,621 B2 \* 10/2011 Hooper ..... A43B 7/06  
36/102  
D683,527 S \* 6/2013 Martinez ..... D2/917

\* cited by examiner

*Primary Examiner* — Ian Simmons  
*Assistant Examiner* — Rashida C Walshon  
(74) *Attorney, Agent, or Firm* — Marshall, Gerstein & Borun LLP

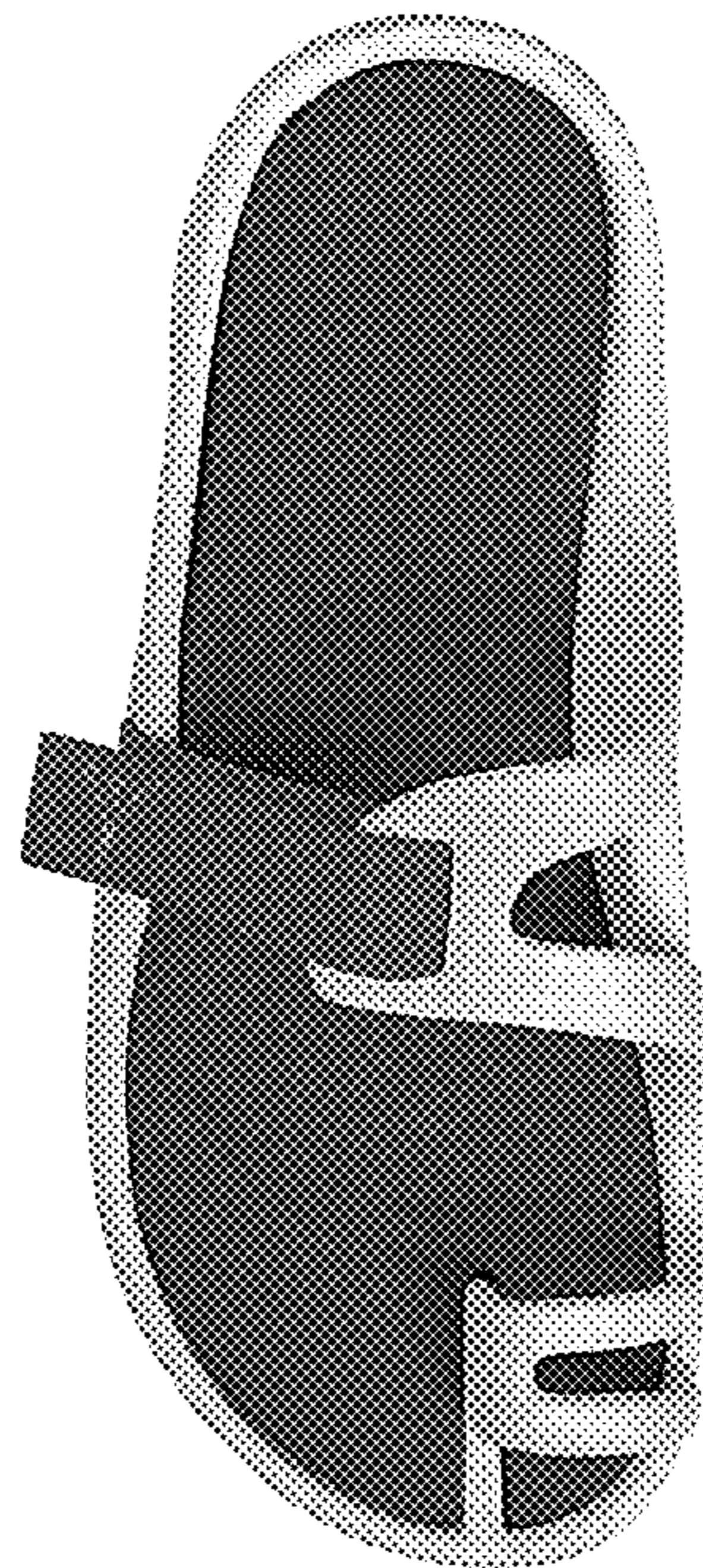
(57) **CLAIM**

The ornamental design for an orthopedic sandal, as shown and described.

**DESCRIPTION**

FIG. 1 is a top plan view of an orthopedic sandal showing my new design.  
FIG. 2 is a top, left side view of the orthopedic sandal.  
FIG. 3 is a top, right side view of the orthopedic sandal.  
FIG. 4 is an enlarged rear view of the orthopedic sandal.  
FIG. 5 is a top, plan view of a second embodiment of the orthopedic sandal.  
FIG. 6 is a top, left side view of the orthopedic sandal.  
FIG. 7 is a top, right side view of the orthopedic sandal.  
FIG. 8 is an enlarged rear view of the orthopedic sandal.  
FIG. 9 is a bottom view for the first embodiment of the orthopedic sandal; and,  
FIG. 10 is a bottom view for the second embodiment of the orthopedic sandal.  
The broken lines seen on the strap in FIGS. 1, 3-5, 7, and 8 represent a corporate trademark that is owned by the applicant and is not part of the claimed design.

**1 Claim, 8 Drawing Sheets**






Fig. 1




Fig. 2



Fig. 3




Fig. 4



Fig. 5




Fig. 6




Fig. 7



Fig. 8



Fig. 9





Fig. 10