



US00D768962S

(12) **United States Design Patent** (10) **Patent No.:** **US D768,962 S**
Tsai (45) **Date of Patent:** **** Oct. 18, 2016**

(54) **NURSING COVER**
(71) Applicant: **Angela Tsai**, Las Vegas, NV (US)
(72) Inventor: **Angela Tsai**, Las Vegas, NV (US)
(**) Term: **15 Years**
(21) Appl. No.: **29/536,658**
(22) Filed: **Aug. 18, 2015**
(51) **LOC (10) Cl.** **02-02**
(52) **U.S. Cl.**
USPC **D2/860**
(58) **Field of Classification Search**
USPC D2/840-864; D6/595-603
CPC A41D 1/205; A41D 1/22; A41D 1/20;
A41D 3/08; A41D 7/008; A41D 3/00;
A41D 2023/002; A41D 2023/004; A41D
2023/0062; A41B 13/10; A41B 13/103;
A41B 13/106; A41B 15/00; A41B 15/02
See application file for complete search history.

(56) **References Cited**
U.S. PATENT DOCUMENTS
2,346,918 A 4/1944 Herbranson
2,831,193 A 4/1958 Terry
D303,995 S * 10/1989 Dameron D2/728
D306,510 S * 3/1990 Sanchez D2/728
D310,288 S * 9/1990 Larsch D2/728
5,008,960 A 4/1991 Hemming
5,038,411 A * 8/1991 St. Armand A41D 1/205
2/104
D340,124 S 10/1993 Paxton
D418,965 S 1/2000 Lujan
D424,786 S * 5/2000 Williams D2/728
D442,353 S * 5/2001 Macias D2/853
D443,753 S 6/2001 Vazquez
D475,174 S * 6/2003 Margiela D2/504
D487,952 S 4/2004 Wyatt
D490,591 S 6/2004 Deming, Jr.
2008/0155727 A1 * 7/2008 Owen A41D 1/205
2/52
2008/0301847 A1 * 12/2008 Holland A41D 1/205
2/52

2011/0035857 A1* 2/2011 Quintanilla A41B 13/06
2/52
2012/0151657 A1* 6/2012 Gibbons A41F 1/008
2/104
2014/0007315 A1* 1/2014 Toro-Gerstein A41D 1/205
2/104

* cited by examiner

Primary Examiner — Susan Bennett Hattan
Assistant Examiner — Jennifer Wright
(74) *Attorney, Agent, or Firm* — Christensen O'Connor
Johnson Kindness PLLC

(57) **CLAIM**

The ornamental design for a nursing cover, as shown and described.

DESCRIPTION

FIG. 1 is a top plan view of the nursing cover formed in accordance with a first embodiment of my new design; FIG. 2 is a bottom plan view of the nursing cover of FIG. 1; FIG. 3 is a right side elevational view of the nursing cover of FIG. 1; FIG. 4 is a left side elevational view of the nursing cover of FIG. 1; FIG. 5 is a front elevational view of the nursing cover of FIG. 1; FIG. 6 is a rear elevational view of the nursing cover of FIG. 1; FIG. 7 is a top plan view of the nursing cover formed in accordance with a second embodiment of my new design; FIG. 8 is a bottom plan view of the nursing cover of FIG. 7; FIG. 9 is a right side elevational view of the nursing cover of FIG. 7; FIG. 10 is a left side elevational view of the nursing cover of FIG. 7; FIG. 11 is a front elevational view of the nursing cover of FIG. 7; FIG. 12 is a rear elevational view of the nursing cover of FIG. 7; FIG. 13 is a top plan view of the nursing cover formed in accordance with a third embodiment of my new design; FIG. 14 is a bottom plan view of the nursing cover of FIG. 13;




FIG. 15 is a right side elevational view of the nursing cover of FIG. 13;

FIG. 16 is a left side elevational view of the nursing cover of FIG. 13;

FIG. 17 is a front elevational view of the nursing cover of FIG. 13;

FIG. 18 is a rear elevational view of the nursing cover of FIG. 13;

FIG. 19 is a top plan view of the nursing cover formed in accordance with a fourth embodiment of my new design;

FIG. 20 is a bottom plan view of the nursing cover of FIG. 19;

FIG. 21 is a right side elevational view of the nursing cover of FIG. 19;

FIG. 22 is a left side elevational view of the nursing cover of FIG. 19;

FIG. 23 is a front elevational view of the nursing cover of FIG. 19;

FIG. 24 is a rear elevational view of the nursing cover of FIG. 19;

FIG. 25 is a top plan view of the nursing cover formed in accordance with a fifth embodiment of my new design;

FIG. 26 is a bottom plan view of the nursing cover of FIG. 25;

FIG. 27 is a right side elevational view of the nursing cover of FIG. 25;

FIG. 28 is a left side elevational view of the nursing cover of FIG. 25;

FIG. 29 is a front elevational view of the nursing cover of FIG. 25;

FIG. 30 is a rear elevational view of the nursing cover of FIG. 25;

FIG. 31 is a top plan view of the nursing cover formed in accordance with a sixth embodiment of my new design;

FIG. 32 is a bottom plan view of the nursing cover of FIG. 31;

FIG. 33 is a right side elevational view of the nursing cover of FIG. 31;

FIG. 34 is a left side elevational view of the nursing cover of FIG. 31;

FIG. 35 is a front elevational view of the nursing cover of FIG. 31; and,

FIG. 36 is a rear elevational view of the nursing cover of FIG. 31.

1 Claim, 18 Drawing Sheets




Fig. 1.




Fig. 2.



Fig. 3.




Fig. 5.




Fig. 6.

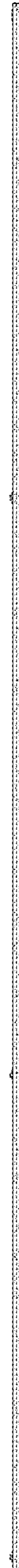


Fig. 4.




Fig. 7.



Fig. 8.

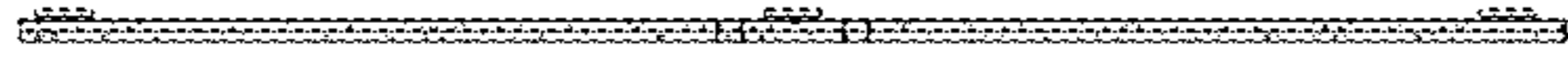
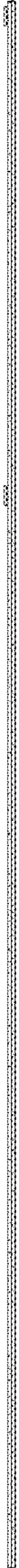


Fig. 12.

Fig. 9.




Fig. 11.



Fig. 10.




Fig. 13.




Fig. 14.




Fig. 15.




Fig. 18.



Fig. 17.



Fig. 16.




Fig. 20.




Fig. 19.



Fig. 21.



Fig. 24.



Fig. 23.



Fig. 22.




Fig. 25.




Fig. 26.

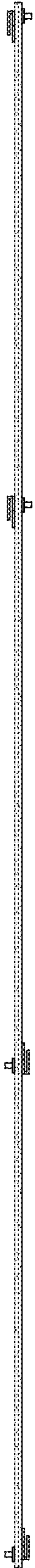


Fig. 27.



Fig. 30.

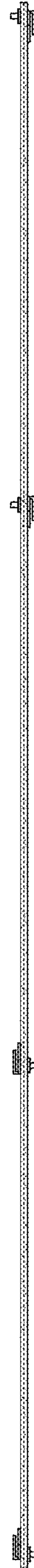


Fig. 28.



Fig. 29.




Fig. 31.




Fig. 32.



Fig. 33.



Fig. 36.



Fig. 35.




Fig. 34.