



US00D768956S

(12) **United States Design Patent** (10) **Patent No.:** **US D768,956 S**
Jirsa (45) **Date of Patent:** **** *Oct. 18, 2016**

(54) **POSTURE ENHANCEMENT STRAP**

(71) Applicant: **Jaclyn L. Jirsa**, New York, NY (US)

(72) Inventor: **Jaclyn L. Jirsa**, New York, NY (US)

(73) Assignee: **LALO 4073, LLC**, New York, NY (US)

(*) Notice: This patent is subject to a terminal disclaimer.

(**) Term: **14 Years**

(21) Appl. No.: **29/462,196**

(22) Filed: **Jul. 31, 2013**

(51) **LOC (10) Cl.** **02-01**

(52) **U.S. Cl.**

USPC **D2/700; D24/190**

(58) **Field of Classification Search**

USPC D2/700, 701, 702, 703, 704, 705, 706, D2/707, 708, 709, 710, 731, 736, 737, 739, D2/624, 625, 627, 628, 629, 631, 634, 635, D2/639, 999; D5/19; D11/3, 11, 17, 212; 2/67, 109, 110, 113, 45, 329, 338, 339; 450/1, 2, 3, 11, 14, 26, 28, 38, 39, 56, 450/58, 64, 65, 70, 72, 73, 75, 77, 81, 86, 450/89; 602/19, 20

See application file for complete search history.

(56) **References Cited**

U.S. PATENT DOCUMENTS

47,836	A *	5/1865	Kimball et al.	2/45
84,787	A	12/1868	Adamson	
D4,572	S *	1/1871	Bash et al.	D5/19
370,055	A	9/1887	Haley	
508,048	A *	11/1893	Post	2/329
1,167,741	A *	1/1916	Clarke	450/56
D76,139	S *	8/1928	Kinsley	D11/3
1,897,296	A *	2/1933	Block	2/329

2,118,378	A *	5/1938	Graham	2/328
2,233,397	A *	3/1941	Bloom	119/857
D127,762	S *	6/1941	Hallbauer	D5/19

(Continued)

FOREIGN PATENT DOCUMENTS

CN 201542782 U 8/2010

Primary Examiner — Karen E. Eldridge Powers

Assistant Examiner — Jasmine Mlinarcik

(74) *Attorney, Agent, or Firm* — Abel Law Group, LLP

(57) **CLAIM**

The ornamental design for a posture enhancement strap.

DESCRIPTION

FIG. 1 is a front isometric view of an embodiment of a posture enhancement strap showing my new design in a tightened configuration.

FIG. 2 is a rear elevation view thereof in an untightened configuration.

FIG. 3 is a front isometric view of an embodiment of the posture enhancement strap of FIGS. 1 and 2 as it may appear when worn.

FIG. 4 is a rear isometric view as worn thereof.

FIG. 5 is a front elevation view as worn thereof in an alternate position.

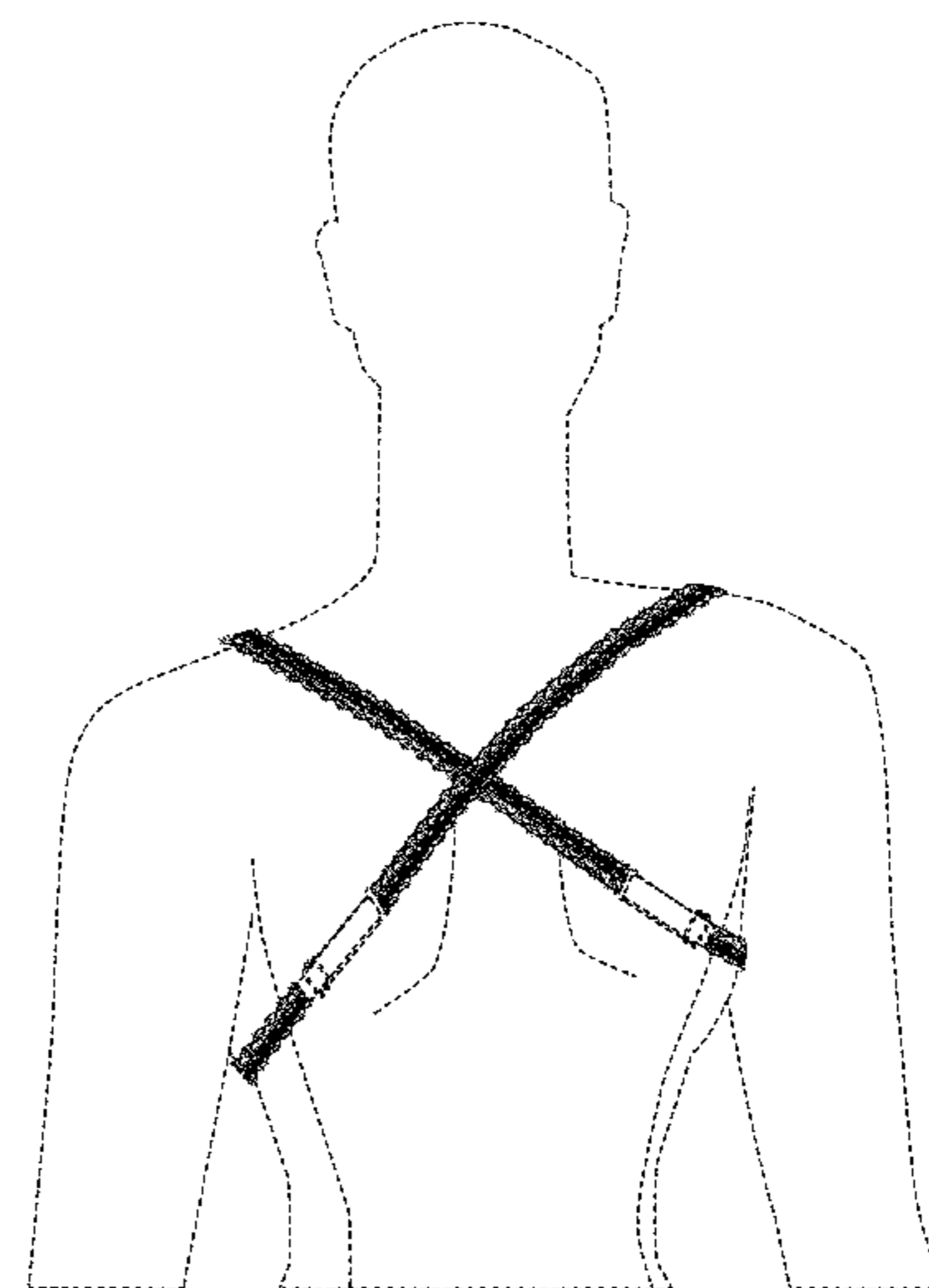

FIG. 6 is a rear elevation view as worn thereof; and,

FIG. 7 is an enlarged detail view of a portion of the undergarment strap taken from FIG. 1.

The broken lines shown as part of the strap adjusters to the posture enhancement strap do not form a part of the claimed design. The partial human figure shown in broken lines is environmental subject matter included to help illustrate how the design appears when worn and forms no part of the claimed design. The broken-line circles showing an enlarged detail (FIG. 7) and the portion of the article from which it was taken (FIG. 1), illustrate the boundaries of the detail view and form no part of the claimed design.

The present invention relates in general to an undergarment and, in particular, to an undergarment for enhancing posture.

1 Claim, 7 Drawing Sheets



(56)

References Cited

U.S. PATENT DOCUMENTS

D132,202 S *	4/1942	Tobler	D5/19	6,387,067 B1	5/2002	Hebert	
D136,903 S *	12/1943	Gelb	D5/19	6,440,094 B1	8/2002	Maas	
2,406,699 A *	8/1946	Lustig	450/64	6,544,205 B1	4/2003	Herzberg et al.	
2,636,175 A *	4/1953	Hoffman, Jr.	2/55	D519,261 S *	4/2006	Reis	D2/706
3,071,140 A *	1/1963	Adler	450/86	7,134,969 B2	11/2006	Citron et al.	
3,338,236 A	8/1967	McLeod, Jr.		7,238,081 B2 *	7/2007	Fildan et al.	450/86
3,382,868 A	5/1968	Stiefel		D578,732 S *	10/2008	Samuels et al.	D2/706
3,465,754 A *	9/1969	Lockwood et al.	450/1	D578,733 S *	10/2008	Samuels et al.	D2/706
3,548,818 A *	12/1970	Kaplan	602/19	D587,433 S *	3/2009	Ratcliff	D2/706
4,570,619 A	2/1986	Gamm		7,578,798 B2	8/2009	Rhee	
4,784,128 A *	11/1988	Scheuermann	602/61	D619,781 S *	7/2010	Beaulieu	D2/706
5,133,340 A *	7/1992	Koopmann	602/19	D631,638 S *	2/2011	Jones et al.	D2/706
5,149,293 A *	9/1992	Gable	450/86	D656,297 S *	3/2012	Christian	D2/627
6,113,460 A *	9/2000	McKeown	450/31	D671,751 S *	12/2012	Ma	D5/19
				D687,735 S *	8/2013	Frigerio et al.	D11/3
				2007/0016120 A1	1/2007	Latronica et al.	
				2011/0237993 A1	9/2011	Kirk	

* cited by examiner

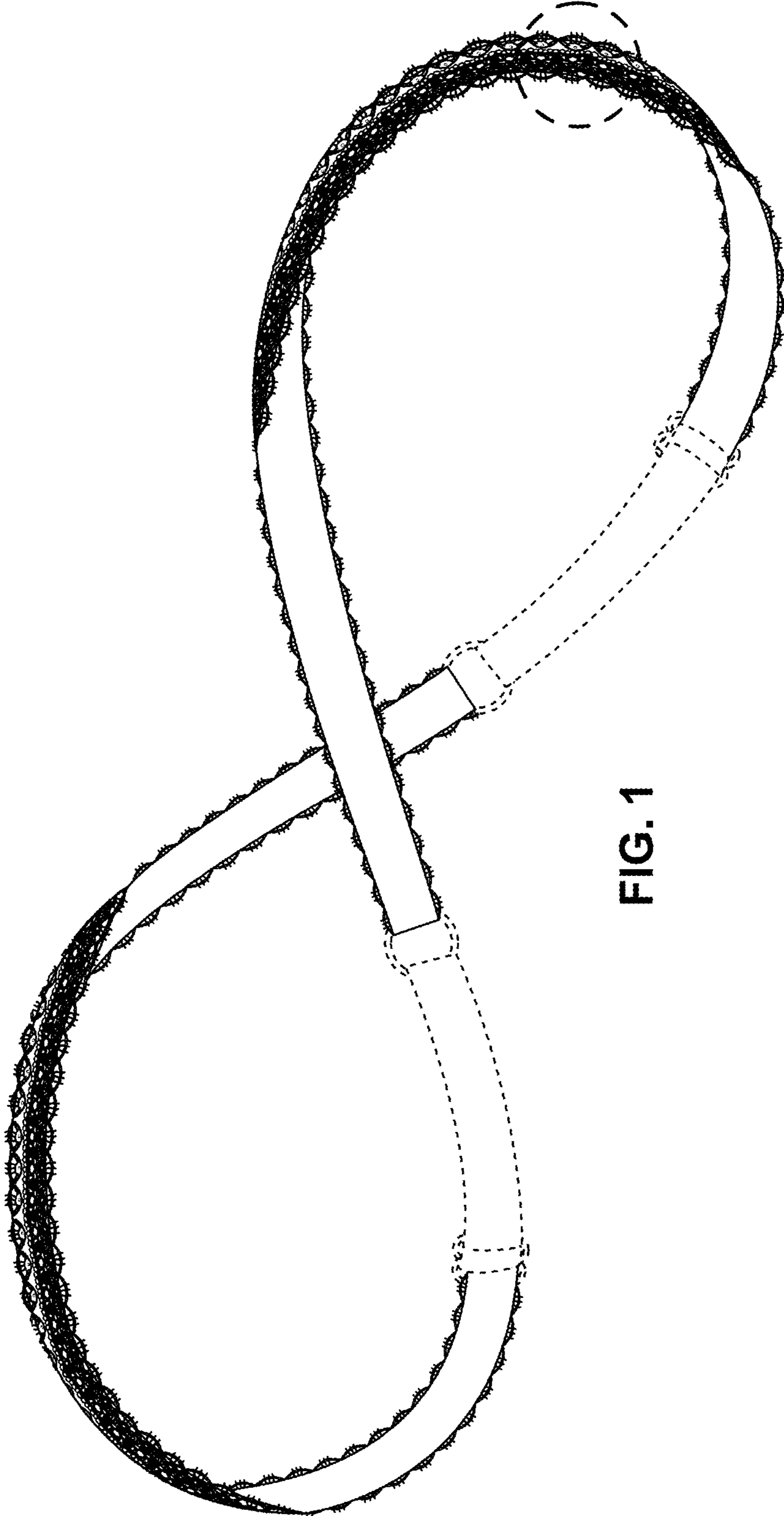


FIG. 1




FIG. 2

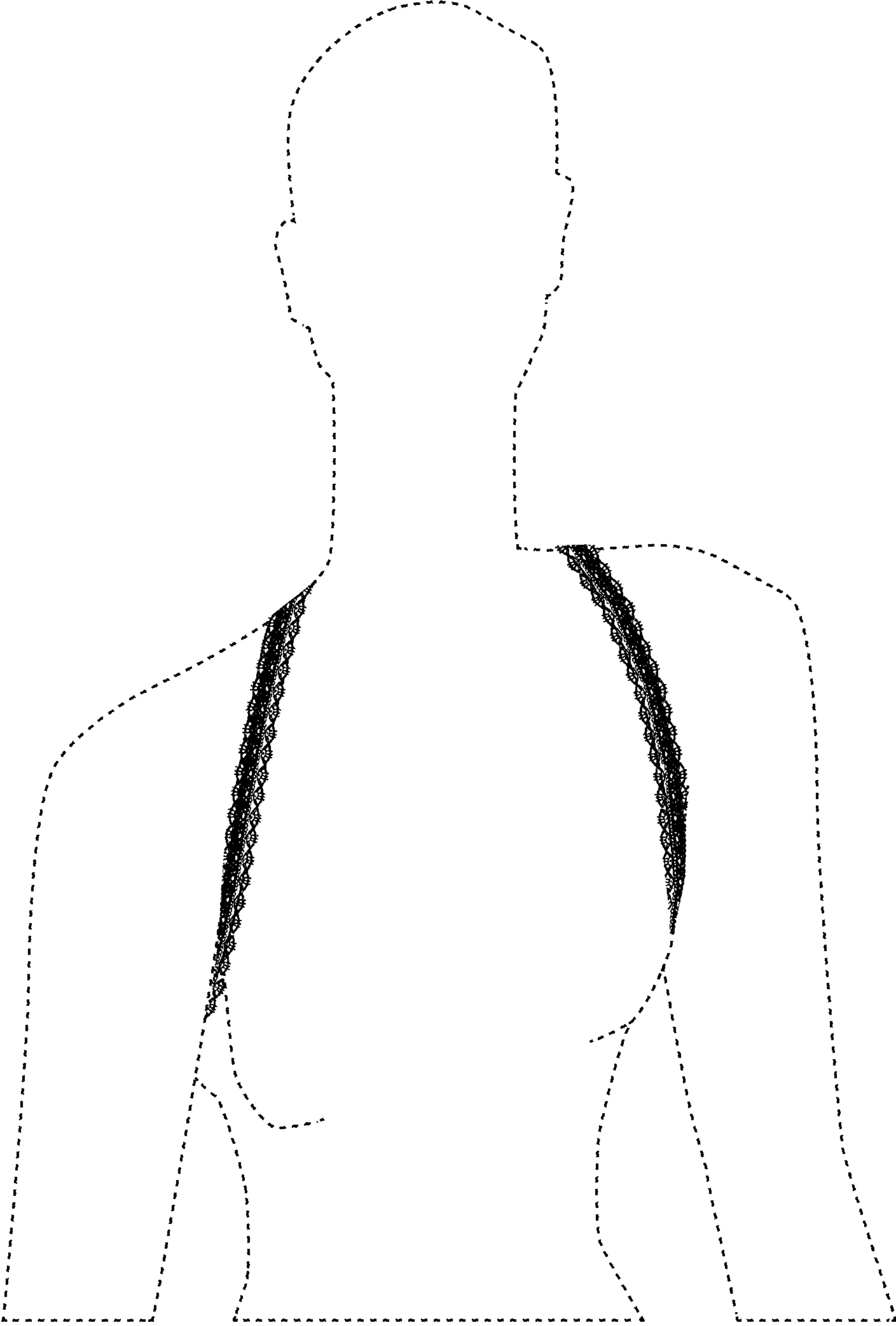


FIG. 3

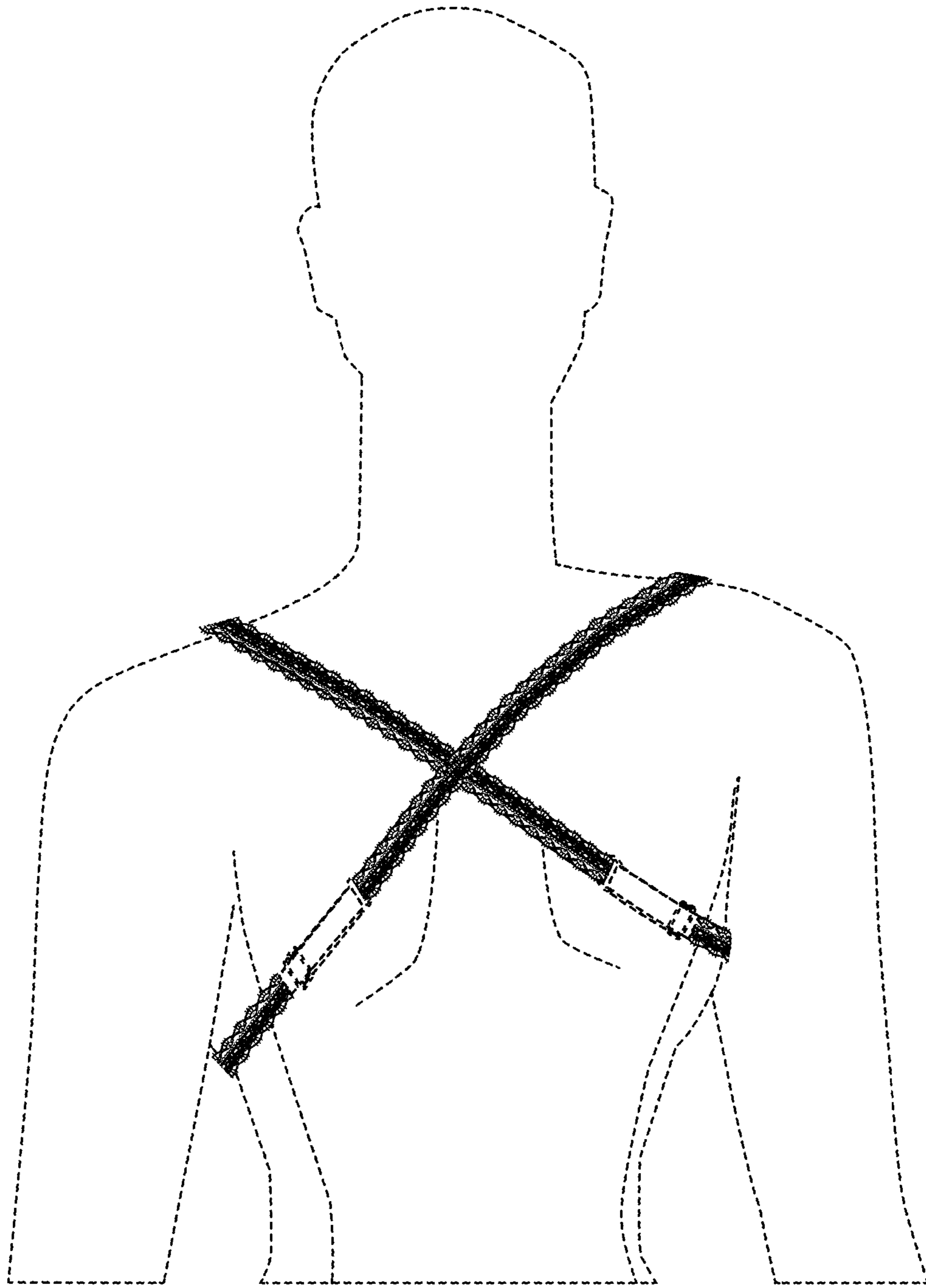


FIG. 4

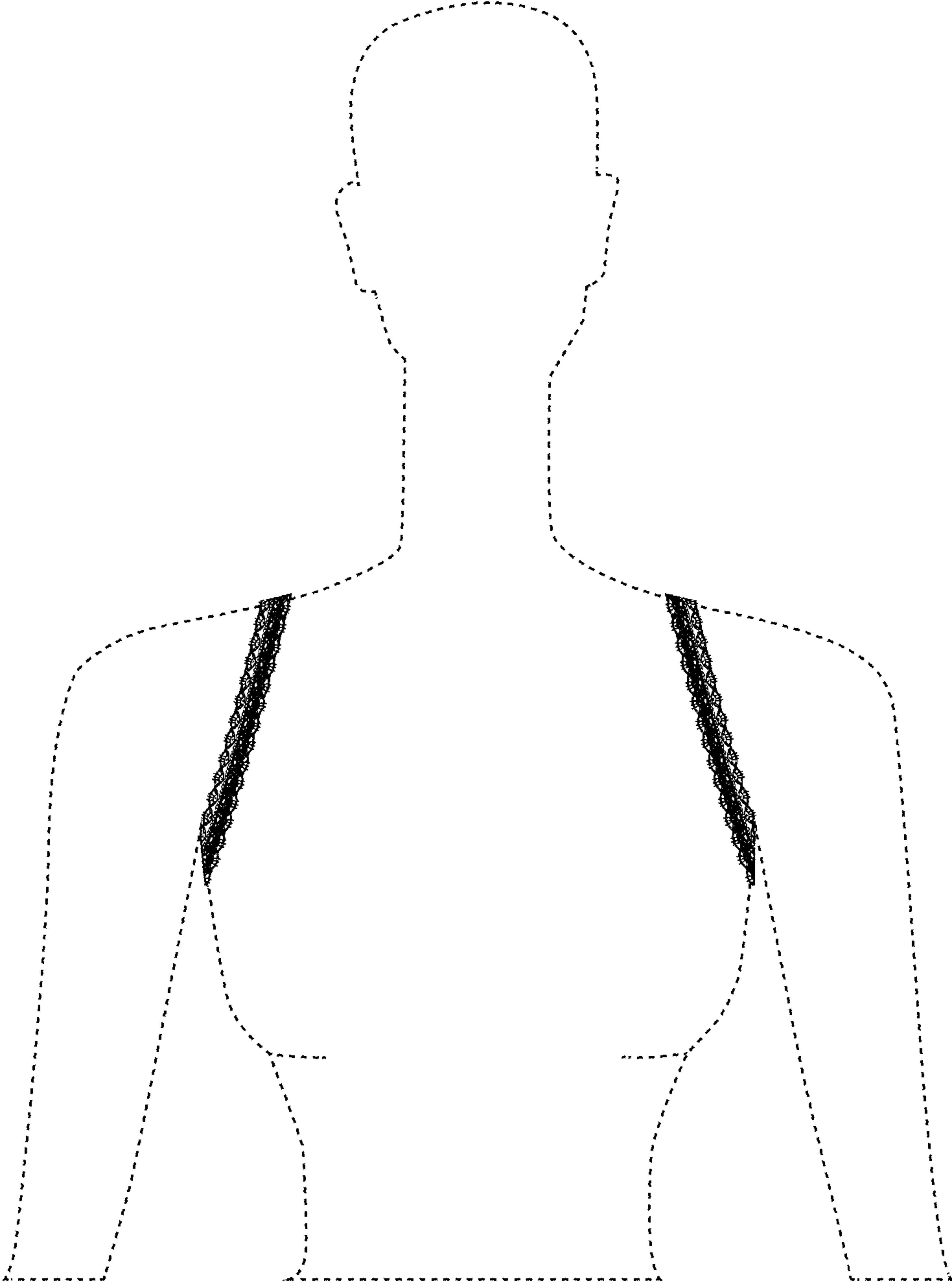


FIG. 5

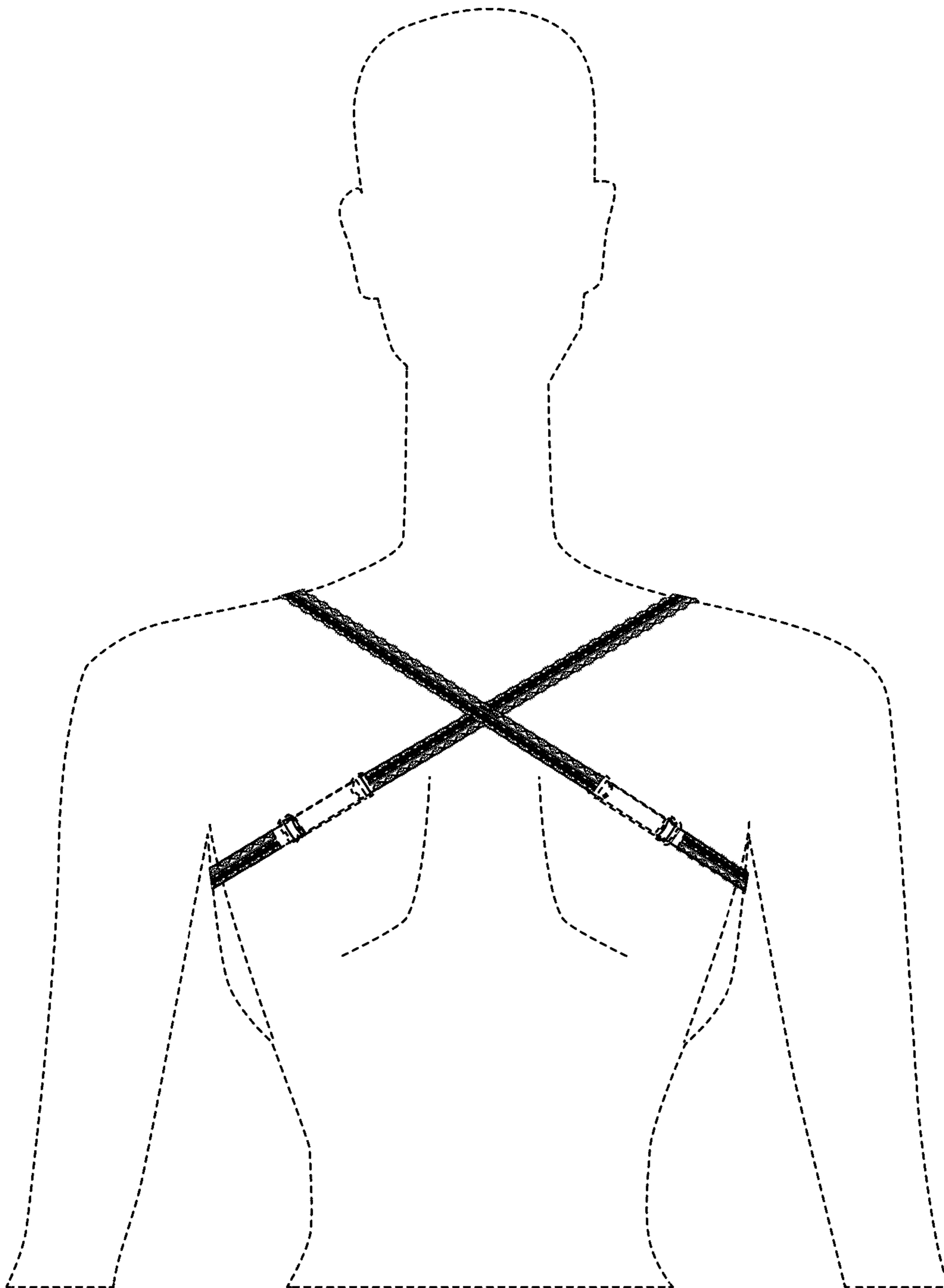


FIG. 6

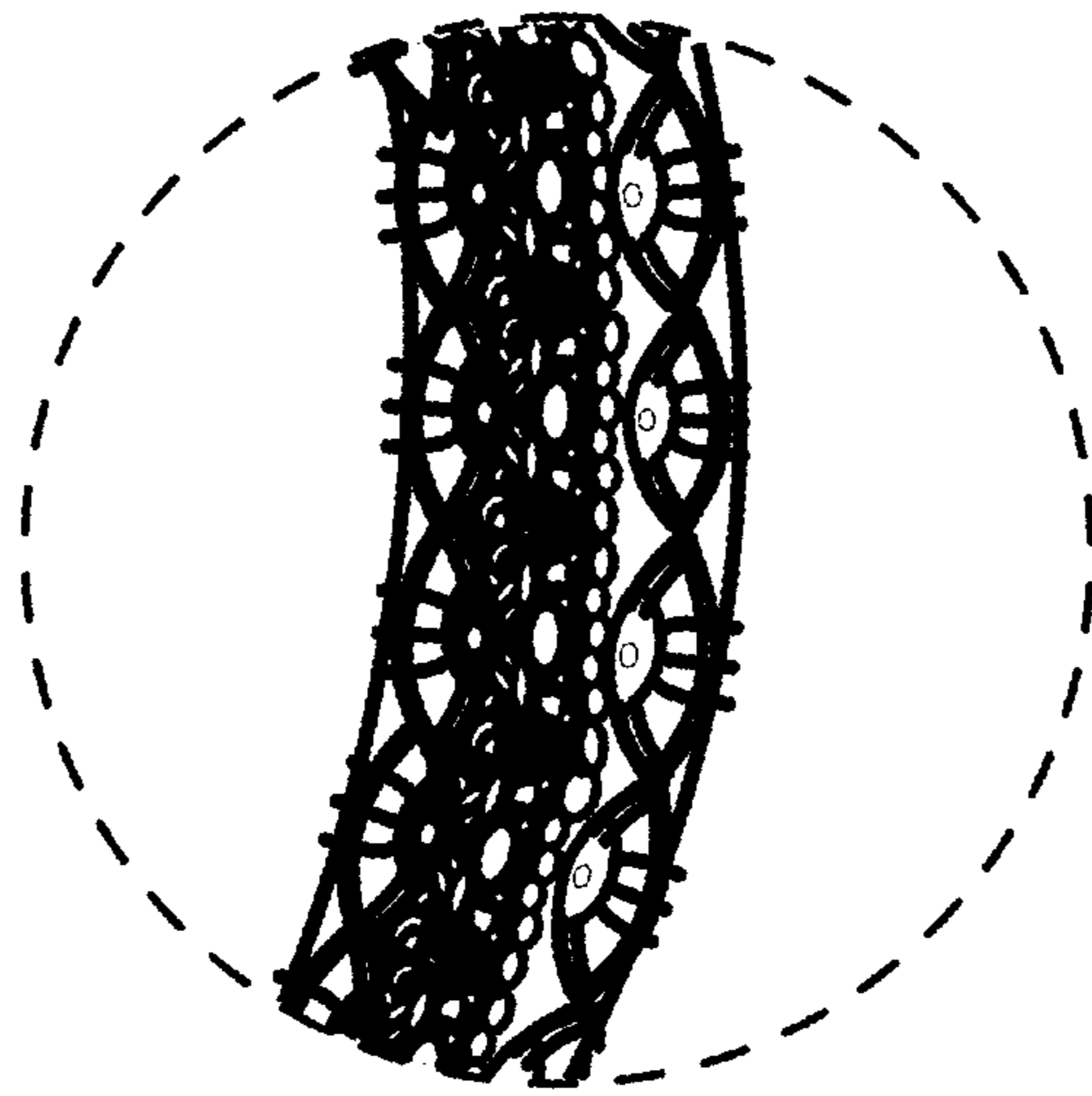


FIG. 7