



US00D768953S

(12) **United States Design Patent**
Gambuzza

(10) **Patent No.:** **US D768,953 S**

(45) **Date of Patent:** **** Oct. 18, 2016**

(54) **PERMANENTLY FOLDED POCKET SQUARE**

FOREIGN PATENT DOCUMENTS

(71) Applicant: **Anthony Gambuzza**, Fort Meyers, FL (US)

WO WO2008136205 11/2008

(72) Inventor: **Anthony Gambuzza**, Fort Meyers, FL (US)

OTHER PUBLICATIONS

(**) Term: **14 Years**

Ferrecci Mens Pre Folded Microfiber Handkerchief Pocket Square, [on-line]; [available on the Internet Feb. 24, 2016]; [retrieved from the Internet Aug. 24, 2016]; URL: < https://www.amazon.com/Ferrecci-Pre-Folded-Microfiber-Charcoal-Handkerchief/dp/B01C69WXWA/re>. (4 pages).*

(21) Appl. No.: **29/516,989**

* cited by examiner

(22) Filed: **Feb. 9, 2015**

(51) **LOC (10) Cl.** **02-05**

(52) **U.S. Cl.**
USPC **D2/500**

(58) **Field of Classification Search**
USPC D2/500, 501, 502, 503, 504, 508
CPC A41B 15/00; A41B 15/02
See application file for complete search history.

Primary Examiner — Karen E. Eldridge Powers
Assistant Examiner — Jasmine Mlinarcik
(74) *Attorney, Agent, or Firm* — Goldstein Law Offices, P.C.

(56) **References Cited**

(57) **CLAIM**
The ornamental design for a permanently folded pocket square, as shown and described.

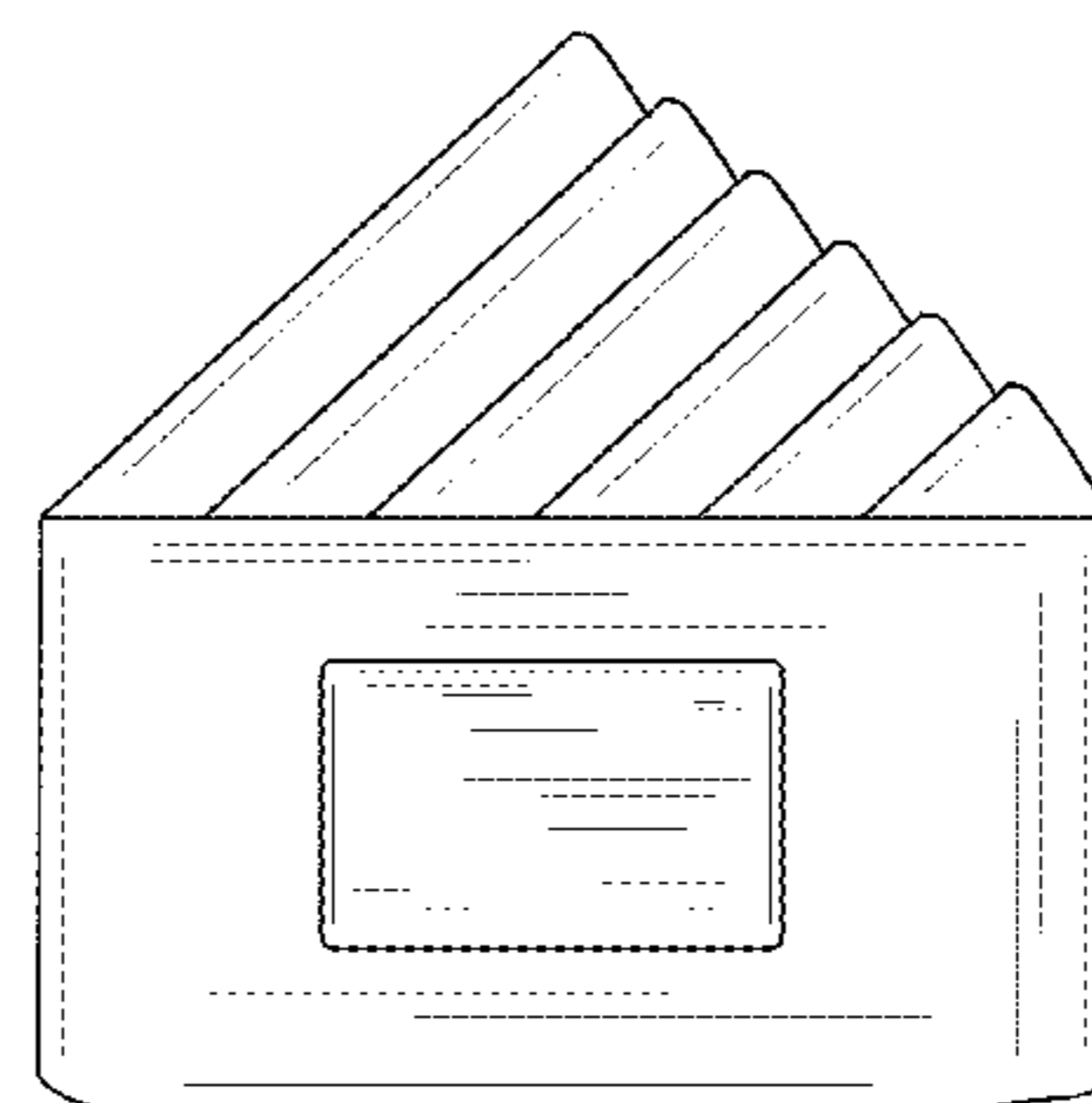
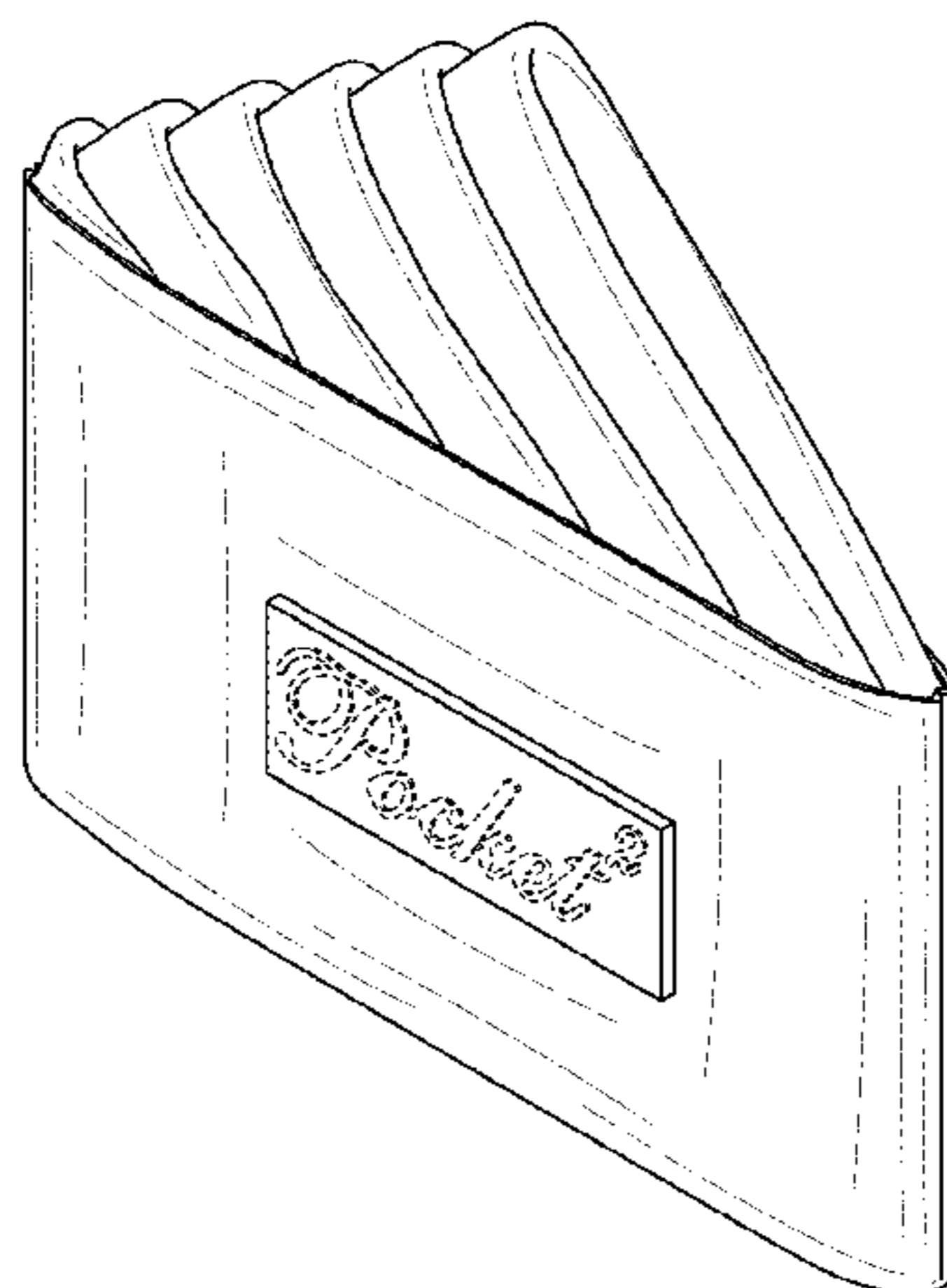
U.S. PATENT DOCUMENTS

DESCRIPTION

2,379,092	A	6/1945	Maschoff	
2,722,013	A *	11/1955	Fisher	A41B 15/02 2/279
2,815,509	A *	12/1957	Williamson	A41B 15/02 2/279
3,512,182	A *	5/1970	Bezanilla	A41B 15/02 2/249
3,514,790	A	6/1970	Harvey	
6,412,118	B1	7/2002	Shanklin	
7,107,627	B2	9/2006	Holland	
D600,427	S *	9/2009	Hernandez	D2/501
D693,088	S *	11/2013	Lee	D2/500
8,615,853	B2	12/2013	Rathbun	
D707,016	S *	6/2014	Lee	D2/500
D712,624	S *	9/2014	Lee	D2/500
9,089,170	B2 *	7/2015	Muratore, II	A41B 15/02
2007/0113323	A1 *	5/2007	Groves	A41B 15/02 2/279
2008/0184460	A1	8/2008	Jones	
2014/0090151	A1	4/2014	McClellan	
2016/0120234	A1 *	5/2016	Cobb	A41B 15/02 2/250
2016/0165980	A1 *	6/2016	Harrison	A41D 25/003 2/145

FIG. 1 is a perspective view of the permanently folded pocket square shown with environment.
FIG. 2 is a front elevational view thereof shown with environment.
FIG. 3 is a rear elevational view thereof.
FIG. 4 is a top plan view thereof.
FIG. 5 is a bottom plan view thereof.
FIG. 6 is a right side elevational view thereof.
FIG. 7 is a left side elevational view thereof; and,
FIG. 8 is an alternate perspective view thereof shown with environment.
The broken lines shown in FIGS. 1 and 2 illustrate features of the article that form no part of the claimed design. The broken lines shown in FIG. 8 represent environmental structure outside the article that assist in showing how the claimed design may appear when worn; these lines form no part of the claimed design.

1 Claim, 5 Drawing Sheets






FIG. 1

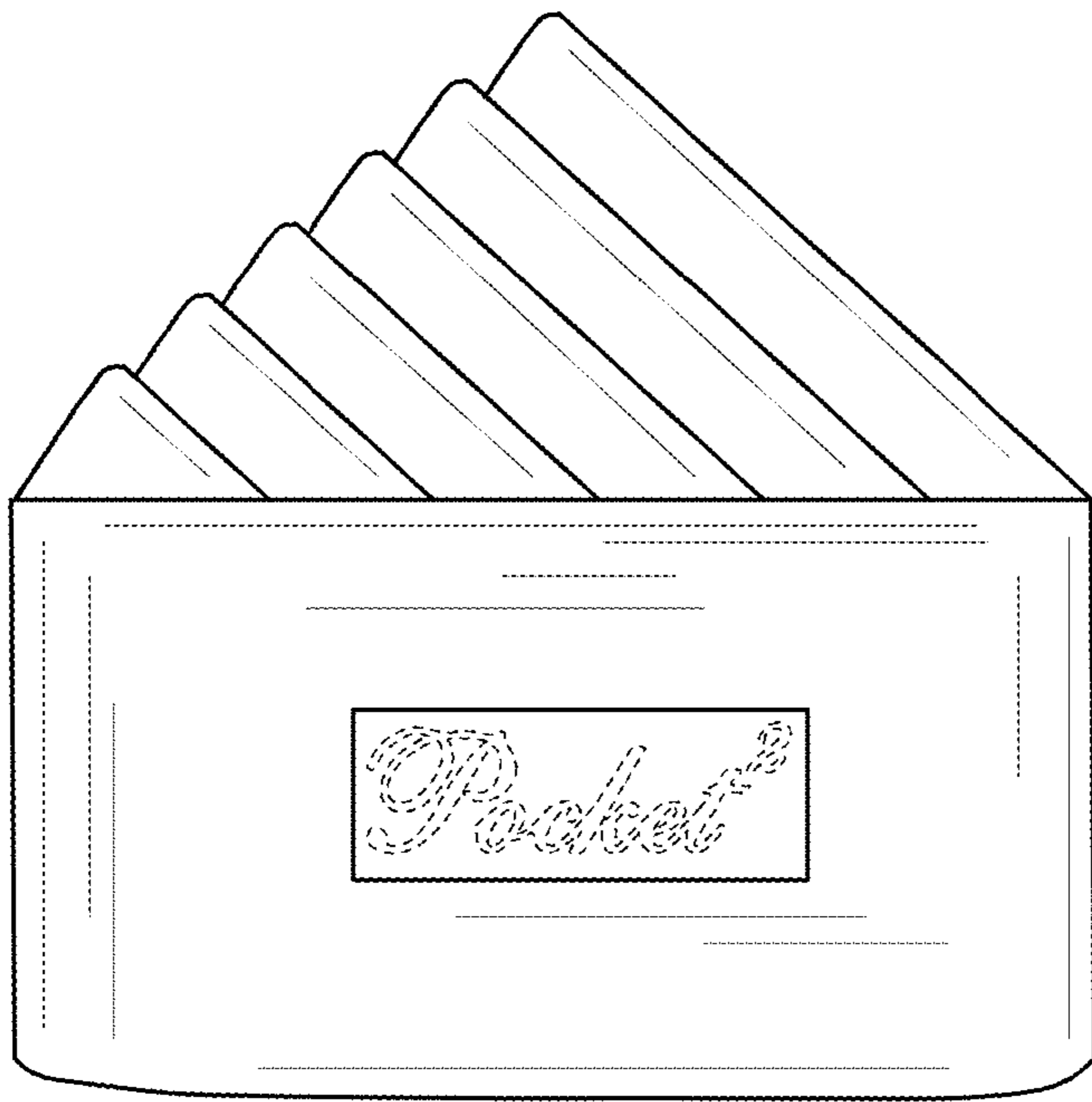


FIG. 2

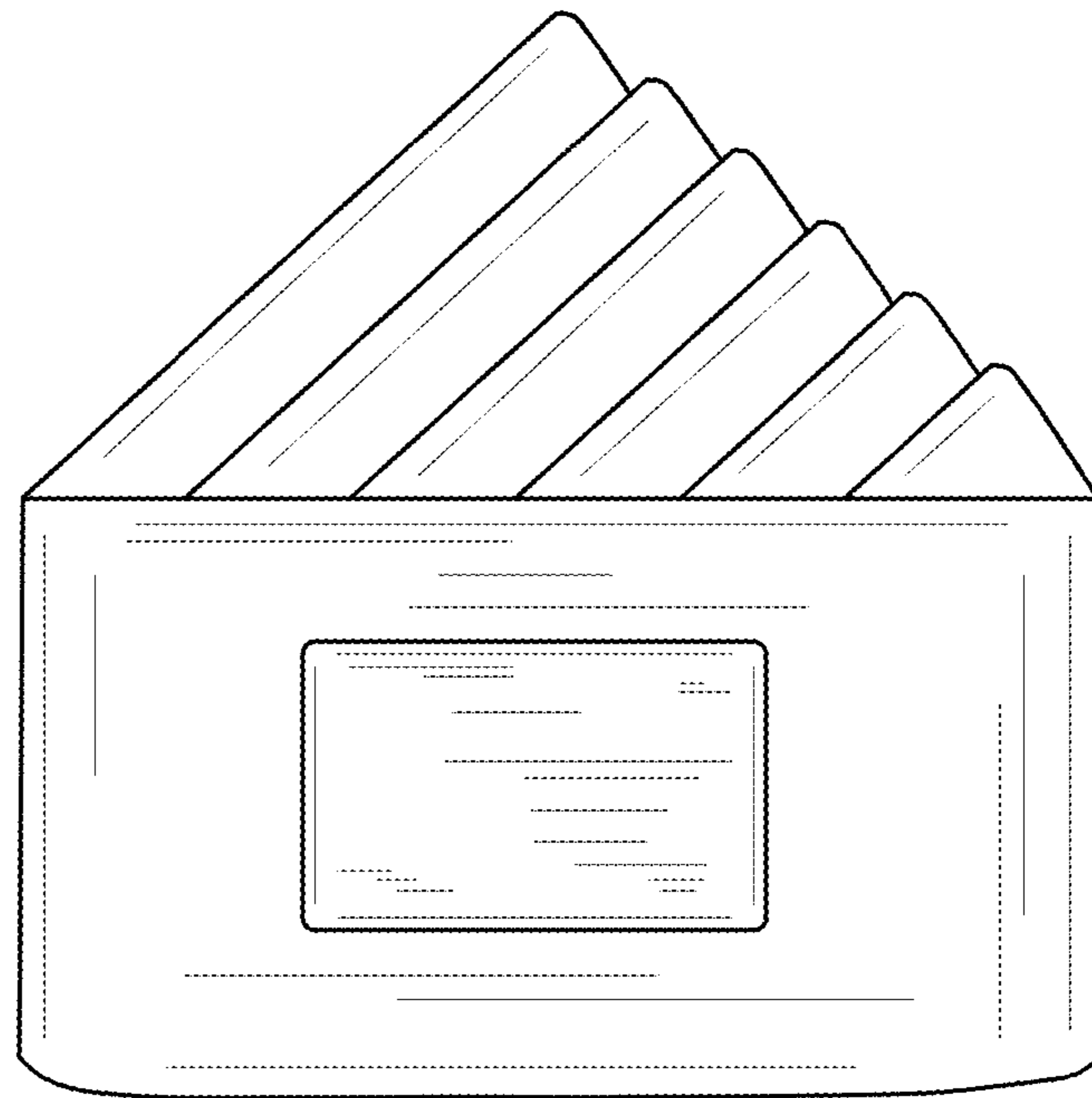


FIG. 3



FIG. 4




FIG. 5

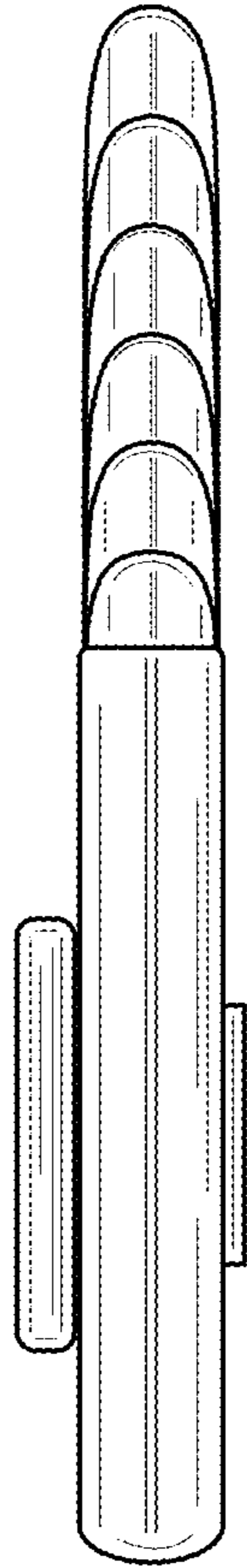


FIG. 6

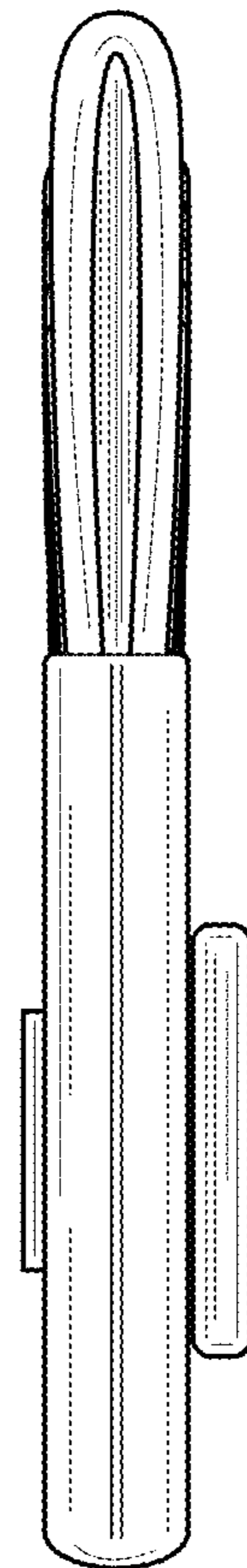


FIG. 7




FIG. 8