



US00D768945S

(12) **United States Design Patent**  
**Chen**

(10) **Patent No.:** **US D768,945 S**

(45) **Date of Patent:** **\*\* Oct. 11, 2016**

(54) **ANTI-MILDEW AND ANTISEPTIC STICKER**

(71) Applicant: **Yu-Hua Chen**, Changhua (TW)

(72) Inventor: **Yu-Hua Chen**, Changhua (TW)

(\*\*) Term: **15 Years**

(21) Appl. No.: **29/542,187**

(22) Filed: **Oct. 12, 2015**

(51) **LOC (10) Cl.** ..... **15-05**

(52) **U.S. Cl.**  
USPC ..... **D32/35**

(58) **Field of Classification Search**  
USPC ..... D32/35, 45, 46, 49; D20/11, 19, 28, 42;  
D24/189  
CPC .... A61K 9/0014; A61K 47/00; A61L 26/00;  
A61F 13/0203; A61F 13/0206; A61F  
13/0209; A61F 13/023; A61F 13/0233;  
A61F 13/02; A61B 5/0478; G07B 2017/0062  
See application file for complete search history.

(56) **References Cited**

**U.S. PATENT DOCUMENTS**

3,342,183	A *	9/1967	Edenbaum	.....	A61F 13/02 424/448
D392,330	S *	3/1998	Sucese	.....	D20/42
D393,285	S *	4/1998	Nipper	.....	D20/28
D395,641	S *	6/1998	Gaete	.....	D14/447
5,817,029	A *	10/1998	Gevins	.....	A61B 5/0478 600/544
D420,394	S *	2/2000	Milroy	.....	D20/28

D529,096	S *	9/2006	Jordan	.....	D20/11
D544,607	S *	6/2007	Henry	.....	D24/189
D545,514	S *	6/2007	Jaricot	.....	D32/35
D576,282	S *	9/2008	Yanaki	.....	D24/189
D674,903	S *	1/2013	Harder	.....	D24/189
D679,062	S *	3/2013	Smith	.....	D32/35
D692,565	S *	10/2013	Lattimore	.....	D24/189
D698,029	S *	1/2014	Traboulsi	.....	D24/189
D717,452	S *	11/2014	Boggs	.....	D24/189
D735,345	S *	7/2015	Spiteri	.....	D24/189

\* cited by examiner

*Primary Examiner* — T. Chase Nelson

*Assistant Examiner* — Michelle E Wilson

(74) *Attorney, Agent, or Firm* — Alan D. Kamrath;  
Kamrath IP Lawfirm, P.A.

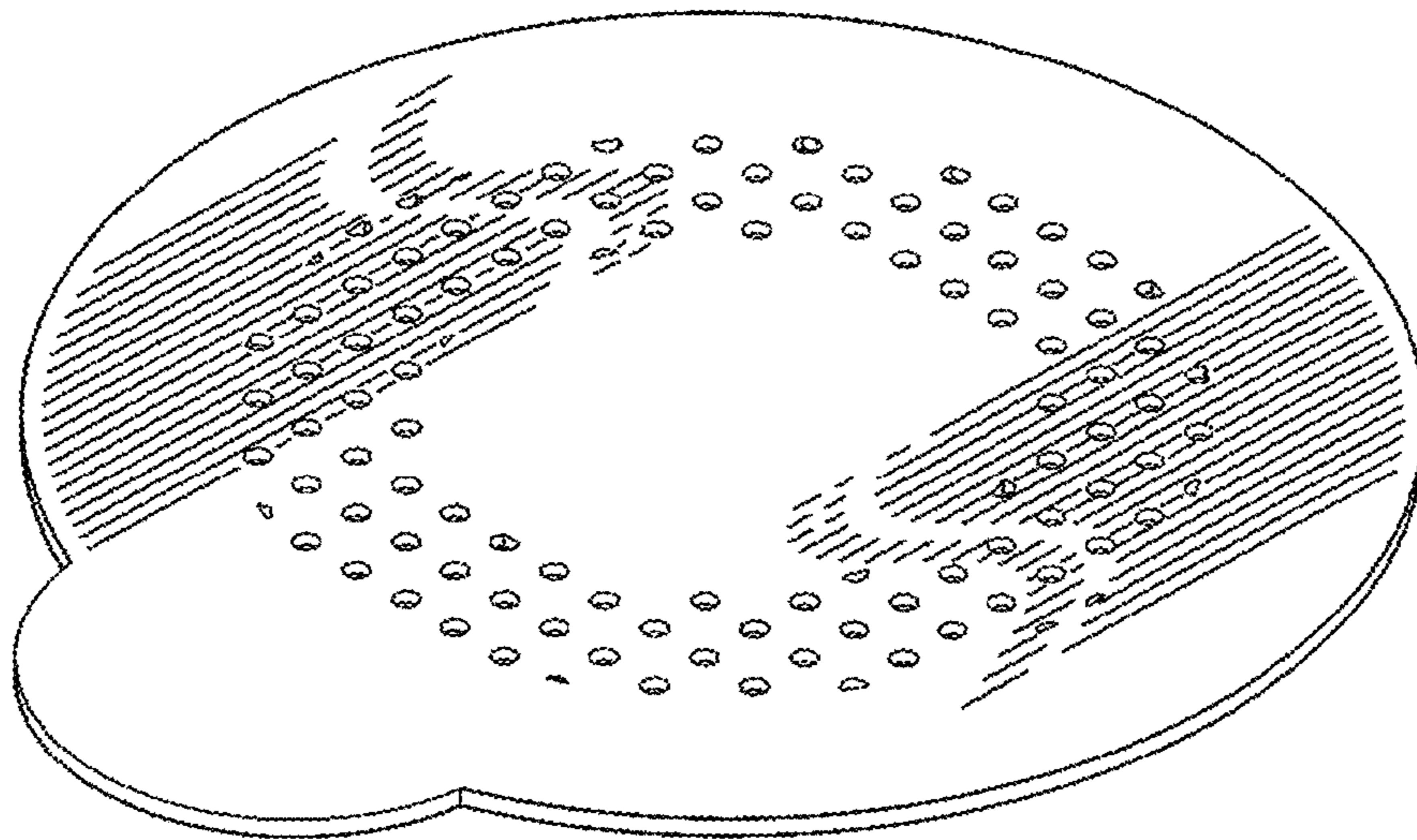
(57) **CLAIM**

The ornamental design for an anti-mildew and antiseptic sticker, as shown and described.

**DESCRIPTION**

FIG. 1 is a perspective view of an anti-mildew and antiseptic sticker showing my design;  
FIG. 2 is a front elevational view thereof;  
FIG. 3 is a rear elevational view thereof;  
FIG. 4 is a left side elevational view thereof;  
FIG. 5 is a right side elevational view thereof;  
FIG. 6 is a top plan view thereof; and,  
FIG. 7 is a bottom plan view thereof.

**1 Claim, 5 Drawing Sheets**



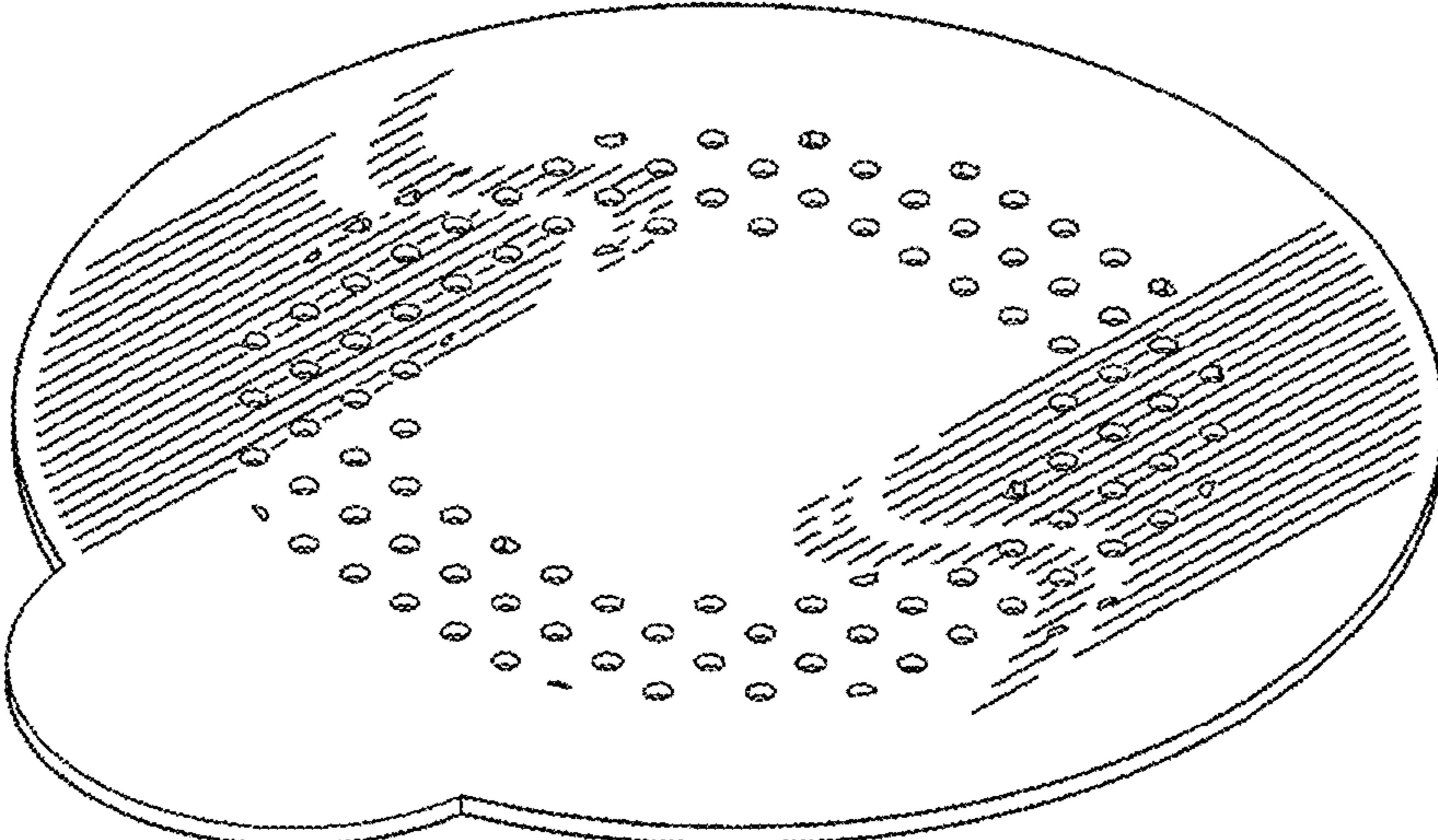


FIG. 1




FIG. 2




FIG. 3



FIG. 4



FIG. 5

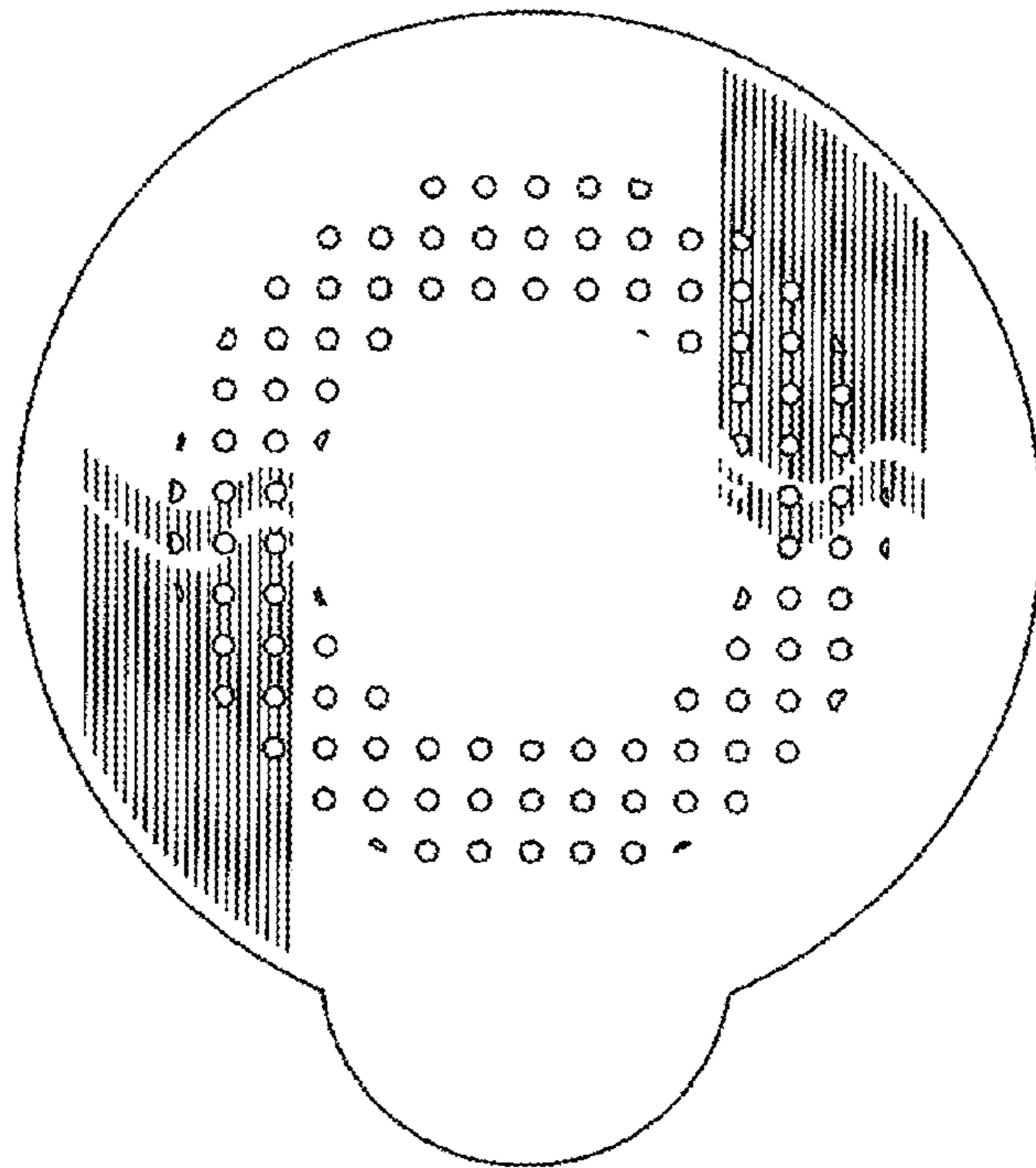


FIG. 6

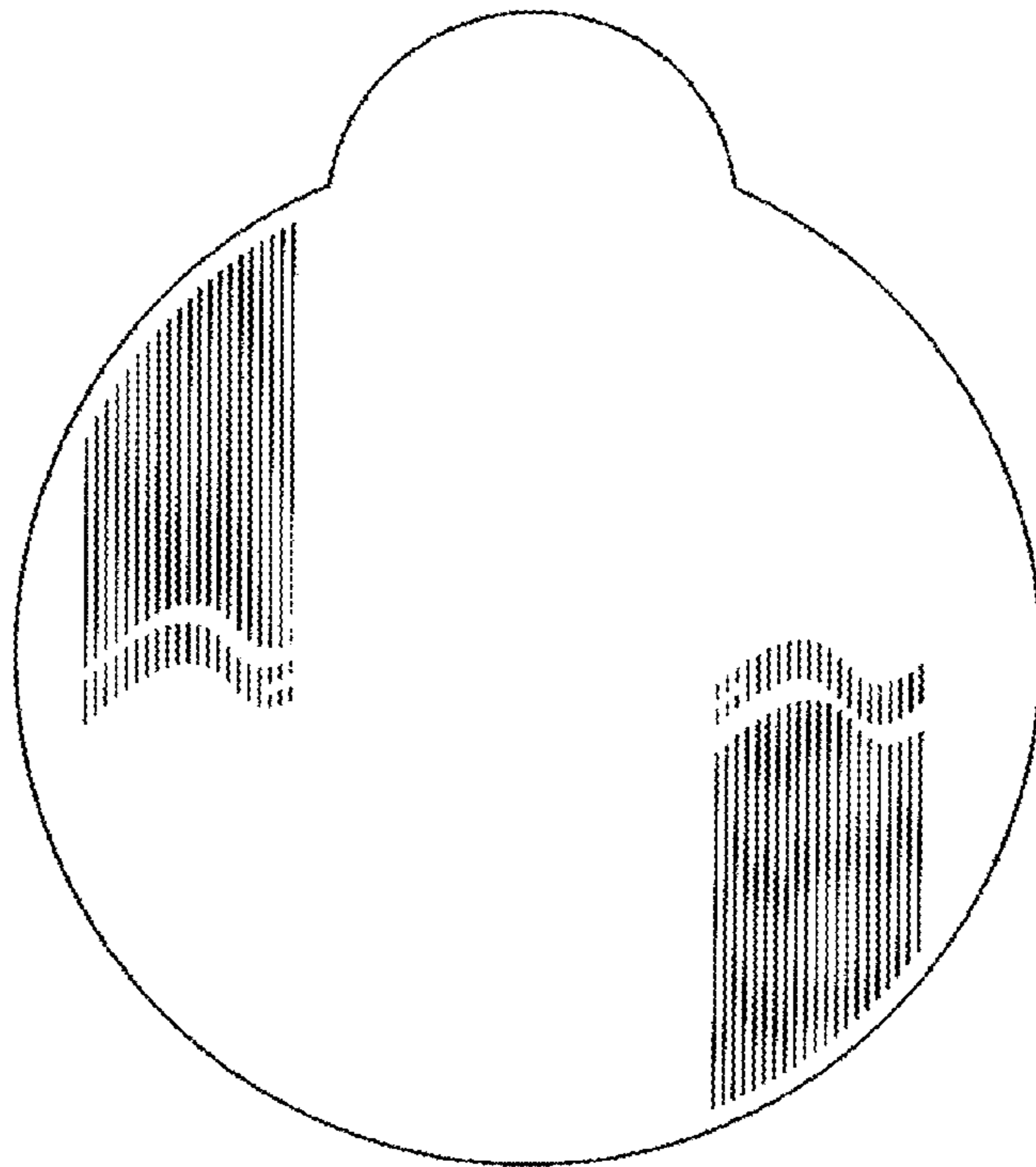


FIG. 7