



US00D768930S

(12) **United States Design Patent** (10) **Patent No.:** **US D768,930 S**  
**Kong** (45) **Date of Patent:** **\*\* Oct. 11, 2016**

(54) **RAZOR HANDLE**  
(71) Applicant: **Dorco Co., Ltd.**, Seoul (KR)  
(72) Inventor: **Nam-Yoon Kong**, Seoul (KR)  
(73) Assignee: **Dorco Co., Ltd.**, Seoul (KR)  
(\*\*) Term: **15 Years**  
(21) Appl. No.: **29/539,679**

D634,894 S \* 3/2011 Cataudella ..... D28/48  
D731,709 S \* 6/2015 Provost ..... D28/48  
2012/0233868 A1\* 9/2012 Bridges ..... B26B 21/222  
30/526

\* cited by examiner

*Primary Examiner* — Jennifer Rivard

(74) *Attorney, Agent, or Firm* — Perkins Coie LLP

(22) Filed: **Sep. 16, 2015**

(57) **CLAIM**

The ornamental design for a razor handle, as shown and described.

(30) **Foreign Application Priority Data**

Mar. 31, 2015 (KR) ..... 30-2015-0016159

(51) **LOC (10) Cl.** ..... **28-03**

(52) **U.S. Cl.**  
USPC ..... **D28/48**

(58) **Field of Classification Search**  
USPC ..... D28/44-48  
CPC ..... B26B 21/00-21/06; B26B 21/08-21/38;  
B26B 21/40; B26B 21/52-21/60  
See application file for complete search history.

**DESCRIPTION**

FIG. 1 is a perspective view of a razor handle showing my new design;  
FIG. 2 is a left side view of the razor handle;  
FIG. 3 is a right side view of the razor handle;  
FIG. 4 is a front view of the razor handle;  
FIG. 5 is a rear view of the razor handle;  
FIG. 6 is a top plan view of the razor handle; and,  
FIG. 7 is a bottom plan view of the razor handle.

(56) **References Cited**

**U.S. PATENT DOCUMENTS**

D589,209 S \* 3/2009 Jung ..... D28/46  
D624,700 S \* 9/2010 Jung ..... D28/46

**1 Claim, 2 Drawing Sheets**

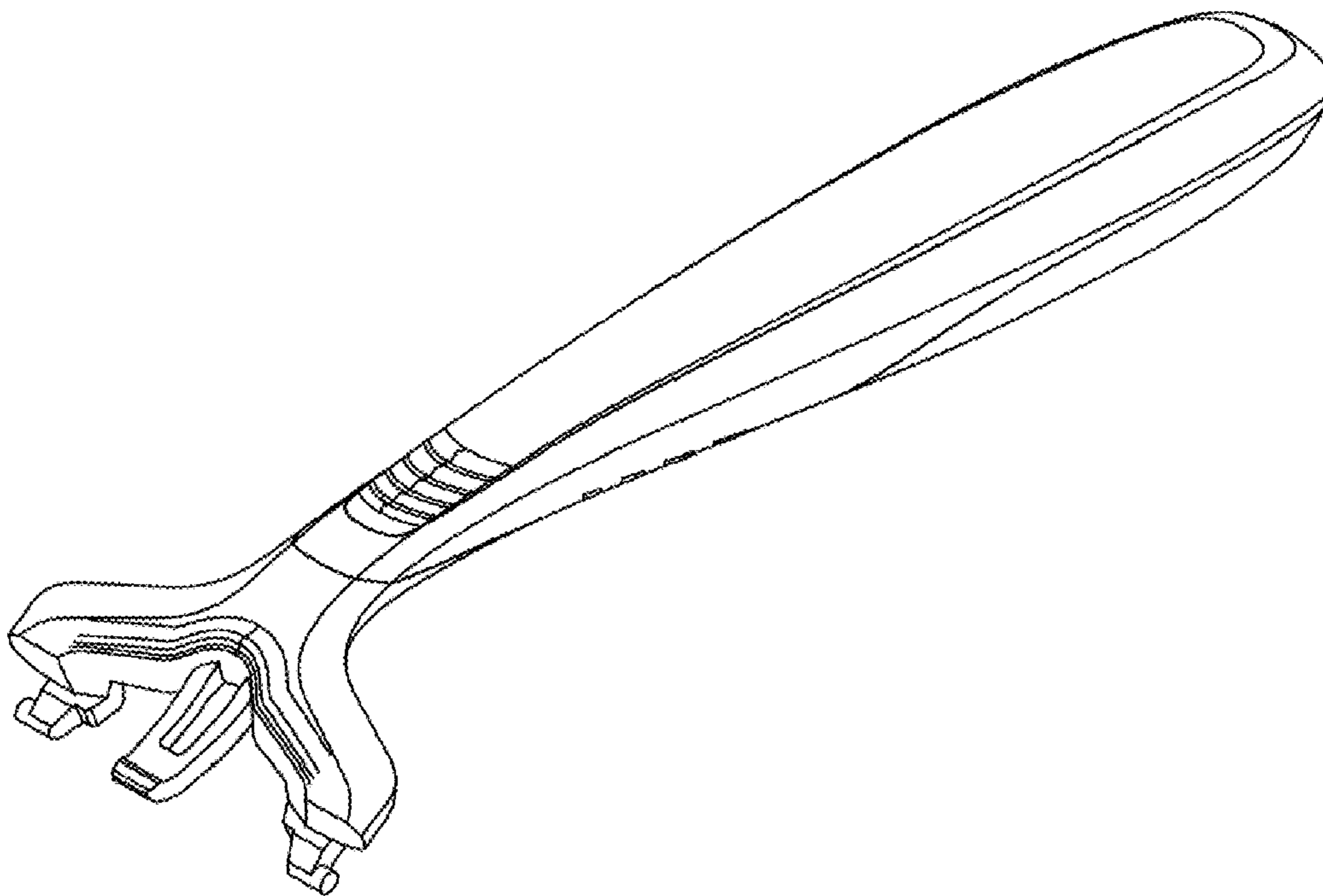


Fig. 1

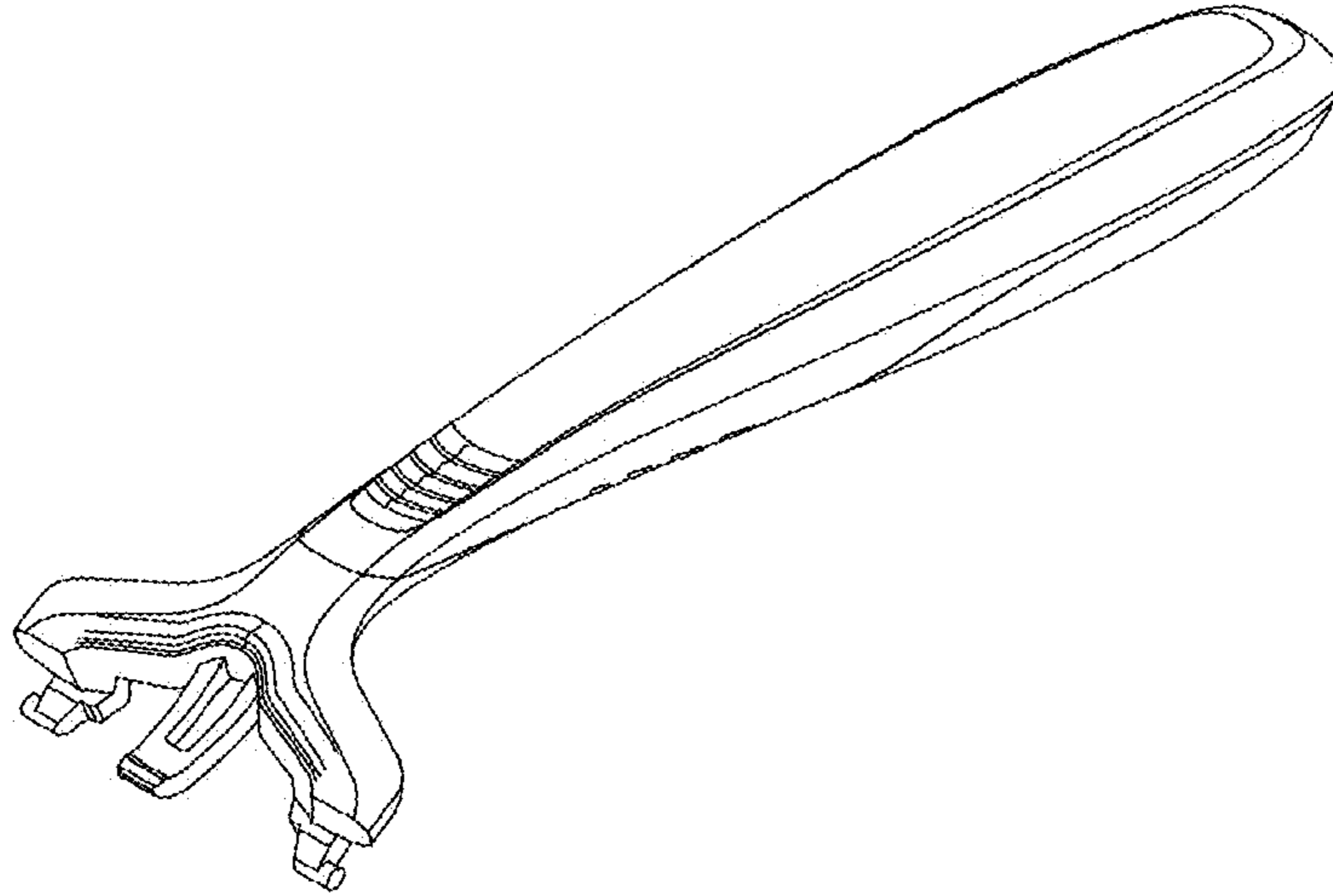


Fig. 2



Fig. 3




Fig.4

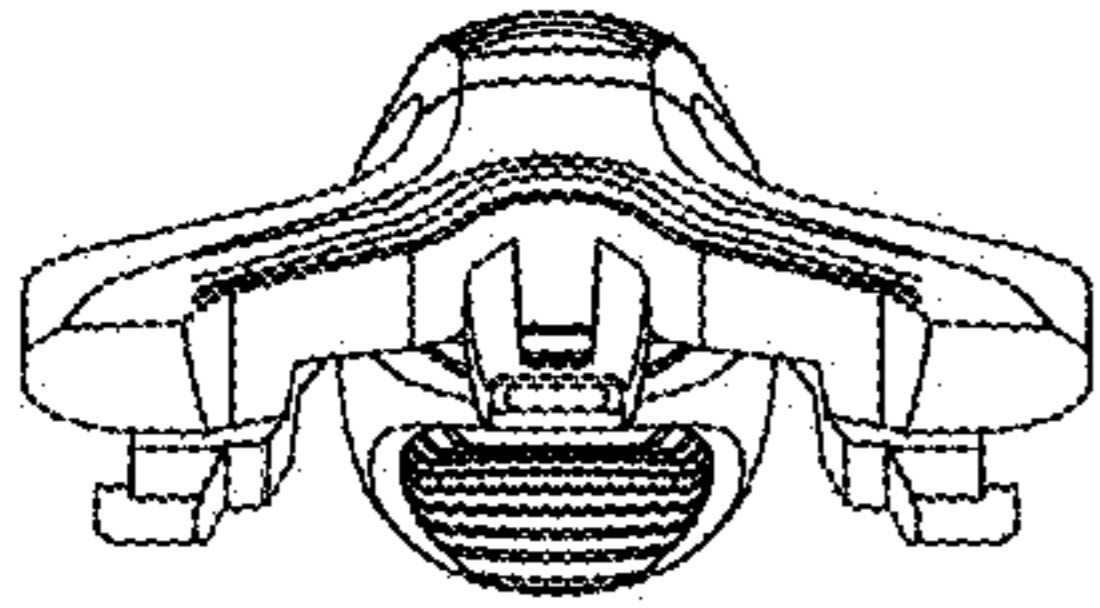


Fig.5

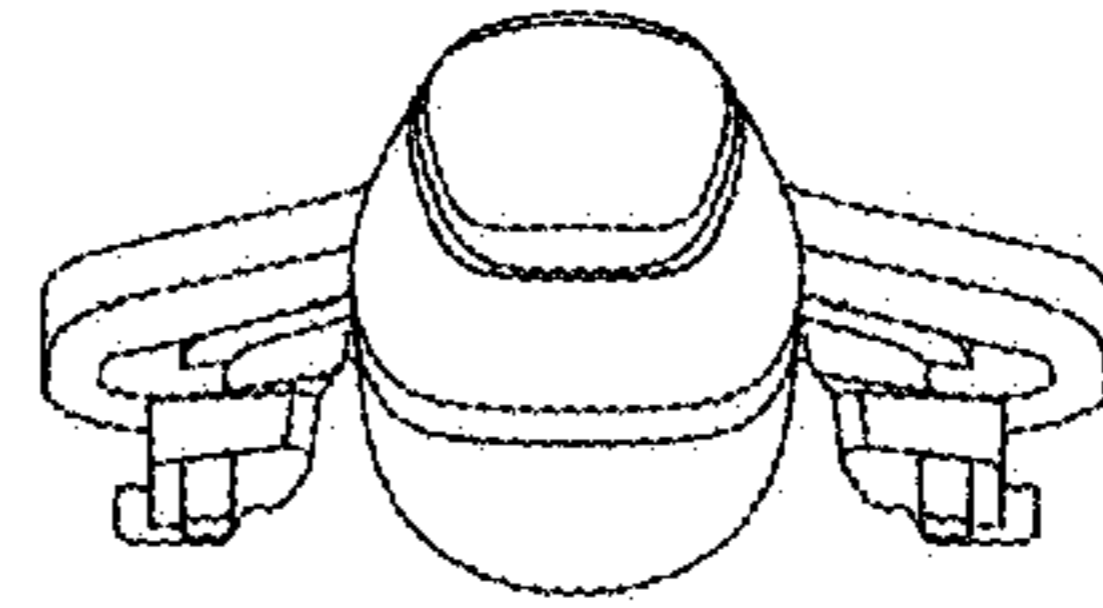


Fig.6

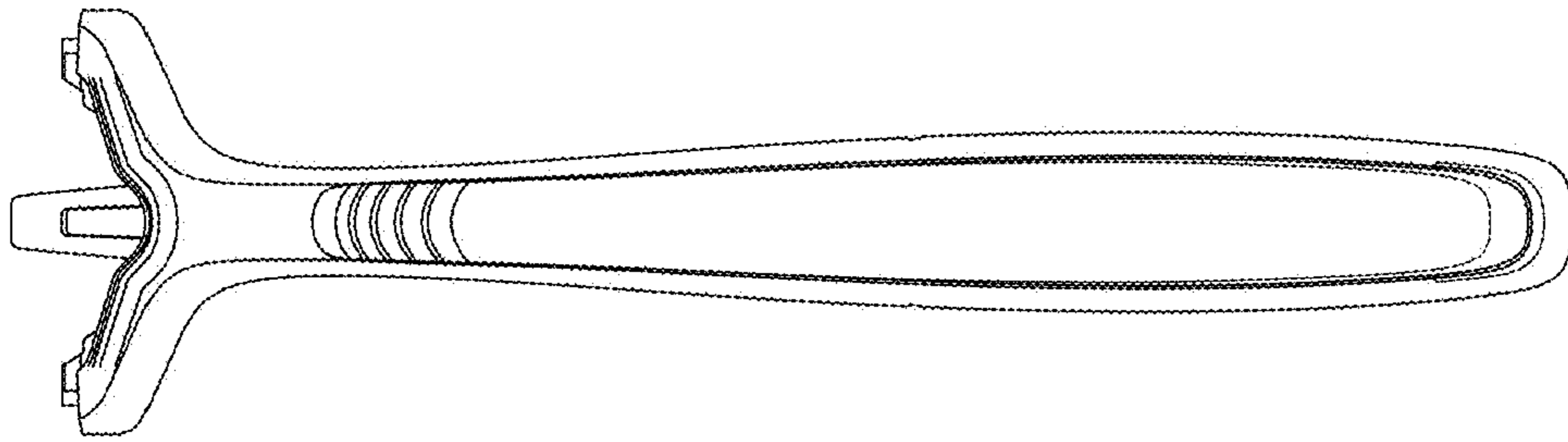


Fig.7

