



US00D768929S

(12) **United States Design Patent**
Go

(10) **Patent No.:** **US D768,929 S**

(45) **Date of Patent:** **** Oct. 11, 2016**

(54) **RAZOR HANDLE**

(71) Applicant: **Dorco Co., Ltd.**, Seoul (KR)

(72) Inventor: **Woogyong Go**, Seoul (KR)

(73) Assignee: **Dorco Co., Ltd.**, Seoul (KR)

(**) Term: **15 Years**

(21) Appl. No.: **29/538,260**

(22) Filed: **Sep. 2, 2015**

(30) **Foreign Application Priority Data**

Mar. 6, 2015 (KR) 30-2015-0011565

(51) **LOC (10) Cl.** **28-03**

(52) **U.S. Cl.**
USPC **D28/48**

(58) **Field of Classification Search**
USPC D28/44-48
CPC B26B 21/00-21/06; B26B 21/08-21/38;
B26B 21/40; B26B 21/52-21/60
See application file for complete search history.

(56) **References Cited**

U.S. PATENT DOCUMENTS

D566,896 S * 4/2008 Jung D28/46
D624,700 S * 9/2010 Jung D28/46

D624,701 S * 9/2010 Jung D28/48
D699,000 S * 2/2014 Bae D28/48
D699,395 S * 2/2014 Bae D28/48
D730,579 S * 5/2015 Han D28/48
D745,215 S * 12/2015 Go D28/48
D749,266 S * 2/2016 Go D28/48

* cited by examiner

Primary Examiner — Jennifer Rivard

(74) *Attorney, Agent, or Firm* — Perkins Coie LLP

(57) **CLAIM**

The ornamental design for a razor handle, as shown and described.

DESCRIPTION

FIG. 1 is a perspective view of a razor handle showing my new design;
FIG. 2 is a left side view of the razor handle;
FIG. 3 is a right side view of the razor handle;
FIG. 4 is a front view of the razor handle;
FIG. 5 is a rear view of the razor handle;
FIG. 6 is a top plan view of the razor handle; and,
FIG. 7 is a bottom plan view of the razor handle.

1 Claim, 2 Drawing Sheets

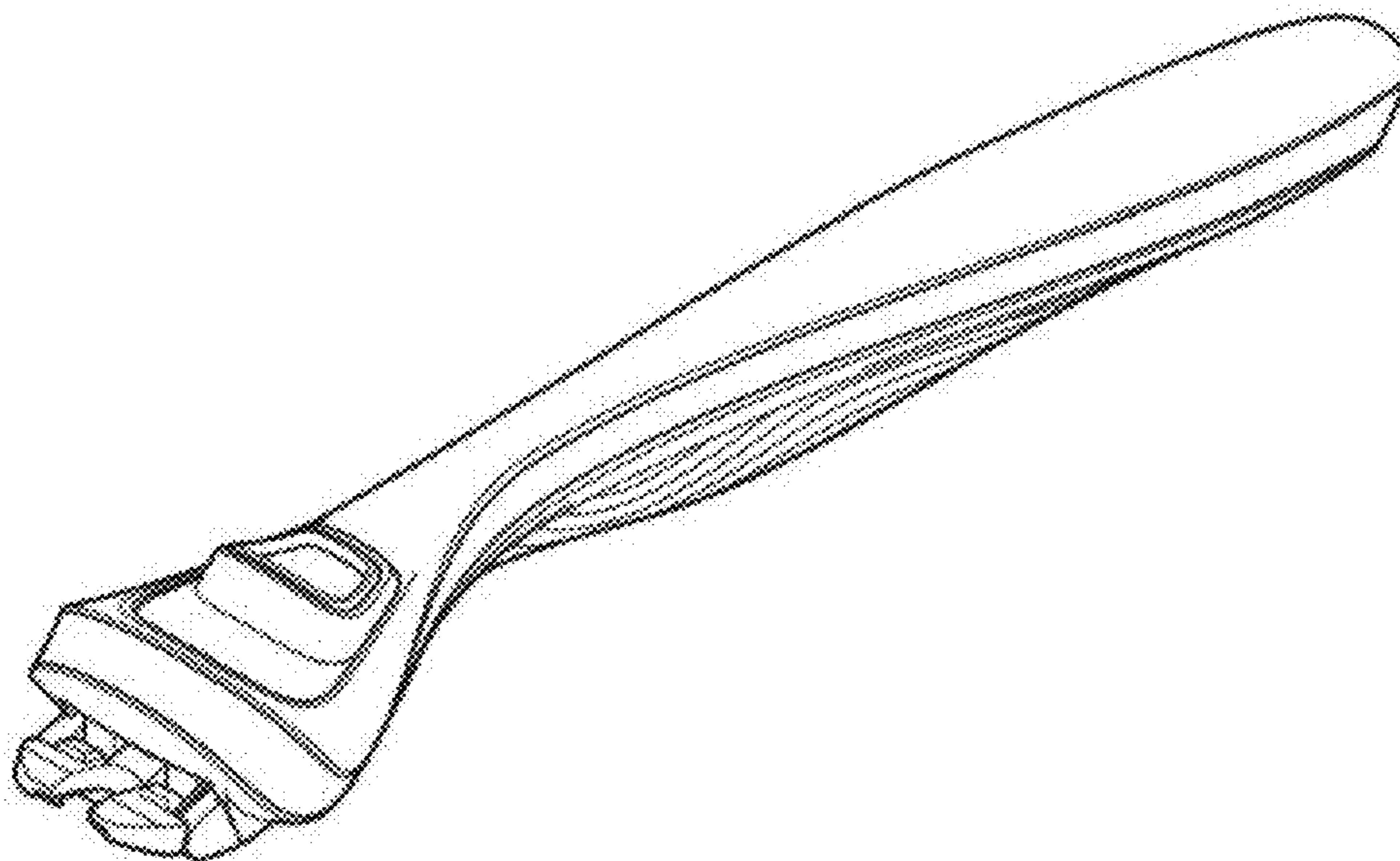


Fig.1

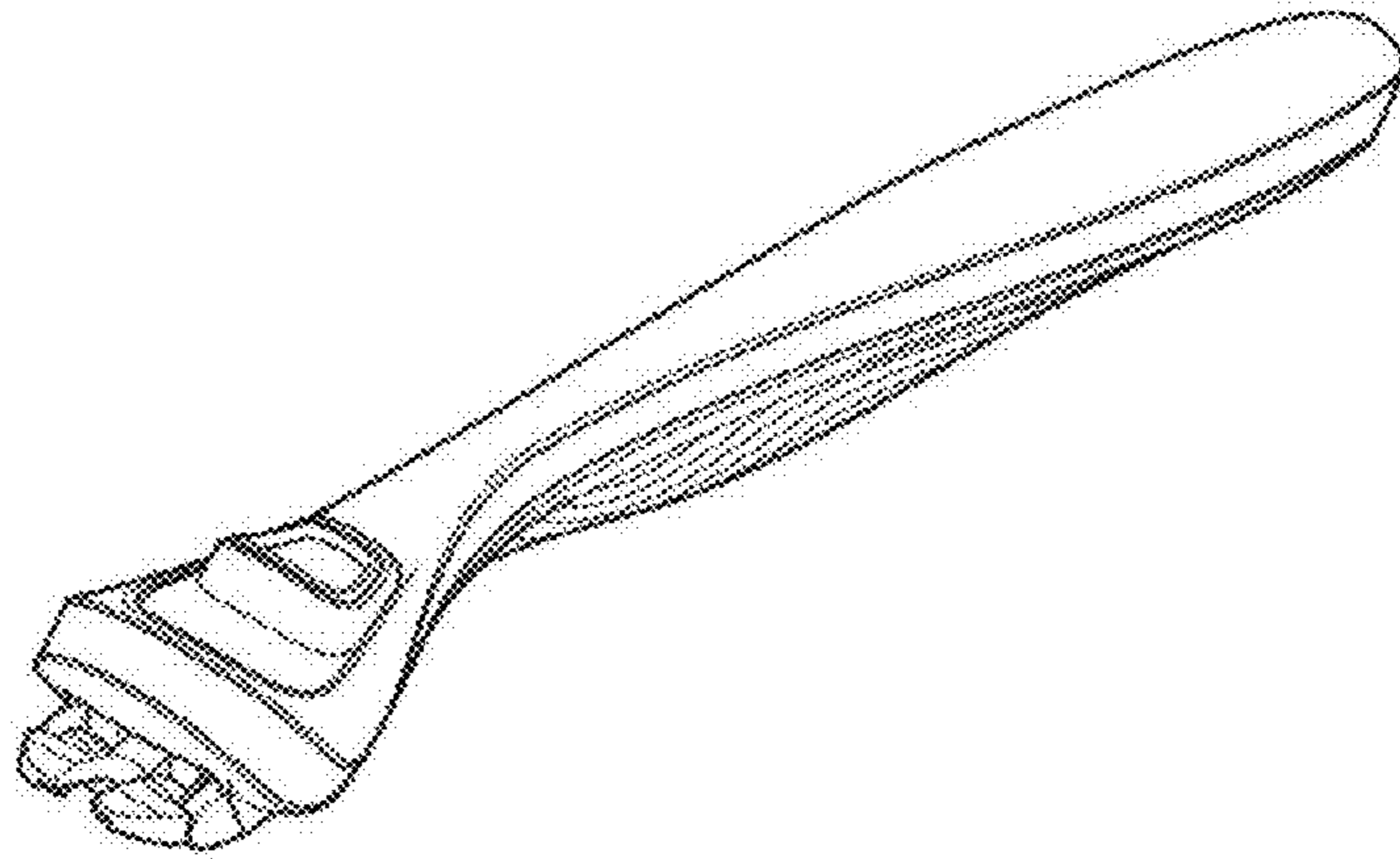


Fig.2




Fig.3

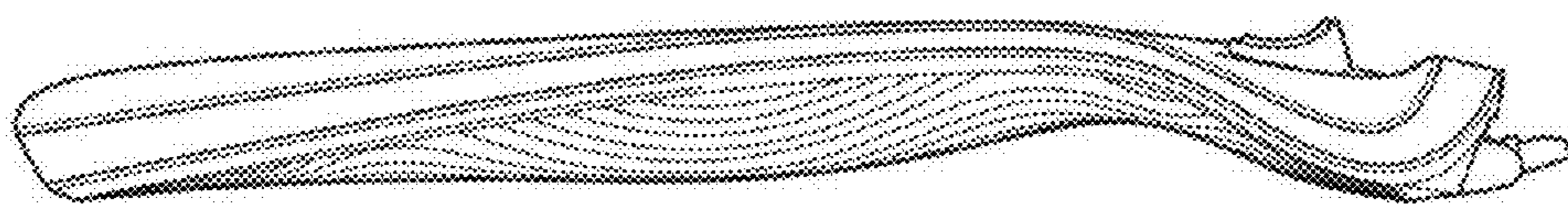


Fig.4



Fig.5



Fig.6

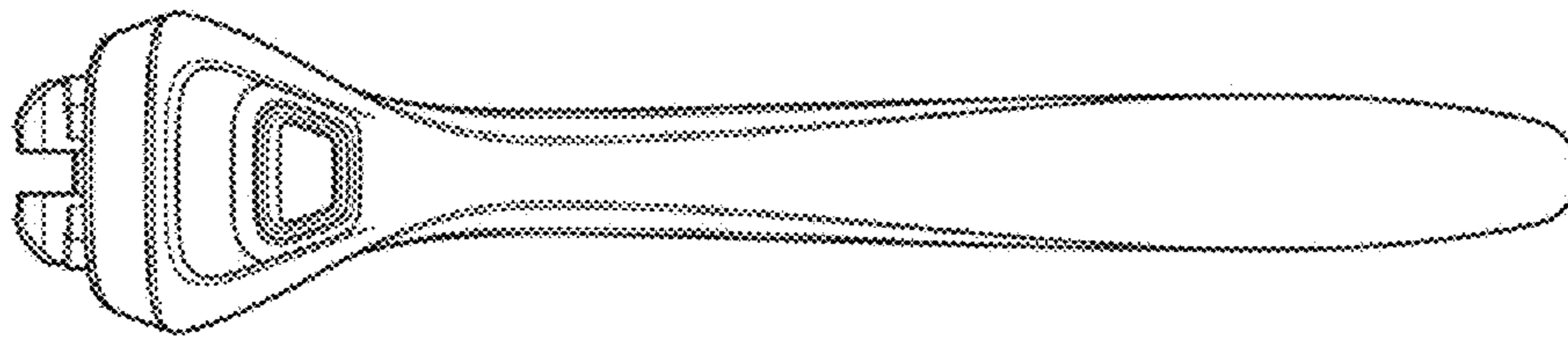


Fig.7

